

FLOOR TILES  
GENERAL CATALOGUE

aparici

SINCE 1961

# INDEX | ÍNDICE

INDEX   ÍNDICE	003
FORMAT INDEX   ÍNDICE DE FORMATOS	004
CONCEPTUAL INDEX   ÍNDICE DE CONCEPTOS	006
FINISHES INDEX   ÍNDICE DE ACABADOS	007
TECHNICAL INFORMATION   INFORMACIÓN TÉCNICA	314
SLIP RESISTANCE INDEX   ÍNDICE DE RESBALADICIDAD	330

## A

ABSOLUT GRES	036
AGATE	010
ALHAMBRA	014
ALLEGRO	016
ALTEA	020
APUANE	022
ARES GRES	310
ASTORIA	024
ATTLA	028
AURA	034
AXIS	222
AZUR	037

## B

BAFFIN	040
BELLA BIANCO	042
BEYOND	046
BOHEMIAN	052
BONDI	060
BRANCH	064
BRAVE	068
BRICKWORK	074
BROOKLYN	078
BUILD	084
BULDER GRES	150

## C

CABANA	088
CAMPER	092
CAMPIÑA GRES	310
CHALKOOD	104
CHAPLIN	108
CLINKER	112
COTTO	116

## D

DISTRICT	120
DIXON	122
DOMO	123

## E

EAGLE	124
EQUOS	168
EXPRESSIONS	128

## F

FABRIQUE	130
FEMME GRES	136
FERRUM	134

## G

GRAVITE	137
GRUNGE	140

## I

IMARBLE	142
IMPERIALE	144
INSIGNIA	148
INSTANT GRES	150
ISEN	152

## J

JACQUARD	154
----------	-----

## K

KILIM	164
KILIM PULIDO	166
KINGDOM	169

## L

LOGGER	170
LUMBER	171
LUXOR	174

## M

MAGMA	180
MARBOX	182
METALLIC	186
MIXING	196
MONACO	198
MOVING	200
MUSE	202

## N

NEILA	204
NEUTRAL	206
NEXT GRES	208
NORWAY	212

## O

OMEGA	214
OPULENCE	216

## P

PALAZZO	218
PRESSURE	220
PRIMARY	222

## R

RAFTER	224
RAINBOW	226
RANGE	209
REACTION	228
RECOVER	232
REGIO	238
REMIND	240
RETRO	242
ROBLEDO GRES	311
RODEN	244
RONDA	248

## S

SAHARA	306
SALTILLO GRES	312
SÃO LUIS	256
SENSATION	258
SHAGREEN	262
SINCRO	259
SONAR	264
STRACCIATELLA	268
STUDIO	272

## T

TABARCA GRES	312
TANGO	280
TAWRIQ	282
TERRE	286
TEX	290
THOR	296
TIDE GRES	298
TOSCANA GRES	313
TOUCH	299

## V

VALMONT	298
VANGUARD	300
VENEZIA	304
VILARO	299

## Z

ZENITH	307
ZONE	308



# FORMAT INDEX | ÍNDICE DE FORMATOS

<b>100 X 100 CM</b>	BAFFIN 040	<b>45 X 90 CM</b>	NEUTRAL 206	<b>30 X 60 CM</b>	<b>25 X 29 HEXAGON</b>
ATTILA 028	BEYOND 046	APUANE 022	OMEGA 214	AXIS 222	CARPET 098
BELLA BIANCO 042	GRUNGE 140	BROOKLYN 078	PALAZZO 218	BUILD 084	CHAPLIN 108
BOHEMIAN 052	MAGMA 180	BUILD 084	PRESSURE 220	CLINKER 112	RECOVER 232
BRAVE 068		EXPRESSIONS 128	RAINBOW 226	DISTRICT 120	STRACCIATELLA 268
CARPET 098	<b>50 X 100 CM</b>	GRUNGE 140	RANGE 209	DIXON 122	STUDIO 272
EAGLE 124	ATTILA 028	REACTION 228	REACTION 228	OMEGA 214	TERRE 286
FERRUM 134	BELLA BIANCO 042	SONAR 264	REGIO 238	PRESSURE 220	TEX 290
ISEN 152	BOHEMIAN 052		RONDA 248	RANGE 209	<b>25 X 100 CM</b>
METALLIC 186	BRAVE 068	<b>60 X 60 CM</b>	SAHARA 306	REACTION 228	BRANCH 064
MIXING 196	CARPET 098	ALHAMBRA 014	SÃO LUIS 256	SENSATION 258	BRICKWORK 074
RAINBOW 226	COTTO 116	ALTEA 020	SHAGREEN 262	STUDIO 272	CAMPER 092
RECOVER 232	EAGLE 124	APUANE 022	STUDIO 272	THOR 296	CHALKWOOD 104
RODEN 244	FERRUM 134	ASTORIA 024	TANGO 280	VILARO 299	NEILA 204
RONDA 248	ISEN 152	ATTILA 028	TAWRIQ 282		RAFTER 224
STUDIO 272	METALLIC 186	BAFFIN 040	TEX 290	<b>30 X 30 CM</b>	REMIND 240
TEX 290	MIXING 196	BOHEMIAN 052	THOR 296	ALLEGRO 016	TERRE 286
	RAINBOW 226	BONDI 060	ZENITH 307	ARES GRES 310	<b>16 X 100 CM</b>
	RECOVER 232	BRAVE 068		BOHEMIAN 052	NORWAY 212
	RODEN 244	BROOKLYN 078	<b>60 X 50 HEXAGON</b>	CABANA 088	
	RONDA 248	CARPET 098	OMEGA 214	CAMPIÑA GRES 310	<b>11 X 90 CM</b>
	STUDIO 272	CLINKER 112		COTTO 116	SONAR 264
	TEX 290	COTTO 116	<b>50 X 50 CM</b>	MOVING 200	
	ZONE 308	DISTRICT 120	ABSOLUT GRES 036	NEUTRAL 206	<b>15 X 60CM</b>
		EQUOS 168	BULDER GRES 150	PRIMARY 222	BRANCH 064
	<b>50 X 100 CM OUTDOOR 2CM</b>	FABRIQUE 130	FEMME GRES 136	RETRO 242	LOGGER 170
	ATTILA 032	GRAVITE 137	INSTANT GRES 150	ROBLEDO GRES 311	LUMBER 171
	BOHEMIAN 056	GRUNGE 140		SALTILLO GRES 312	VALMONT 298
	BRAVE 071	IMARBLE 142	<b>45 X 45 CM</b>	SINCRO 259	
	CAMPER 093	JACQUARD 156	AGATE 010	TABARCA GRES 312	
	CARPET 100	KILIM 164	BEYOND 046	TOSCANA GRES 313	
	COTTO 118	KINGDOM 169	DOMO 123	VANGUARD 300	
	METALLIC 192	LUXOR 174	IMPERIALE 144	VENEZIA 304	
	RECOVER 234	MAGMA 180	INSIGNIA 148		
	RONDA 252	MARBOX 182	OPULENCE 216		
	STUDIO 276	METALLIC 186			
	TEX 294	MONACO 198	<b>40 X 40 CM</b>		
		MUSE 202	NEXT 208		
<b>90 X 90 CM</b>			TIDE GRES 298		
APUANE 022			TOUCH 299		
BROOKLYN 078					
BUILD 084					
DOMO 123					
EXPRESSIONS 128					
IMPERIALE 144					
INSIGNIA 148					
JACQUARD 156					
KILIM Pul. 166					
LUXOR 174					
MONACO 198					
OMEGA 214					
OPULENCE 216					
<b>60 X 120 CM</b>					
AGATE 010					
ALLEGRO 016					
AURA 034					





# AGATE





# AGATE

Porcelain    Rectified    Slight Variation    Double Firing  
 Porcelánico    Rectificado    Ligera Variación    Bicocción



Agate Ivory Pulido A  
59,55x119,3 cm - 23,45"x46,97"

G-3506




Agate Ivory Pulido B  
59,55x119,3 cm - 23,45"x46,97"

G-3506



Agate Ivory Pulido  
44,63x44,63 cm - 17,57"x17,57"

G-3330



Agate Rosso Pulido A  
59,55x119,3 cm - 23,45"x46,97"

G-3506



Agate Rosso Pulido B  
59,55x119,3 cm - 23,45"x46,97"

G-3506



Agate Rosso Pulido  
44,63x44,63 cm - 17,57"x17,57"

G-3330



Agate Pulido Rossone - 4\*  
44,63x44,63 cm  
17,57"x17,57"

G-2623

\*price per piece / precio por pieza



4 PIECES COMPOSITION / COMPOSICIÓN 4 PIEZAS



Agate Rosso Centro Pulido- 4\*  
44,63x44,63 cm  
17,57"x17,57"

G-2155

\*price per piece / precio por pieza



4 PIECES COMPOSITION / COMPOSICIÓN 4 PIEZAS

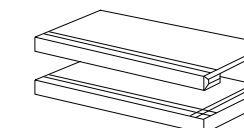
## Skirtings | Rodapiés

Agate Pulido Rodapié 60 G- 2117  
7,3x59,55 cm - 2,87"x23,45"

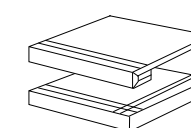
Agate Pulido Rodapié 45 G- 2085  
7,3x44,63 cm - 2,87"x17,57"

Available in all colours of collection /  
Disponibles en todos los colores de la colección

## Steps | Peldaños



Agate Gradone G- 2795  
Agate Gradone Ángulo G- 2815  
29,67x119,3 cm - 11,68"x46,97"



Agate Gradone G- 2559  
Agate Gradone Ángulo G- 2609  
44,63x44,63 cm - 2,87"x17,57"

Recommended for residential use /  
Recomendado para uso residencial  
CONTENT OF RECYCLED MATERIAL  
CONTENIDO DE MATERIAL RECICLADO

40%




# AGATE

Porcelain    Rectified    Slight Variation    Double Firing  
 Porcelánico    Rectificado    Ligera Variación    Biccocción



Agate Blue Pulido A  
 59,55x119,3 cm - 23,45"x46,97"

G-3506



Agate Blue Pulido B  
 59,55x119,3 cm - 23,45"x46,97"

G-3506



Agate Blue Pulido  
 44,63x44,63 cm - 17,57"x17,57"

G-3330



Agate Blue Centro Pulido- 4\*  
 44,63x44,63 cm  
 17,57"x17,57"

G-2155

\*price per piece / precio por pieza



4 PIECES COMPOSITION / COMPOSICIÓN 4 PIEZAS



Floor: Agate Blue Pulido 44,63x44,63 cm

Recommended for residential use /  
 Recomendado para uso residencial  
 CONTENT OF RECYCLED MATERIAL  
 CONTENIDO DE MATERIAL RECICLADO


40%

Series	Format&Thickness	Unit	Boxes/Pallet	m <sup>2</sup> /Pallet	m <sup>2</sup> /Box	Pieces/Box	Kg/Pallet	Kg/Box
Agate Pulido A-B	59,55x119,3x1,18	m2	50	35,500	0,710	1	1053	20,60
Agate Pulido	44,63x44,63x1,01	m2	68	67,728	0,996	5	1650	23,93
Agate Centro Pulido-4	44,63x44,63x1,01	pz	34	27,098	0,797	4	641,49	18,19
Agate Pulido Rossone	44,63x44,63x1,01	pz	34	13,53	0,39	2	336	9,22
Agate Pul Ro-45	7,3x44,63	pz	48	22,656	0,472	14	506,48	10,26
Agate Pul Ro-60	7,3x59,55	pz	24	17,28	0,72	16	392,36	15,83



# ALHAMBRA

Porcelain Straight Edge Slight Variation Pre-scored  
Porcelánico Ángulo Recto Ligera Variación Preincisión



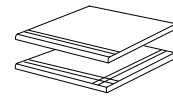
Alhambra Blue Natural  
59,2x59,2 cm - 23,3"x23,3"



Alhambra Green Natural  
59,2x59,2 cm - 23,3"x23,3"

MATCHING WALL TILES IN WALL TILE CATALOGUE  
REVESTIMIENTO COORDINADO EN EL CATÁLOGO WALL TILES

Steps | Peldaños



Alhambra Nat. Peld. 60  
Alhambra Nat. Peld. Ang. 60  
59,2x59,2 cm - 23,3"x23,3"

G-2197  
G-2281



Floor: Alhambra Green Natural 59,2x59,2 cm



Floor: Alhambra Blue Natural 59,2x59,2 cm

Wall: Alhambra Blue Mexuar\_Blue Rauda\_White Mexuar 29,75x99,55 cm

UNE-EN 12633

CLASE 1

DIN 51130

R9

ANSI A 137.1-2012

DCOF>0.42

BS 7976

PTV > 24

CONTENT OF RECYCLED MATERIAL  
CONTENIDO DE MATERIAL RECICLADO

40%

Series	Format&Thickness	Unit	Boxes/Pallet	m <sup>2</sup> /Pallet	m <sup>2</sup> /Box	Pieces/Box	Kg/Pallet	Kg/Box
Alhambra 60X60	59,2x59,2x1 cm	m <sup>2</sup>	36	50,4	1,402	4	1163	31,75



# ALLEGRO


Porcelain    Rectified    Slight Variation    Double Firing  
 Porcelánico    Rectificado    Ligera Variación    Bicocción

MATCHING WALL TILES IN WALL TILE CATALOGUE  
 REVESTIMIENTO COORDINADO EN EL CATÁLOGO WALL TILES



Allegro Bianco Pulido  
 59,55x119,3 cm - 23,45"x46,97"

G-3506



Allegro Bianco Centro Pulido  
 59,55x119,3 cm - 23,45"x46,97"

G-2585



Allegro Bianco Natural  
 29,75x29,75 cm  
 11,71"x11,71"

G-3258



Allegro Bianco Natural Mosaico 5x5  
 29,75x29,75 cm  
 11,71"x11,71"

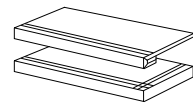
G-3666

## Skirtings | Rodapiés



Allegro Pulido Rodapié G- 2117  
 7,3x59,55 cm - 2,87"x23,45"

## Steps | Peldaños



Allegro Pulido Gradone G- 2795  
 29,67x119,3 cm - 11,68"x46,97"

Allegro Pulido Gradone Ángulo G- 2815  
 29,67x119,3 cm - 11,68"x46,97"



Recommended for residential use /  
 Recomendado para uso residencial

CONTENT OF RECYCLED MATERIAL  
 CONTENIDO DE MATERIAL RECICLADO

40%

Series	Format&Thickness	Unit	Boxes/Pallet	m <sup>2</sup> /Pallet	m <sup>2</sup> /Box	Pieces/Box	Kg/Pallet	Kg/Box
Allegro Pulido	59,55x119,3x1,18	m2	50	35,500	0,710	1	1080	21,14
Allegro Centro Pulido	59,55x119,3x1,18	pz	50	35,500	0,710	1	1050,0	20,54
Allegro Pulido Rodapié	7,3x59,55	pz	24	18,86	0,786	16	394,38	15,85
Allegro Natural	29,75x29,75x0,99	m2	40	46,00	1,150	13	1059	25,90
Allegro Natural Mos 5x5	29,75x29,75	m2	36	22,28	0,797	9	383	10

PRIVATE HOUSE LONDON | UK    INTERIOR DESIGN: G&T  
 Floor: Allegro Bianco Pulido 59,55x119,3 cm    Wall: Skin Nácar 31,8x31,8 cm



# ALTEA






# ALTEA

Porcelain Straight edge Slight Variation Pre-Scored  
 Porcelánico Ángulo recto Ligera Variación Preincisión



Altea Puerto Natural  
59,2x59,2 cm - 23,3"x23,3"

G-3146



Altea Puerto Frieze Natural  
59,2x59,2 cm - 23,3"x23,3"

G-3170



Altea Puerto Corner Natural  
59,2x59,2 cm - 23,3"x23,3"

G-3170



Altea Alba Natural  
59,2x59,2 cm - 23,3"x23,3"

G-3146



Altea Eida Natural  
59,2x59,2 cm - 23,3"x23,3"

G-3146



Altea Pinar Natural  
59,2x59,2 cm - 23,3"x23,3"

G-3146



Altea Olivo Natural  
59,2x59,2 cm - 23,3"x23,3"

G-3146



Altea Corbeta Natural  
59,2x59,2 cm - 23,3"x23,3"

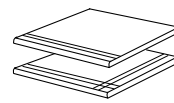
G-3146

## Skirtings | Rodapiés



Altea Nat. Rodapie G-2071  
8x59,2 cm - 3,15"x23,3"

## Steps | Peldaños



Altea Nat. Peldaño G-2197  
Altea Nat. Peldaño Áng. G-2281  
59,2x59,2 cm - 23,30"x23,30"

UNE-ENV 12633

CLASE 2

DIN 51130

R10

ANSI A 137.1-2012

DCOF>0.42


BS 7976

PTV > 36

CONTENT OF RECYCLED MATERIAL  
CONTENIDO DE MATERIAL RECICLADO

43%

Series	Format&Thickness	Unit	Boxes/Pallet	m <sup>2</sup> /Pallet	m <sup>2</sup> /Box	Pieces/Box	Kg/Pallet	Kg/Box
Altea	59,2x59,2x1 cm	m <sup>2</sup>	36	50,47	1,402	4	1153	31,40
Altea Rodapie	8x59,2 cm	pz	24	15,912	0,663	14	356	13,89




Floor: Altea Puerto\_Puerto Frieze\_Puerto Corner\_Pinar Natural 59,2x59,2 cm



# APUANE

Porcelain    Rectified    Slight Variation    Double Firing    Thickness 0,74 cm  
 Porcelánico    Rectificado    Ligera Variación    Bicocción    Espesor 0,74 cm

MATCHING WALL TILES IN WALL TILE CATALOGUE  
 REVESTIMIENTO COORDINADO EN EL CATÁLOGO WALL TILES




Apuane White Pulido  
 89,46x89,46 cm - 35,22"x35,22"

G-3442



Apuane White Pulido  
 59,55x59,55 cm - 23,45"x23,45"

G-3298




Apuane White Centro Pulido  
 89,46x89,46 cm - 35,22"x35,22"

G-2585



Apuane White Pulido  
 44,63x89,46 cm - 17,57"x35,22"

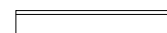
G-3298



Apuane White Pul.  
 Mos. 5x5  
 29,75x29,75 cm -  
 11,71"x11,71"

G-3756

## Skirtings | Rodapiés



Apuane Pulido Rodapié-90  
 7,3x89,46 cm - 2,87"x35,22"

G-2141

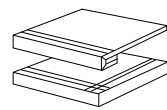
Apuane Pulido Rodapié-60  
 7,3x59,55 cm - 2,87"x23,45"

G-2085

Apuane Pulido Rodapié-45  
 7,3x44,63 cm - 2,87"x17,57"

G-2085

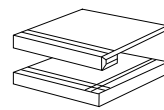
## Steps | Peldaños



Apuane Pul. Grad.90  
 Apuane Pul. Grad. 90 Ang.  
 89,46x89,46 cm - 35,22"x35,22"

G-2779

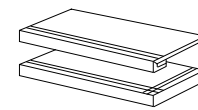
G-2829



Apuane Pul. Grad. 60  
 Apuane Pul. Grad. 60 Ang.  
 59,55x59,55 cm - 23,45"x23,45"

G-2623

G-2645



Apuane Pul. Grad. 45  
 Apuane Pul. Grad. 45 Ang.  
 44,63x89,46 cm - 17,57"x35,22"

G-2623


G-2645

Recommended for residential use /  
 Recomendado para uso residencial

CONTENT OF RECYCLED MATERIAL  
 CONTENIDO DE MATERIAL RECICLADO

42%

Series	Format&Thickness	Unit	Boxes/Pallet	m <sup>2</sup> /Pallet	m <sup>2</sup> /Box	Pieces/Box	Kg/Pallet	Kg/Box
Apuane Pulido 90x90	89,46x89,46x0,74	m2	20	32,02	1,601	2	610	27,50
Apuane Pulido 45x90	44,63x89,46x0,74	m2	27	53,89	1,996	5	950	35,44
Apuane Pul. Mos. 5x5	29,75x29,75	m2	36	31,86	0,885	10	686	18,42
Apuane Rodapie 90	7,3x89,46	pz	15	19,59	1,306	20	516	32,85
Apuane Rodapie 45	7,3x44,63	pz	48	31,30	0,652	20	724	14,61
Apuane Pulido 60x60	59,55x59,55x0,74	m2	30	53,19	1,773	5	950	30,90




Floor: Apuane White Pulido 89,46x89,46 cm-Apuane White Pulido Ro-90



# ASTORIA

Porcelain    Rectified    Slight Variation    Double Firing  
 Porcelánico    Rectificado    Ligera Variación    Biccocción



Fabrique Ivory Natural  
59,55x59,55 cm - 23,45"x23,45"

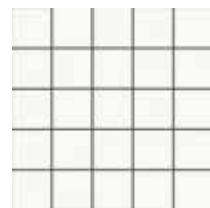


Astoria Brown Fleur Natural  
59,55x59,55 cm - 23,45"x23,45"



Astoria Blue Fleur Natural  
59,55x59,55 cm - 23,45"x23,45"

MATCHING WALL TILES IN WALL TILE CATALOGUE  
 REVESTIMIENTO COORDINADO EN EL CATALOGO WALL TILES



Fabrique Ivory Mosaico 5x5  
29,75x29,75 cm - 11,71"x11,71"



Astoria Ochre Paisley Natural  
59,55x59,55 cm - 23,45"x23,45"



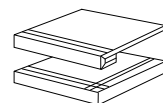
Astoria Maroon Paisley Natural  
59,55x59,55 cm - 23,45"x23,45"

## Skirtings | Rodapiés

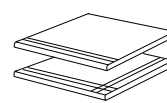


Fabrique Ivory Nat. Rodapié 60  
7,3x59,55 cm - 2,87"x23,45"

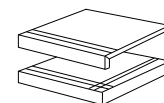
## Steps | Peldaños



Fabrique Ivory Nat. Grad. 60  
Fabrique Ivory Nat. Grad. Ang. 60  
59,55x59,55 cm - 23,45"x23,45"



Fabrique Ivory Nat. Peld. 60  
Fabrique Ivory Nat. Peld. Ang. 60  
59,55x59,55 cm - 23,45"x23,45"



Fabrique Ivory Nat. Tipo L 60  
Fabrique Ivory Nat. Tipo L Ang. 60  
54x59,55 cm - 21,26"x23,45"

UNE-EN 12633

CLASE 1

DIN 51130

R9

ANSI A 137.1-2012

DCOF>0.42


BS 7976

PTV > 24 - Natural Finish

CONTENT OF RECYCLED MATERIAL  
 CONTENIDO DE MATERIAL RECICLADO

40%

Series	Format&Thickness	Unit	Boxes/Pallet	m <sup>2</sup> /Pallet	m <sup>2</sup> /Box	Pieces/Box	Kg/Pallet	Kg/Box
Fabrique / Astoria 60X60	59,55x59,55x1 cm	m <sup>2</sup>	36	51,08	1,419	4	1163	31,75
Fabrique Nat. Mosaico 5X5	29,75x29,75 cm	m <sup>2</sup>	36	22,28	0,619	7	480	12,97



Floor: Astoria Blue Fleur Natural\_Fabrique Ivory 59,55x59,55 cm  
 Wall: Astoria Blue Fleur\_Fabrique Ivory 29,75x99,55 cm-Alhambra Silver Moldura-Cenefa-Zócalo



# ATTILA





# ATTILA

Porcelain    Rectified    Slight Variation    Double Firing  
 Porcelánico    Rectificado    Ligera Variación    Bicocción

MATCHING WALL TILES IN WALL TILE CATALOGUE  
 REVESTIMIENTO COORDINADO EN EL CATÁLOGO WALL TILES



Attila Ivory Natural  
 99,55x99,55 cm - 39,19"x39,19"

G-3268



Attila Ivory Natural  
 49,75x99,55 cm - 19,59"x39,19"  
 Attila Ivory Non-Slip  
 49,75x99,55 cm - 19,59"x39,19"

G-3162  
 G-3186



Attila Mix Nat.  
 Mosaico Cube  
 28,52x31,52 cm  
 11,23"x12,41"

G-2179



Attila Ivory Nat.  
 Mosaico 5x5  
 29,75x29,75 cm  
 11,71"x11,71"

G-3558



Attila Ivory Natural  
 59,55x59,55 cm - 23,45"x23,45"

G-3146

UNE-ENV 12633

CLASE 1 - Natural Finish  
 CLASE 3 - Non-Slip Finish

DIN 51130

R10 - Natural Finish  
 R11 - Non-Slip Finish

ANSI A 137.1-2012

DCOF>0.42 - Natural &  
 Non-Slip Finish

BS 7976

PTV > 24 - Natural Finish  
 PTV > 36 - Non-Slip Finish

CONTENT OF RECYCLED MATERIAL  
 CONTENIDO DE MATERIAL RECICLADO

43%

Series	Format&Thickness	Unit	Boxes/Pallet	m <sup>2</sup> /Pallet	m <sup>2</sup> /Box	Pieces/Box	Kg/Pallet	Kg/Box
Attila 50X100	49,75x99,55x1 cm	m <sup>2</sup>	27	40,12	1,486	3	944	34,10
Attila 100X100	99,55x99,55x1 cm	m <sup>2</sup>	40	39,64	0,991	1	991	23,88
Attila 60X60	59,55x59,55x1 cm	m <sup>2</sup>	36	51,08	1,419	4	1166	31,75
Attila Nat. Mosaico 5X5	29,75x29,75 cm	m <sup>2</sup>	36	22,28	0,619	7	489	12,97
Attila Mix Nat. Mos. Cube	29,75x29,75 cm	pz	36	32,33	0,898	10	401	10,52
Attila Rodapié	7,3x49,75 cm	pz	24	12,19	0,508	14	537,6	22,40
Attila Rodapié	7,3x59,55 cm	pz	24	29,21	0,81	18	450	17,80
Attila Rodapié	7,3x99,55 cm	pz	16	17,44	1,09	15	411	24,23



Floor: Attila Ivory Natural 49,75x99,55 cm    Wall: Uptown Green\_Green Toki 7,4x29,75 cm



# ATTILA

Porcelain    Rectified    Slight Variation    Double Firing  
 Porcelánico    Rectificado    Ligera Variación    Bicocción



Attila Grey Natural  
 99,55x99,55 cm - 39,19"x39,19"

G-3268



Attila Grey Natural  
 49,75x99,55 cm - 19,59"x39,19"  
 Attila Grey Non-Slip  
 49,75x99,55 cm - 19,59"x39,19"

G-3162  
 G-3186



Attila Grey Nat.  
 Mosaico 5x5  
 29,75x29,75 cm  
 11,71"x11,71"

G-3558




Attila Anthracite Natural  
 99,55x99,55 cm - 39,19"x39,19"

G-3268



Attila Anthracite Natural  
 49,75x99,55 cm - 19,59"x39,19"  
 Attila Anthracite Non-Slip  
 49,75x99,55 cm - 19,59"x39,19"

G-3162  
 G-3186



Attila Anthracite Nat.  
 Mosaico 5x5  
 29,75x29,75 cm  
 11,71"x11,71"

G-3558



Attila Grey Natural  
 59,55x59,55 cm - 23,45"x23,45"

G-3146



Floor: Attila Grey Natural 99,55x99,55 cm-Luxor Ilusion White Pulido Mos 5x5  
 Wall: Victorian White\_ White Nova\_Gold Nova 44,63x119,3 cm



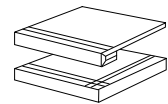
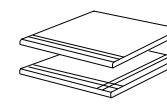
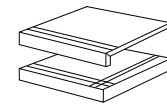
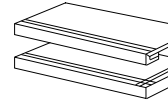
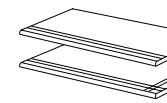
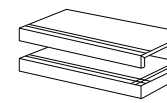
Attila Anthracite Natural  
 59,55x59,55 cm - 23,45"x23,45"

G-3146

## Skirtings | Rodapiés

- Attila Natural Rodapié 50 G-2071  
 7,3x49,75 cm - 2,87"x19,59"
- Attila Natural Rodapié 60 G-2071  
 7,3x59,55 cm - 2,87"x23,45"
- Attila Natural Rodapié 100 G-2115  
 7,3x99,55 cm - 2,87"x39,19"

## Steps | Peldaños

- |   |   |  |
|---|---|--|
|                |                |               |
| Attila Nat. Grad.<br>Attila Nat. Grad. Ang. G-2723 G-2779<br>99,55x99,55 cm - 39,19"x39,19"         | Attila Nat. Peld.<br>Attila Nat. Peld. Ang. G-2541 G-2623<br>99,55x99,55 cm - 39,19"x39,19"         | Attila Nat. Tipo L<br>Attila Nat. Tipo L Ang. G-2609 G-2815<br>94x99,55 cm - 37,01"x39,19"         |
| Attila Nat. Grad. 60<br>Attila Nat. Grad. Ang. 60 G-2559 G-2609<br>59,55x59,55 cm - 23,45"x23,45"   | Attila Nat. Peld. 60<br>Attila Nat. Peld. Ang. 60 G-2197 G-2281<br>59,55x59,55 cm - 23,45"x23,45"   | Attila Nat. Tipo L 60<br>Attila Nat. Tipo L Ang. 60 G-2375 G-2585<br>54x59,55 cm - 21,26"x23,45"   |
|                |                |               |
| Attila Nat. Grad. 100<br>Attila Nat. Grad. Ang. 100 G-2655 G-2723<br>49,75x99,55 cm - 19,59"x39,19" | Attila Nat. Peld. 100<br>Attila Nat. Peld. Ang. 100 G-2337 G-2375<br>49,75x99,55 cm - 19,59"x39,19" | Attila Nat. Tipo L 100<br>Attila Nat. Tipo L Ang. 100 G-2503 G-2585<br>44x99,55 cm - 17,32"x39,19" |

UNE-ENV 12633

CLASE 1 - Natural Finish  
 CLASE 3 - Non-Slip Finish

DIN 51130

R10 - Natural Finish  
 R11 - Non-Slip Finish

ANSI A 137.1-2012

DCOF>0.42 - Natural &  
 Non-Slip Finish

BS 7976

PTV > 24 - Natural Finish  
 PTV > 36 - Non-Slip Finish

CONTENT OF RECYCLED MATERIAL  
 CONTENIDO DE MATERIAL RECICLADO

43%



# ATTILA 2CM

Porcelain    Rectified    Slight Variation    Thickness 2CM  
 Porcelánico    Rectificado    Ligera Variación    Espesor 2CM



Attila Ivory Outdoor 2 CM  
 49,75x99,55 cm - 19,59"x39,19"

G-3234




Attila Grey Outdoor 2 CM  
 49,75x99,55 cm - 19,59"x39,19"

G-3234



Attila Anthracite Outdoor 2 CM  
 49,75x99,55 cm - 19,59"x39,19"

G-3234



Backsplash: Attila Grey 29,75x99,55 cm

Counter: Attila Mix Mos. Cube

Floor: Attila Grey Natural\_Grey Outdoor 2CM 49,75x99,55 cm

UNE-ENV 12633

CLASE 3

DIN 51130

R11 A+B+C

ANSI A 137.1-2012

DCOF>0.42

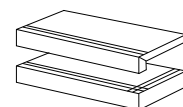
BS 7976

PTV > 36

CONTENT OF RECYCLED MATERIAL  
 CONTENIDO DE MATERIAL RECICLADO

49%

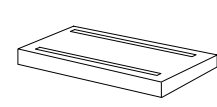
## Steps | Peldaños



Attila Out. 2 CM Tipo L 100  
 Attila Out. 2 CM Tipo L Ang.  
 49,75x99,55 cm - 19,59"x39,19"

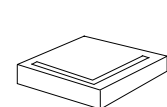
G-2609  
 G-2815

## Grid | Rejilla



Attila Outdoor 2 CM Grid  
 24,75x99,55 cm - 9,74"x39,19"

G-2375



Attila Outdoor 2 CM Grid  
 24,75x24,75cm - 9,74"x9,74"

G-2171

Series	Format&ThicknessUnit	Boxes/Pallet	m <sup>2</sup> /Pallet	m <sup>2</sup> /Box	Pieces/Box	Kg/Pallet	Kg/Box
Attila 2 CM	49,75x99,55x2 cm m <sup>2</sup>	36	17,82	0,495	1	883	23,59



# AURA

Porcelain    Rectified    Slight Variation    Double Firing  
 Porcelánico    Rectificado    Ligera Variación    Bicocción



**Aura Ambar Pulido**  
 59,55x119,3 cm - 23,45"x46,97"

G-3506



**Aura Grey Pulido**  
 59,55x119,3 cm - 23,45"x46,97"

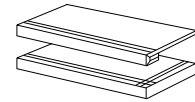
G-3506

## Skirtings | Rodapiés



**Aura Rodapié**    G- 2117  
 7,3x59,55 cm - 2,87"x23,45"


## Steps | Peldaños



**Aura Gradone**    G- 2795  
 29,67x119,3 cm - 11,68"x46,97"

**Aura Gradone Ángulo**    G- 2815  
 29,67x119,3 cm - 11,68"x46,97"

Available in all colours of collection /  
 Disponibles en todos los colores de la colección



Recommended for residential use /  
 Recomendado para uso residencial

CONTENT OF RECYCLED MATERIAL  
 CONTENIDO DE MATERIAL RECICLADO

38%

Series	Format&Thickness	Unit	Boxes/Pallet	m <sup>2</sup> /Pallet	m <sup>2</sup> /Box	Pieces/Box	Kg/Pallet	Kg/Box
Aura Pulido	59,55x119,3x1,18	m2	50	35,500	0,710	1	1080	21,14
Aura Pulido Rodapié	7,3x59,55	pz	24	18,86	0,786	16	394,376	15,849



# ABSOLUT GRES

Gres Slight Variation Digital  
Gres Ligera Variación Digital

MATCHING WALL TILES IN WALL TILE CATALOGUE  
REVESTIMIENTO COORDINADO EN EL CATÁLOGO WALL TILES



Absolut Ivory Gres PEI-IV  
49,1x49,1 cm - 19,3"x19,3" G-900



Absolut Gold Gres PEI-III  
49,1x49,1 cm - 19,3"x19,3" G-910



Absolut Gres Greca PEI-IV  
49,1x49,1 cm - 19,3"x19,3" G-780



Absolut Gres Cenefa PEI-IV  
24,5x49,1 cm - 9,48"x19,3" G-780



Absolut Gres Taco PEI-IV  
24,5x24,5 cm - 9,48"x19,3" G-780



Absolut Gres Rossone PEI-IV  
49,1x49,1 cm - 19,3"x19,3" G-780

## Skirtings | Rodapiés

Absolut Rodapié G-690  
8x49,1 cm - 3,15"x19,3"



Floor: Absolut Ivory Gres\_Gres Greca\_Gres Rossone 49,1x49,1 cm  
Wall: Absolut Ivory\_Gold\_Gold Decor\_Gold Ornato 31,6x75,6 cm  
Incanto Oro Cenefa 10x31,6 cm\_Incanto Oro Zócalo 18x31,6 cm

Series	Format&Thickness	Unit	Boxes/Pallet	m <sup>2</sup> /Pallet	m <sup>2</sup> /Box	Pieces/Box	Kg/Pallet	Kg/Box
Absolut Gres	49,1x49,1x0,95	m2	24	34,56	1,44	6	720,99	29,46
Absolut Gres Greca/Rossone	49,1x49,1x0,95	pz	24	34,56	1,44	6	721	29,45
Absolut Gres Cenefa	24,5x24,5	pz	24	34,56	1,44	12	721	29,43
Absolut Gres Rodapié	8x49,1	pz	40	32	0,80	20	661	16,18


# AZUR

Porcelain Straight Edge Moderate Variation  
Porcelánico Ángulo Recto Moderada Variación


MATCHING WALL TILES IN WALL TILE CATALOGUE  
REVESTIMIENTO COORDINADO EN EL CATÁLOGO WALL TILES




Azur Ivory Natural  
59,2x59,2 cm - 23,30"x23,30" G-3132



Azur Ivory Stamp Natural\*  
59,2x59,2 cm - 23,30"x23,30" G-3158




Azur Grey Natural  
59,2x59,2 cm - 23,30"x23,30" G-3132




Azur Grey Stamp Natural\*  
59,2x59,2 cm - 23,30"x23,30" G-3158



Azur Antracita Natural  
59,2x59,2 cm - 23,30"x23,30" G-3132



Azur Antracita Stamp Natural\*  
59,2x59,2 cm - 23,30"x23,30" G-3158



\*Azur Stamp consists of 22 different aleatory patterns  
\*Azur Stamp consiste en 22 decoraciones diferentes aleatorias

## Skirtings | Rodapiés

Azur Nat. Rodapié G-2071  
8x59,2 cm - 3,15"x23,30"

## Steps | Peldaños

Azur Nat. Peldaño G-2197  
Azur Nat. Peldaño Ángulo G-2281  
59,2x59,2 cm - 23,30"x23,30"

Azur Nat. Gradone G-2559  
Azur Nat. Gradone Ángulo G-2609  
59,2x59,2 cm - 23,30"x23,30"

Available in all colours of collection / Disponibles en todos los colores de la colección

Series	Format&Thickness	Unit	Boxes/Pallet	m <sup>2</sup> /Pallet	m <sup>2</sup> /Box	Pieces/Box	Kg/Pallet	Kg/Box
Azur	59,2x59,2x1,00	m2	24	33,648	1,402	4	777	31,54
Azur Stamp	59,2x59,2x1,00	m2	24	33,648	1,402	4	777	31,54
Azur Rodapié	8x59,2	pz	24	15,912	0,663	14	347,4	13,89

UNE-EN 12633  
CLASE 1  
DIN 51130  
R9  
ANSI A 137.1-2012  
DCOF>0.42  
BS 7976  
PTV > 24 Natural Finish  
CONTENT OF RECYCLED MATERIAL  
CONTENIDO DE MATERIAL RECICLADO  
48%



# BAFFIN





# BAFFIN

Porcelain	Rectified	Slight Variation	Double Firing	Thickness 0,74 cm
Porcelánico	Rectificado	Ligera Variación	Bicocción	Espesor 0,74 cm

MATCHING WALL TILES IN WALL TILE CATALOGUE  
REVESTIMIENTO COORDINADO EN EL CATÁLOGO WALL TILES



Baffin Ivory Natural  
59,55x119,3 cm - 23,45"x46,97"

G-3372

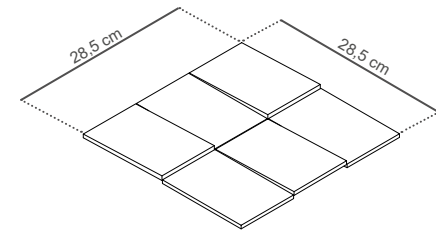


Baffin Ivory Natural  
59,55x59,55 cm - 23,45"x23,45"

G-3220

Baffin Ivory Non-Slip  
59,55x59,55 cm - 23,45"x23,45"

G-3240




0,4 cm ..... 1,14 cm




Baffin Ivory Natural  
Mosaico 5x5  
29,75x29,75 cm -  
11,71"x11,71"

G-3638



Baffin Ivory Natural  
Mosaico 3D  
28,5x28,5 cm -  
11,22"x11,22"

G-2187



Baffin Ivory Natural List-60  
7,3x59,55 cm - 2,87"x23,45"

G-2087



Baffin Beige Natural  
59,55x119,3 cm - 23,45"x46,97"

G-3372



Baffin Beige Natural  
59,55x59,55 cm - 23,45"x23,45"

G-3220


Baffin Beige Non-Slip  
59,55x59,55 cm - 23,45"x23,45"

G-3240




Baffin Beige Natural  
Mosaico 5x5  
29,75x29,75 cm -  
11,71"x11,71"

G-3638



Baffin Beige Nat.  
Mosaico 3D  
28,5x28,5 cm -  
11,22"x11,22"


G-2187



Baffin Beige Natural List-60  
7,3x59,55 cm - 2,87"x23,45"

G-2087

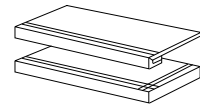
## Skirtings | Rodapiés



Baffin Natural Ro-60  
7,3x59,55 cm - 2,87"x23,45"

G-2093

## Steps | Peldaños



Baffin Nat. Grad. - 120  
59,55x119,3 cm - 23,45"x46,97"

G-2795

Baffin Nat. Grad. Ang.  
59,55x119,3 cm - 23,45"x46,97"

G-2815

Baffin Nat. Grad.  
59,55x119,3 cm - 23,45"x46,97"

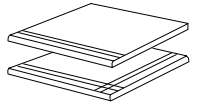
G-2559

Baffin Non-Slip Grad.  
59,55x119,3 cm - 23,45"x46,97"

G-2609

Baffin Non-Slip Grad. Ang.  
59,55x119,3 cm - 23,45"x46,97"

G-2609



Baffin Nat. Peld. - 120  
59,55x119,3 cm - 23,45"x46,97"

G-2519

Baffin Nat. Peld. Ang.  
59,55x119,3 cm - 23,45"x46,97"

G-2281

Baffin Nat. Peld.  
59,55x119,3 cm - 23,45"x46,97"

G-2299

Baffin Non-Slip Peld.  
59,55x119,3 cm - 23,45"x46,97"

G-2281

Baffin Non-Slip Peld. Ang.  
59,55x119,3 cm - 23,45"x46,97"

G-2299



Baffin Mix Nat. Mos. Cube  
26,5x50 cm - 10,43"x19,69"

G-2243

Available in all colours of collection / Disponibles en todos los colores de la colección.

Recommended for residential use /  
Recomendado para uso residencial

UNE-ENV 12633

CLASE 1 - Natural Finish  
CLASE 3 - Non-Slip Finish

DIN 51130

R9 - Natural Finish  
R11 - Non-Slip Finish

ANSI A 137.1-2012

DCOF>0.42 - Natural &  
Non-Slip Finish

BS 7976

PTV > 36

CONTENT OF RECYCLED MATERIAL  
CONTENIDO DE MATERIAL RECICLADO

48%

Series	Format&Thickness	Unit	Boxes/Pallet	m <sup>2</sup> /Pallet	m <sup>2</sup> /Box	Pieces/Box	Kg/Pallet	Kg/Box
Baffin Nat. 60x120	59,55X119,3x0,74	m <sup>2</sup>	30	42,63	1,421	2	780	25,23
Baffin Nat. 60x60 Nat. & Non-slip	59,55X59,55x0,74	m <sup>2</sup>	30	53,19	1,773	5	950	30,90
Baffin Nat. Mos. 5x5	29,75x29,75	m <sup>2</sup>	36	31,86	0,885	10	686	18,42
Baffin Mix Nat. Mos. Cube	26,5x50	pz	32	33,92	1,060	8	568	17,02
Baffin Nat. List-60	7,3x59,55	pz	24	19,44	0,810	18	450	17,81
Baffin Nat. Ro-60	7,3x59,55	pz	24	19,44	0,810	18	450	17,81
Baffin Mos. 3D	28,5x28,5	pz	36	17,53	0,487	6	331	8,57



Baffin Grey Natural  
59,55x119,3 cm - 23,45"x46,97"

G-3372




Baffin Grey Natural  
59,55x59,55 cm - 23,45"x23,45"

G-3220

Baffin Grey Non-Slip  
59,55x59,55 cm - 23,45"x23,45"

G-3240



Baffin Grey Natural  
Mosaico 5x5  
29,75x29,75 cm -  
11,71"x11,71"

G-3638



Baffin Grey Natural  
Mosaico 3D  
28,5x28,5 cm -  
11,22"x11,22"

G-2187



Baffin Grey Natural List-60  
7,3x59,55 cm - 2,87"x23,45"

G-2087


# BELLA BIANCO

Porcelain Straight Edge Slight Variation  
 Porcelánico Ángulo Recto Ligera Variación




**Bella Bianco Natural**  
 100x100 cm - 39,37"x39,37"  
**Bella Bianco Brillo**  
 100x100 cm - 39,37"x39,37"

G-3234  
 G-3234



**Bella Bianco Natural**  
 50x100 cm - 19,69"x39,37"  
**Bella Bianco Brillo**  
 50x100 cm - 19,69"x39,37"

G-3154  
 G-3154



**Bella Bianco Natural**  
 Mos. 5x5  
 29,75x29,75 cm - 11,71"x11,71"

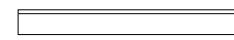
G-3558  
 G-3558



**Bella Bianco Centro Natural**  
 100x100 cm - 39,37"x39,37"  
**Bella Bianco Centro Brillo**  
 100x100 cm - 39,37"x39,37"


G-2431  
 G-2431

## Skirtings | Rodapiés



**Bella Bianco Rodapié**  
 8x100 cm - 3,15"x39,37"

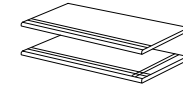
G-2115



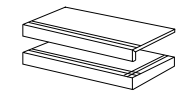
**Bella Bianco Rodapié**  
 8x50 cm - 3,15"x19,69"

G-2071

## Steps | Peldaños



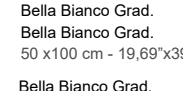
**Bella Bianco Peld.** G- 2337  
**Bella Bianco Peld. Ang.** G- 2375  
 50x100 cm - 19,69"x39,37"  
**Bella Bianco Peld.** G- 2541  
**Bella Bianco Peld. Ang.** G- 2623  
 100x100 cm - 39,37"x39,37"




**Bella Bianco L-100** G- 2503  
**Bella Bianco L Ang.** G- 2585  
 44x100 cm - 17,32"x39,37"



**Bella Bianco L-100** G- 2609  
**Bella Bianco L Ang.** G- 2815  
 94x100 cm - 37,01"x39,37"



**Bella Bianco Grad.** G- 2655  
**Bella Bianco Grad.** G- 2723  
 50 x100 cm - 19,69"x39,37"  
**Bella Bianco Grad.** G- 2723  
**Bella Bianco Grad. Ang.** G- 2779  
 100 x100 cm - 39,37"x39,37"



Floor: Bella Bianco Natural 100x100 cm

UNE-ENV 12633

CLASE 1

DIN 51130

R9

CONTENT OF RECYCLED MATERIAL  
 CONTENIDO DE MATERIAL RECICLADO

40%

Series	Format&Thickness	Unit	Boxes/Pallet	m <sup>2</sup> /Pallet	m <sup>2</sup> /Box	Pieces/Box	Kg/Pallet	Kg/Box
Bella Bianco	100x100x1,00	m <sup>2</sup>	40	40	1	1	1000	24,1
Bella Bianco	50x100x1,00	m <sup>2</sup>	27	40,5	1,5	3	950	34,444
Bella Bianco Centro	100x100x1,00	pz	40	40	1	1	1000	24,1
Bella Bianco Ro-100	8x100	pz	16	19,2	1,2	15	415,920	25,12
Bella Bianco Ro-50	8x50	pz	24	13,44	0,56	14	301,976	11,999
Bella Bianco Mos. 5x5	29,75x29,75	m <sup>2</sup>	36	22,28	0,619	7	489	12,93



# BEYOND





# BEYOND

Porcelain    Rectified    High Variation    Double Firing  
 Porcelánico    Rectificado    Contraste de Tonalidad    Bicocción

MATCHING WALL TILES IN WALL TILE CATALOGUE  
 REVESTIMIENTO COORDINADO EN EL CATÁLOGO WALL TILES



Beyond Ivory Pulido A  
 59,55x119,3 cm - 23,45"x46,97"    G-3506



Beyond Ivory Pulido B  
 59,55x119,3 cm - 23,45"x46,97"    G-3506



Beyond Ivory Pulido  
 44,63x44,63 cm - 17,57"x17,57"    G-3330



Beyond Beige Pulido A  
 59,55x119,3 cm - 23,45"x46,97"    G-3506



Beyond Beige Pulido B  
 59,55x119,3 cm - 23,45"x46,97"    G-3506



Beyond Beige Pulido  
 44,63x44,63 cm - 17,57"x17,57"    G-3330



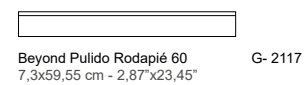
Beyond Centro Pulido  
 59,55x119,3 cm - 23,45"x46,97"    G-2585

Recommended for residential use /  
 Recomendado para uso residencial

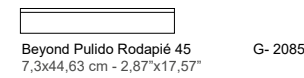
CONTENT OF RECYCLED MATERIAL  
 CONTENIDO DE MATERIAL RECICLADO

47%

## Skirtings | Rodapiés

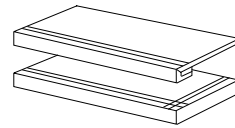


Beyond Pulido Rodapié 60    G- 2117  
 7,3x59,55 cm - 2,87"x23,45"

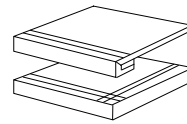


Beyond Pulido Rodapié 45    G- 2085  
 7,3x44,63 cm - 2,87"x17,57"

## Steps | Peldaños



Beyond Gradone    G- 2795  
 Beyond Gradone Ángulo    G- 2815  
 29,67x119,3 cm - 11,68"x46,97"



Beyond Gradone    G- 2559  
 Beyond Gradone Ángulo    G- 2609  
 44,63x44,63 cm - 17,57"x17,57"

Available in all colours of collection  
 Disponible en todos los colores de la colección

Series	Format&Thickness	Unit	Boxes/Pallet	m <sup>2</sup> /Pallet	m <sup>2</sup> /Box	Pieces/Box	Kg/Pallet	Kg/Box
Beyond Pulido A -B	59,55x119,3x1,18	m2	50	35,500	0,710	1	1,053	20,60
Beyond Centro Pulido	59,55x119,3x1,18	pz	50	35,500	0,710	1	1,053	20,60
Beyond Pulido	44,63x44,63x1,01	m2	68	67,728	0,996	5	1650	23,92
Beyond Centro Pulido-4	44,63x44,63x1,01	pz	34	27,098	0,797	4	642	18,19
Beyond Rossone	44,63x44,63x1,01	pz	34	13,549	0,3985	2	333	9,05
Beyond Pul. Ro-60	7,3x59,55	pz	24	16,700	0,696	16	394	16,42
Beyond Pul. Ro-45	7,3x44,63	pz	48	22,656	0,472	14	506	10,26



Beyond Beige Centro Pulido - 4\*    G-2155  
 44,63x44,63 cm - 17,57"x17,57"  
 \*price per piece / precio por pieza



4 PIECES COMPOSITION / COMPOSICIÓN 4 PIEZAS



Beyond Beige Pulido Rossone    G-2623  
 44,63x44,63 cm - 17,57"x17,57"



4 PIECES COMPOSITION / COMPOSICIÓN 4 PIEZAS



# BEYOND

Porcelain    Rectified    High Variation    Double Firing  
 Porcelánico    Rectificado    Contraste de Tonalidad    Bicocción



Beyond Turquesa Pulido A  
 59,55x119,3 cm - 23,45"x46,97"

G-3506




Beyond Turquesa Pulido B  
 59,55x119,3 cm - 23,45"x46,97"

G-3506



Beyond Turquesa Pulido  
 44,63x44,63 cm - 17,57"x17,57"


G-3330



Beyond Turquesa Centro Pulido - 4\*  
 44,63x44,63 cm - 17,57"x17,57"

G-2155

\*price per piece / precio por pieza



4 PIECES COMPOSITION / COMPOSICIÓN 4 PIEZAS



Beyond Turquesa Pulido Rossone  
 44,63x44,63 cm - 17,57"x17,57"

G-2623

Recommended for residential use /  
 Recomendado para uso residencial  
 CONTENT OF RECYCLED MATERIAL  
 CONTENIDO DE MATERIAL RECICLADO

47%



4 PIECES COMPOSITION / COMPOSICIÓN 4 PIEZAS



Floor: Beyond Turquesa Pulido A\_B 59,55x119,3 cm



# BOHEMIAN





# BOHEMIAN

Porcelain    Rectified    Moderate Variation    Double Firing  
 Porcelánico    Rectificado    Moderada Variación    Bicocción



Bohemian Sand Natural  
 99,55x99,55 cm - 39,19"x39,19"

G-3268



Bohemian Sand Natural  
 49,75x99,55 cm - 19,59"x39,19"

G-3170



Bohemian Sand Nat.  
 Mosaico Hexagonal G-2143  
 28x30 cm  
 11,02"x11,81"



Bohemian Sand Nat.  
 Mosaico 5x5 G-3558  
 29,75x29,75 cm  
 11,71"x11,71"



Bohemian Sand Natural  
 59,55x59,55 cm - 23,45"x23,45"

G-3170

## Matching floor tiles / Pavimento coordinado



Ronda Natural  
 99,55x99,55 cm - 39,19"x39,19"  
 49,75x99,55 cm - 19,59"x39,19"  
 59,55x59,55 cm - 23,45"x23,45"

G-3268  
 G-3162  
 G-3146

Bohemian 100x100 consists of 16 different aleatory patterns |  
 Bohemian 100x100 se compone de 16 decoraciones diferentes aleatorias  
 Bohemian 50x100 consists of 26 different aleatory patterns |  
 Bohemian 50x100 se compone de 26 decoraciones diferentes aleatorias  
 Bohemian 60x60 consists of 32 different aleatory patterns |  
 Bohemian 60x60 se compone de 32 decoraciones diferentes aleatorias

UNE-ENV 12633

CLASE 2

DIN 51130

R10

ANSI A 137.1-2012

DCOF>0.42

BS 7976

PTV > 36

CONTENT OF RECYCLED MATERIAL  
 CONTENIDO DE MATERIAL RECICLADO

49%

Series	Format&Thickness	Unit	Boxes/Pallet	m <sup>2</sup> /Pallet	m <sup>2</sup> /Box	Pieces/Box	Kg/Pallet	Kg/Box
Bohemian 50X100	49,75x99,55x1 cm	m <sup>2</sup>	27	40,12	1,486	3	944	34,10
Bohemian 100X100	99,55x99,55x1 cm	m <sup>2</sup>	40	39,64	0,991	1	991	23,88
Bohemian 60X60	59,55x59,55x1 cm	m <sup>2</sup>	36	51,08	1,419	4	1166	31,75
Bohemian Nat. Mosaico 5X5	29,75x29,75 cm	m <sup>2</sup>	36	22,28	0,619	7	489	12,97
Bohemian Nat. Mosaico Hex	28x30 cm	pz	36	16,63	0,462	7	400	10,70
Bohemian Rodapié	7,3x49,75 cm	pz	24	12,19	0,508	14	296	11,37
Bohemian Rodapié	7,3x59,55 cm	pz	24	29,21	0,81	18	450	17,80
Bohemian Rodapié	7,3x99,55 cm	pz	16	17,44	1,09	15	411	24,23



Ceiling: Victorian Cherry Nova 44,63x119,3 cm

Wall & Floor: Bohemian Sand Natural 49,75x99,55 cm



# BOHEMIAN

Porcelain Porcelánico Rectified Rectificado Moderate Variation Moderada Variación Double Firing Bicocción



Bohemian Blue Natural  
99,55x99,55 cm - 39,19"x39,19"

G-3268



Bohemian Blue Natural  
49,75x99,55 cm - 19,59"x39,19"

G-3170



Bohemian Blue Nat.  
Mosaico Hexagonal G-2143  
28x30 cm  
11,02"x11,81"




Bohemian Blue Nat.  
Mosaico 5x5 G-3558  
29,75x29,75 cm  
11,71"x11,71"



Bohemian Blue Natural  
59,55x59,55 cm - 23,45"x23,45"

G-3170

## Matching floor tiles / Pavimento coordinado



Ronda Natural  
99,55x99,55 cm - 39,19"x39,19"  
49,75x99,55 cm - 19,59"x39,19"  
59,55x59,55 cm - 23,45"x23,45"

G-3268

G-3162

G-3146

Bohemian 100x100 consists of 16 different aleatory patterns |  
Bohemian 100x100 se compone de 16 decoraciones diferentes aleatorias  
Bohemian 50x100 consists of 26 different aleatory patterns |  
Bohemian 50x100 se compone de 26 decoraciones diferentes aleatorias  
Bohemian 60x60 consists of 32 different aleatory patterns |  
Bohemian 60x60 se compone de 32 decoraciones diferentes aleatorias

UNE-ENV 12633

CLASE 2

DIN 51130

R10

ANSI A 137.1-2012

DCOF>0.42

BS 7976

PTV > 36

CONTENT OF RECYCLED MATERIAL  
CONTENIDO DE MATERIAL RECICLADO

49%



Bohemian Blend Natural  
99,55x99,55 cm - 39,19"x39,19"

G-3268



Bohemian Blend Natural  
49,75x99,55 cm - 19,59"x39,19"

G-3170



Bohemian Blend Nat.  
Mosaico Hexagonal G-2143  
28x30 cm  
11,02"x11,81"



Bohemian Blend Nat.  
Mosaico 5x5 G-3558  
29,75x29,75 cm  
11,71"x11,71"



Bohemian Blend Natural  
59,55x59,55 cm - 23,45"x23,45"

G-3170

## Matching floor tiles / Pavimento coordinado



Ronda Natural  
99,55x99,55 cm - 39,19"x39,19"  
49,75x99,55 cm - 19,59"x39,19"  
59,55x59,55 cm - 23,45"x23,45"

G-3268

G-3162

G-3146


## Skirtings | Rodapiés



Bohemian Natural Rodapié 50 G-2071  
7,3x49,75 cm - 2,87"x19,59"

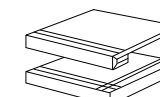


Bohemian Natural Rodapié 60 G-2071  
7,3x59,55 cm - 2,87"x23,45"

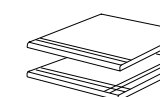


Bohemian Natural Rodapié 100 G-2115  
7,3x99,55 cm - 2,87"x39,19"

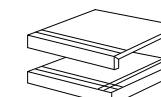
## Steps | Peldaños



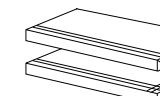
Bohemian Nat. Grad. G-2723  
Bohemian Nat. Peld. Ang. G-2779  
99,55x99,55 cm - 39,19"x39,19"



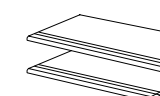
Bohemian Nat. Peld. G-2541  
Bohemian Nat. Peld. Ang. G-2623  
99,55x99,55 cm - 39,19"x39,19"



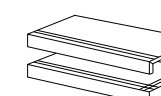
Bohemian Nat. Tipo L G-2609  
Bohemian Nat. Tipo L Ang. G-2815  
94x99,55 cm - 37,01"x39,19"



Bohemian Nat. Grad. 60 G-2559  
Bohemian Nat. Grad. Ang. 60 G-2609  
59,55x59,55 cm - 23,45"x23,45"



Bohemian Nat. Peld. 60 G-2197  
Bohemian Nat. Peld. Ang. 60 G-2287  
59,55x59,55 cm - 23,45"x23,45"



Bohemian Nat. Tipo L 60 G-2375  
Bohemian Nat. Tipo L Ang. 60 G-2585  
54x99,55 cm - 21,26"x23,45"



# BOHEMIAN 2CM

Porcelain Rectified Moderate Variation Thickness 2CM  
 Porcelánico Rectificado Moderada Variación Espesor 2CM



Bohemian Sand Outdoor 2CM  
49,75x99,55 cm - 19,59"x39,19"

G-3234



Bohemian Blue Outdoor 2CM  
49,75x99,55 cm - 19,59"x39,19"

G-3234



Bohemian Blend Outdoor 2CM  
49,75x99,55 cm - 19,59"x39,19"

G-3234

## Matching floor tiles / Pavimento coordinado



Ronda Outdoor 2CM  
49,75x99,55 cm - 19,59"x39,19"

G-3234

Bohemian 50x100 consists of 26 different aleatory patterns |  
 Bohemian 50x100 se compone de 26 decoraciones diferentes aleatorias



Floor: Bohemian Blend\_Ronda Ivory Natural 99,55x99,55 cm-Bohemian Blend Outdoor 2CM 49,75x99,55 cm Wall: Uptown Gold 7,4x29,75 cm

UNE-ENV 12633

CLASE 3

DIN 51130

R11 A+B+C

ANSI A 137.1-2012

DCOF>0.42

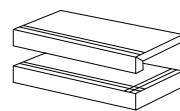
BS 7976

PTV > 36

CONTENT OF RECYCLED MATERIAL  
 CONTENIDO DE MATERIAL RECICLADO

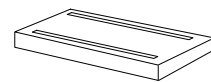
49%

## Steps | Peldaños

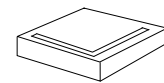


Bohemian Out. 2 CM Tipo L 100 G-2609  
 Bohemian Out. 2 CM Tipo L Ang. G-2815  
 49,75x99,55 cm - 19,59"x39,19"

## Grid | Rejilla



Bohemian Outdoor 2 CM Grid G-2375  
 24,75x99,55 cm - 9,74"x39,19"



Bohemian Outdoor 2 CM Grid G-2171  
 24,75x24,75cm - 9,74"x9,74"

Series	Format&Thickness	Unit	Boxes/Pallet	m <sup>2</sup> /Pallet	m <sup>2</sup> /Box	Pieces/Box	Kg/Pallet	Kg/Box
Bohemian 2CM	49,75x99,55x2 cm	m <sup>2</sup>	36	17,82	0,495	1	883	23,59



# BONDI



Floor: Bondi Mirror Natural 59,2x59,2 cm Wall: Terre Sand 20x20 cm



Floor: Bondi Blocks Natural 59,2x59,2 cm Wall: Joliet White 7,4x29,75 cm



# BONDI

Porcelain Straight Edge Slight Variation Pre-scored  
 Porcelánico Ángulo Recto Ligera Variación Preincisión



Bondi Grey Natural  
59,2x59,2 cm - 23,3"x23,3"

G-3146




Bondi Dune Natural  
59,2x59,2 cm - 23,3"x23,3"

G-3146



Bondi Mirror Natural  
59,2x59,2 cm - 23,3"x23,3"

G-3146



Bondi Connect Natural  
59,2x59,2 cm - 23,3"x23,3"

G-3146



Bondi Blocks Natural  
59,2x59,2 cm - 23,3"x23,3"

G-3146



Bondi Puebla Natural  
59,2x59,2 cm - 23,3"x23,3"

G-3146



Floor: Bondi Connect Natural 59,2x59,2 cm



Floor: Bondi Puebla Natural 59,2x59,2 cm

Wall: Terre Ice Paint 20x20 cm

UNE-ENV 12633

CLASE 1 - Natural Finish

DIN 51130

R10 - Natural Finish

ANSI A 137.1-2012

DCOF>0.42

BS 7976

PTV > 24 Natural Finish

CONTENT OF RECYCLED MATERIAL  
CONTENIDO DE MATERIAL RECICLADO

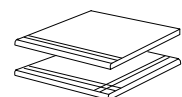
40%

Skirtings | Rodapiés

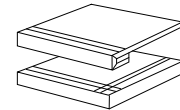
Steps | Peldaños



Bondi Grey Nat. Rodapié G-2071  
8x59,2 cm - 3,15"x23,30"



Bondi Nat. Peldaño G-2197  
Bondi Nat. Peldaño Ángulo G-2281  
59,2x59,2 cm - 23,30"x23,30"



Bondi Nat. Gradone G-2197  
Bondi Nat. Gradone Ángulo G-2281  
59,2x59,2 cm - 23,30"x23,30"

Series	Format&Thickness	Unit	Boxes/Pallet	m <sup>2</sup> /Pallet	m <sup>2</sup> /Box	Pieces/Box	Kg/Pallet	Kg/Box
Bondi	59,2x59,2x0,96 cm	m <sup>2</sup>	36	50,472	1,402	4	1153	31,39
Bondi Rodapie	8x59,2 cm	pz	24	15,912	0,663	14	356	13,89





# BRANCH



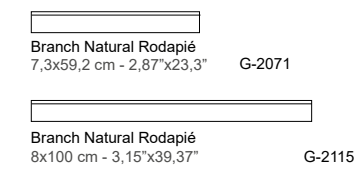


# BRANCH

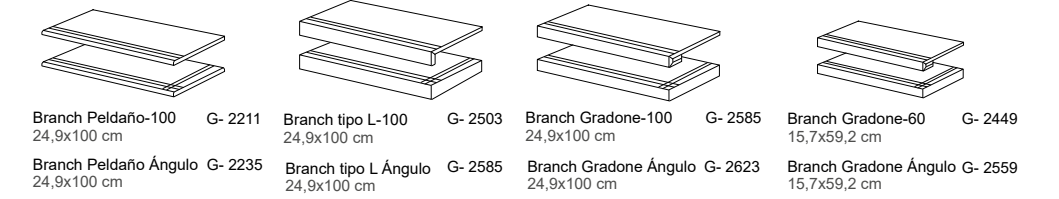
Porcelain Straight Edge Slight Variation  
 Porcelánico Ángulo Recto Ligera Variación



## Skirtings | Rodapiés



## Steps | Peldaños



Available in all colours of collection / Disponibles en todos los colores de la colección



Floor: Branch Maple Natural 15,7x59,2 cm

UNE-ENV 12633

CLASE 1 - Natural Finish  
 CLASE 3 - Non-slip Finish  
 Outdoor Finish

ANSI A 137.1-2012

DCOF>0.45 Branch-Oak

CONTENT OF RECYCLED MATERIAL  
 CONTENIDO DE MATERIAL RECICLADO

48%

Series	Format&Thickness	Unit	Boxes/Pallet	m <sup>2</sup> /Pallet	m <sup>2</sup> /Box	Pieces/Box	Kg/Pallet	Kg/Box
Branch 15x60	15,7x59,2x0,95	m2	36	36,792	1,022	11	765	20,873
Branch 25x100	24,9x100x1,00	m2	42	73,21	1,743	7	1,670	39,36
Branch Nat Mosai 5X5	29,75x29,75	m2	36	22,284	0,619	7	480	12,93
Branch Nat Ro-100	8x100	pz	16	19,200	1,200	15	416	25,12
Branch Nat Ro	7,3x59,2	pz	24	18,720	0,780	18	441	17,809



# BRAVE






# BRAVE

Porcelain    Rectified    Slight Variation  
 Porcelánico    Rectificado    Ligera Variación

MATCHING WALL TILES IN WALL TILE CATALOGUE  
 REVESTIMIENTO COORDINADO EN EL CATÁLOGO WALL TILES




Brave Ivory Natural  
 99,55x99,55 cm - 39,19"x39,19"

G-3268



Brave Ivory Natural  
 49,75x99,55 cm - 19,59"x39,19"

G-3162



Brave Ivory Nat.  
 Mosaico 5x5  
 29,75x29,75 cm  
 11,71"x11,71"

G-3558



Brave Grey Natural  
 99,55x99,55 cm - 39,19"x39,19"

G-3268



Brave Grey Natural  
 49,75x99,55 cm - 19,59"x39,19"

G-3162



Brave Grey Nat.  
 Mosaico 5x5  
 29,75x29,75 cm  
 11,71"x11,71"

G-3558




Brave Ivory Natural  
 59,55x59,55 cm - 23,45"x23,45"

G-3146



Brave Stamp Natural  
 49,75x99,55 cm - 19,59"x39,19"

G-3180



Brave Nat. Mosaico  
 Mix 5x5  
 29,75x29,75 cm  
 11,71"x11,71"

G-3558

Brave Stamp Natural consists of 10 different aleatory patterns  
 Brave Stamp Natural se compone de 10 decoraciones diferentes aleatorias



Brave Grey Natural  
 59,55x59,55 cm - 23,45"x23,45"

G-3146



Floor: Brave Grey Natural 99,55x99,55 cm

UNE-ENV 12633

CLASE 1 Natural Finish

DIN 51130

R10 Natural Finish

ANSI A 137.1-2012

DCOF>0.42

BS 7976

PTV > 24 Natural Finish

CONTENT OF RECYCLED MATERIAL  
 CONTENIDO DE MATERIAL RECICLADO

40%

Series	Format&Thickness	Unit	Boxes/Pallet	m <sup>2</sup> /Pallet	m <sup>2</sup> /Box	Pieces/Box	Kg/Pallet	Kg/Box
Brave 50X100	49,75x99,55x1 cm	m <sup>2</sup>	27	40,12	1,486	3	944,00	34,10
Brave 100X100	99,55x99,55x1 cm	m <sup>2</sup>	40	39,64	0,991	1	991,00	23,88
Brave 60X60	59,55x59,55x1 cm	m <sup>2</sup>	36	51,08	1,419	4	1166	31,75
Brave Nat. Mosaico 5X5	29,75x29,75 cm	m <sup>2</sup>	36	22,28	0,619	7	489	12,97



# BRAVE

Porcelain  
Porcelánico

Rectified  
Rectificado

Slight Variation  
Ligera Variación




Brave Vison Natural  
99,55x99,55 cm - 39,19"x39,19"

G-3268



Brave Vison Natural  
49,75x99,55 cm - 19,59"x39,19"

G-3162



Brave Vison Nat.  
Mosaico 5x5  
29,75x29,75 cm  
11,71"x11,71"


G-3558



Brave Vison Natural  
59,55x59,55 cm - 23,45"x23,45"


G-3146

## Skirtings | Rodapiés




Brave Natural Rodapié 50  
7,3x49,75 cm - 2,87"x19,59"

G-2071



Brave Natural Rodapié 60  
7,3x59,55 cm - 2,87"x23,45"

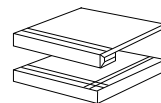
G-2071



Brave Natural Rodapié 100  
7,3x99,55 cm - 2,87"x39,19"

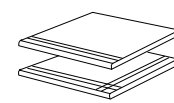
G-2115

## Steps | Peldaños



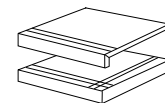
Brave Nat. Grad.  
Brave Nat. Grad. Ang.  
99,55x99,55 cm - 39,19"x39,19"

G-2723  
G-2779



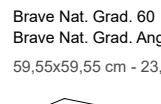
Brave Nat. Peld.  
Brave Nat. Peld. Ang.  
99,55x99,55 cm - 39,19"x39,19"

G-2541  
G-2623



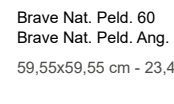
Brave Nat. Tipo L  
Brave Nat. Tipo L Ang.  
94x99,55 cm - 37,01"x39,19"

G-2609  
G-2815



Brave Nat. Grad. 60  
Brave Nat. Grad. Ang. 60  
59,55x59,55 cm - 23,45"x23,45"

G-2559  
G-2609



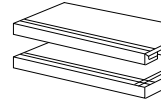
Brave Nat. Peld. 60  
Brave Nat. Peld. Ang. 60  
59,55x59,55 cm - 23,45"x23,45"

G-2197  
G-2281



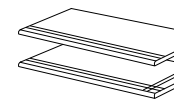
Brave Nat. Tipo L 60  
Brave Nat. Tipo L Ang. 60  
54x59,55 cm - 21,26"x23,45"

G-2375  
G-2585



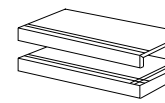
Brave Nat. Grad. 100  
Brave Nat. Grad. Ang. 100  
49,75x99,55 cm - 19,59"x39,19"

G-2655  
G-2723



Brave Nat. Peld. 100  
Brave Nat. Peld. Ang. 100  
49,75x99,55 cm - 19,59"x39,19"

G-2337  
G-2375



Brave Nat. Tipo L 100  
Brave Nat. Tipo L Ang. 100  
44x99,55 cm - 17,32"x39,19"

G-2503  
G-2585

# BRAVE 2CM

Porcelain  
Porcelánico

Rectified  
Rectificado

Slight Variation  
Ligera Variación

Thickness 2CM  
Espesor 2CM



Brave Ivory Outdoor 2CM  
49,75x99,55 cm - 19,59"x39,19"

G-3234



Brave Grey Outdoor 2CM  
49,75x99,55 cm - 19,59"x39,19"

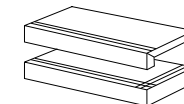
G-3234



Brave Vison Outdoor 2CM  
49,75x99,55 cm - 19,59"x39,19"

G-3234

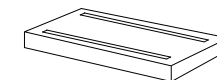
## Steps | Peldaños



Brave Out. 2CM Tipo L 100  
Brave Out. 2CM Tipo L Ang.  
49,75x99,55 cm - 19,59"x39,19"

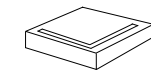
G-2609  
G-2815

## Grid | Rejilla



Brave Outdoor 2 CM Grid  
24,75x99,55 cm - 9,74"x39,19"

G-2375



Brave Outdoor 2 CM Grid  
24,75x24,75 cm - 9,74"x9,74"

G-2171

UNE-ENV 12633

CLASE 3 - Outdoor Finish

DIN 51130

R11 - A+B+C

ANSI A 137.1-2012

DCOF>0.42

CONTENT OF RECYCLED MATERIAL  
CONTENIDO DE MATERIAL RECICLADO

40%



Floor: Brave Ivory Outdoor 2CM 49,75x99,55 cm\_Brave Ivory Grid

Series	Format&Thickness	Unit	Boxes/Pallet	m <sup>2</sup> /Pallet	m <sup>2</sup> /Box	Pieces/Box	Kg/Pallet	Kg/Box
Brave 2CM	49,75x99,55x2 cm	m <sup>2</sup>	36	17,82	0,495	1	883	23,59

UNE-ENV 12633

CLASE 1 Natural Finish

DIN 51130

R10 Natural Finish

ANSI A 137.1-2012

DCOF>0.42

BS 7976

PTV > 24 Natural Finish

CONTENT OF RECYCLED MATERIAL  
CONTENIDO DE MATERIAL RECICLADO

40%



# BRICKWORK





# BRICKWORK

Porcelain Straight Edge High Variation  
 Porcelánico Ángulo Recto Contraste de tonalidad



**Brickwork Grey Natural** G-3154 24,9x100 cm - 9,80"x39,37"  
**Brickwork Mix Natural** G-3154 24,9x100 cm - 9,80"x39,37"  
**Brickwork Moka Natural** G-3154 24,9x100 cm - 9,80"x39,37"  
**Brickwork Moka Stamp Nat.\*** G-3178 24,9x100 cm - 9,80"x39,37"  
**Brickwork Titanium Nat.\*\*** G-3178 24,9x100 cm - 9,80"x39,37"



**Brickwork Grey Nat. Mos. 5x5** G-3666 29,75x29,75 cm 11,71"x11,71"  
**Brickwork Mix Nat. Mos. 5x5** G-3666 29,75x29,75 cm 11,71"x11,71"  
**Brickwork Moka Nat. Mos. 5x5** G-3666 29,75x29,75 cm 11,71"x11,71"  
**Brickwork Titanium Nat. Mos. 5x5\*\*** G-3666 29,75x29,75 cm 11,71"x11,71"

\*Brickwork Stamp consists of 21 different aleatory patterns  
 \*Brickwork Stamp consiste en 21 decoraciones diferentes aleatorias  
 \*\*Product to be cleaned with ph neutral.  
 \*\*Limpiar con productos ph neutro

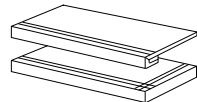
## Skirtings | Rodapiés



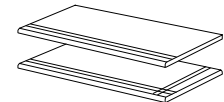
**Brickwork Nat. Ro-100** G-2115 8x100 cm - 3,15"x39,37"

Available in all colours of collection  
 Disponibles en todos los colores de la colección.

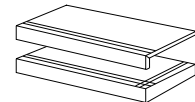
## Steps | Peldaños



**Brickwork Nat. Grad.** G-2585  
**Brickwork Nat. Grad. Ang.** G-2623 24,9x100 cm - 9,80"x39,37"



**Brickwork Nat. Peld.** G-2211  
**Brickwork Nat. Peld. Ang.** G-2235 24,9x100 cm - 9,80"x39,37"



**Brickwork Nat. tipo L** G-2503  
**Brickwork Nat. tipo L** G-2585 24,9x100 cm - 9,80"x39,37"

UNE-ENV 12633

CLASE 1 - Natural Finish (Titanium)  
 CLASE 2 - Natural Finish (Grey/Moka)

DIN 51130

R9 - Natural Finish (Titanium)  
 R10 - Natural Finish (Grey/Moka)

ANSI A 137.1-2012

DCOF>0.42 - Natural Finish

BS 7976

PTV > 24 - Natural Finish

CONTENT OF RECYCLED MATERIAL  
 CONTENIDO DE MATERIAL RECICLADO

48%

Series	Format&Thickness	Unit	Boxes/Pallet	m <sup>2</sup> /Pallet	m <sup>2</sup> /Box	Pieces/Box	Kg/Pallet	Kg/Box
Brickwork 25x100	24,9x100x1	m <sup>2</sup>	42	73,21	1,743	7	1676	39,36
Brickwork Nat Mos. 5X5	29,75x29,75	m <sup>2</sup>	36	22,28	0,619	7	489	12,93
Brickwork Nat. Ro-100	8x100	pz	16	19,20	1,200	15	425	25,12

MATCHING WALL TILES IN WALL TILE CATALOGUE  
 REVESTIMIENTO COORDINADO EN EL CATÁLOGO WALL TILES




Floor: Brickwork Grey Natural 24,9x100 cm Wall: Brickwork Triangle Ornato 20x59,2 cm



# BROOKLYN



Floor: Brooklyn Ivory Natural 44,63x89,46 cm Wall: Gatsby Copper Tin 20,1x20,1 cm




Floor: Brooklyn Vison Natural 89,46x89,46 cm Wall: Brooklyn Decor 44,63x119,3 cm



# BROOKLYN


Porcelain    Rectified    Moderate Variation    Double Firing    Thickness 0,74 cm  
 Porcelánico    Rectificado    Moderada Variación    Biccocción    Espesor 0,74 cm

MATCHING WALL TILES IN WALL TILE CATALOGUE  
 REVESTIMIENTO COORDINADO EN EL CATÁLOGO WALL TILES



Brooklyn Ivory Natural  
 89,46x89,46 cm - 35,22"x35,22"

G-3372




Brooklyn Ivory Natural  
 44,63x89,46 cm - 17,57"x35,22"  
 Brooklyn Ivory Non-Slip  
 44,63x89,46 cm - 17,57"x35,22"

G-3250  
 G-3274



Brooklyn Mix Nat.  
 Espiga Mosaico  
 22,5x32,5 cm  
 8,86"x12,79"

G-2187



Brooklyn Ivory Nat.  
 Mosaico 5x5  
 29,75x29,75 cm  
 11,71"x11,71"

G-3638



Brooklyn Ivory Natural  
 59,55x59,55 cm - 23,45"x23,45"

G-3250



Brooklyn Grey Natural  
 89,46x89,46 cm - 35,22"x35,22"

G-3372



Brooklyn Grey Natural  
 44,63x89,46 cm - 17,57"x35,22"  
 Brooklyn Grey Non-Slip  
 44,63x89,46 cm - 17,57"x35,22"

G-3250  
 G-3274



Brooklyn Grey Nat.  
 Mosaico 5x5  
 29,75x29,75 cm  
 11,71"x11,71"

G-3638



Brooklyn Grey Natural  
 59,55x59,55 cm - 23,45"x23,45"

G-3250



Floor: Brooklyn Grey Natural 89,46x89,46 cm

UNE-ENV 12633

CLASE 1 - Natural Finish  
 CLASE 3 - Non-Slip Finish

DIN 51130

R10 - Natural Finish &  
 Non-Slip Finish

ANSI A 137.1-2012

DCOF>0.42 - Natural &  
 Non-Slip Finish

BS 7976

PTV > 36 - Natural Finish &  
 Non-Slip Finish

CONTENT OF RECYCLED MATERIAL  
 CONTENIDO DE MATERIAL RECICLADO

43%

Series	Format&Thickness	Unit	Boxes/Pallet	m <sup>2</sup> /Pallet	m <sup>2</sup> /Box	Pieces/Box	Kg/Pallet	Kg/Box
Brooklyn Natural 90x90	89,46x89,46x0,74	m2	20	32,02	1,601	2	583	27,60
Brooklyn Natural 45x90	44,63x89,46x0,74	m2	27	53,89	1,996	5	980	35,44
Brooklyn Natural 60x60	59,55x59,55x0,74	m2	30	53,19	1,773	5	950	30,90
Brooklyn Nat. Mosaico 5X5	29,75x29,75	m2	36	31,86	0,885	10	686	18,42
Brooklyn Rodapie 90	7,3x89,46	pz	15	25,50	1,700	26	662	42,61
Brooklyn Rodapie 60	7,3x59,55	pz	24	29,21	1,217	28	686	27,61
Brooklyn Rodapie 45	7,3x44,63	pz	48	31,30	0,652	20	727	14,67



# BROOKLYN

Porcelain    Rectified    Moderate Variation    Double Firing    Thickness 0,74 cm  
 Porcelánico    Rectificado    Moderada Variación    Bicocción    Espesor 0,74 cm



Brooklyn Vison Natural  
89,46x89,46 cm - 35,22"x35,22"



Brooklyn Vison Natural  
44,63x89,46 cm - 17,57"x35,22"  
 Brooklyn Vison Non-Slip  
44,63x89,46 cm - 17,57"x35,22"



Brooklyn Vison Nat.  
Mosaico 5x5  
29,75x29,75 cm  
11,71"x11,71"




Brooklyn Vison Natural  
59,55x59,55 cm - 23,45"x23,45"



Brooklyn Stamp Natural\*  
59,55x59,55 cm - 23,45"x23,45"

\*Brooklyn Stamp Natural consists of 12 different aleatory patterns |  
 \*Brooklyn Stamp Natural se compone de 12 decoraciones diferentes aleatorias



UNE-ENV 12633  
 CLASE 1 - Natural Finish  
 CLASE 3 - Non-Slip Finish  
 DIN 51130  
 R10 - Natural Finish & Non-Slip Finish  
 ANSI A 137.1-2012  
 DCOF>0.42 - Natural & Non-Slip Finish  
 BS 7976  
 PTV > 36 - Natural Finish & Non-Slip Finish  
 CONTENT OF RECYCLED MATERIAL  
 CONTENIDO DE MATERIAL RECICLADO  
 43%

## Skirtings | Rodapiés

Brooklyn Nat. Rodapié 45 G-2085  
7,3x44,63 cm - 2,87"x17,57"

Brooklyn Nat. Rodapié 60 G-2093  
7,3x59,55 cm - 2,87"x23,45"

Brooklyn Nat. Rodapié 90 G-2125  
7,3x89,46 cm - 2,87"x35,22"

## Steps | Peldaños

Brooklyn Nat. Grad. 90 G-2779  
 Brooklyn Nat. Grad. Ang. 90 G-2829  
 89,46x89,46 cm - 35,22"x35,22"

Brooklyn Nat. Peld. 90 G-2585  
 Brooklyn Nat. Peld. Ang. 90 G-2609  
 89,46x89,46 cm - 35,22"x35,22"

Brooklyn Nat. Grad. 60 G-2559  
 Brooklyn Nat. Grad. Ang. 60 G-2609  
 59,55x59,55 cm - 23,45"x23,45"

Brooklyn Nat. Peld. 60 G-2281  
 Brooklyn Nat. Peld. Ang. 60 G-2299  
 59,55x59,55 cm - 23,45"x23,45"

Brooklyn Nat. Grad. 45 G-2603  
 Brooklyn Nat. Grad. Ang. 45 G-2623  
 44,63x89,46 cm - 17,57"x35,22"

Brooklyn Nat. Peld. 45 G-2303  
 Brooklyn Nat. Peld. Ang. 45 G-2315  
 44,63x89,46 cm - 17,57"x35,22"



# BUILD






# BUILD

Porcelain Porcelánico  
 Rectified Rectificado  
 High Variation Contraste de tonalidad  
 Double Firing Bicocción

MATCHING WALL TILES IN WALL TILE CATALOGUE  
 REVESTIMIENTO COORDINADO EN EL CATÁLOGO WALL TILES



Build Ivory Natural  
 89,46x89,46 cm - 35,22x35,22"

G-3372



Build Ivory Natural  
 44,63x89,46 cm - 17,57x35,22"

G-3194


Build Ivory Lappato  
 44,63x89,46 cm - 17,57x35,22"

G-3234



Build Ivory Natural  
 29,75x59,55 cm - 11,71x23,45"

G-3178



Build Ivory Natural  
 Mosaico 5x5  
 29,75x29,75 cm - 11,71x11,71"

G-3638



Build Vison Natural  
 89,46x89,46 cm - 35,22x35,22"

G-3372



Build Vison Natural  
 44,63x89,46 cm - 17,57x35,22"

G-3194

Build Vison Lappato  
 44,63x89,46 cm - 17,57x35,22"

G-3234




Build Vison Natural  
 29,75x59,55 cm - 11,71x23,45"

G-3178



Build Vison Natural  
 Mosaico 5x5  
 29,75x29,75 cm - 11,71x11,71"

G-3638



Build Grey Natural  
 89,46x89,46 cm - 35,22x35,22"

G-3372



Build Grey Natural  
 44,63x89,46 cm - 17,57x35,22"

G-3194

Build Grey Lappato  
 44,63x89,46 cm - 17,57x35,22"

G-3234



Build Grey Natural  
 29,75x59,55 cm - 11,71x23,45"


G-3178



Build Grey Natural  
 Mosaico 5x5  
 29,75x29,75 cm - 11,71x11,71"

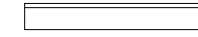
G-3638

## Skirtings | Rodapiés




Build Natural Rodapié  
 7,3x44,63 cm - 2,87"x17,57"

G-2085



Build Natural Rodapié  
 7,3x59,55cm - 2,87"x23,3"

G-2093

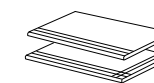


Build Natural Rodapié  
 7,3x89,46cm - 2,87"x35,22"

G-2125

Available in all colours of collection  
 Disponibles en todos los colores de la colección

## Steps | Peldaños



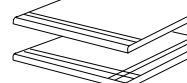
Build Lap Peldaño 60  
 Build Lap Peldaño Ang.

G-2171  
 G-2187



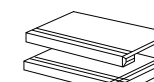
Build Nat/Lap Peldaño 90  
 Build Nat/Lap Peldaño Ang.

G-2303  
 G-2315



Build Nat Peldaño  
 Build Nat Peldaño Ángulo

G-2585  
 G-2609



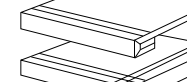
Build Nat Gradone-60  
 Build Nat Gradone Ángulo

G-2499  
 G-2559



Build Nat/Lap Gradone-90  
 Build Nat/Lap Gradone Ang.

G-2603  
 G-2623



Build Nat Gradone  
 Build Nat Gradone Ángulo

G-2779  
 G-2829



Floor: Build Vison Lappato 44,63x89,46 cm

UNE-ENV 12633

CLASE 1 - Natural Finish  
 CLASE 2 - Lappato Finish

DIN 51130

R10 - Natural Finish  
 R10 - Lappato Finish

ANSI A 137.1-2012

DCOF>0.42 - Natural Finish

BS 7976

PTV > 24 - Natural Finish  
 PTV > 36 - Lappato Finish

CONTENT OF RECYCLED MATERIAL  
 CONTENIDO DE MATERIAL RECICLADO

40%

Series	Format&Thickness	Unit	Boxes/Pallet	m <sup>2</sup> /Pallet	m <sup>2</sup> /Box	Pieces/Box	Kg/Pallet	Kg/Box
Build 45x90	44,63X89,46X1,11	m <sup>2</sup>	27	32,346	1,198	3	860	31,22
Build 90x90	89,46X89,46X1,19	m <sup>2</sup>	36	28,8	0,8	1	822	21,91
Build 30x60	29,75X59,55X1,03	m <sup>2</sup>	40	42,52	1,063	6	1000	24,427
Build Mosaico 5X5	29,75X29,75	m <sup>2</sup>	36	22,284	0,619	7	479,516	12,931
Build Rodapié-45	7,3X44,63	pz	48	20,88	0,435	13	471,680	9,535
Build Rodapié-60	7,3X59,55	pz	24	19,44	0,810	18	441,416	17,809
Build Rodapié-90	7,3X89,46	pz	15	15,675	1,045	16	409,190	26,346




# CABANA



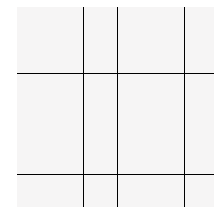


# CABANA

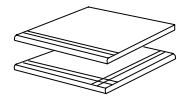
Porcelain Porcelánico Rectified Rectificado High Variation Contraste de Tonalidad Double Firing Bicocción




Cabana White Natural  
29,75x29,75 cm  
11,71"x11,71"



Cabana White Nat. Mosaico 5x5  
29,75x29,75 cm  
11,71"x11,71"




Cabana Nat. Peldaño  
29,75x29,75 cm -  
11,71"x11,71"



Cabana Topaz Nat. Mosaico 5x5  
29,75x29,75 cm  
11,71"x11,71"

Cabana Topaz Natural  
29,75x29,75 cm  
11,71"x11,71"

## Skirtings | Rodapiés




Cabana White Nat. Rodapié  
7,3x29,75 cm -  
2,87"x11,71"

## Steps | Peldaños




Cabana Sapphire Natural  
29,75x29,75 cm  
11,71"x11,71"



Cabana Sapphire Nat. Mosaico 5x5  
29,75x29,75 cm  
11,71"x11,71"



Cabana Emerald Natural  
29,75x29,75 cm  
11,71"x11,71"



Cabana Emerald Nat. Mosaico 5x5  
29,75x29,75 cm  
11,71"x11,71"

Cabana Collection includes a wide variety of aleatory patterns. Pieces cannot be individually selected.  
La Colección Cabana incluye una gran variedad de diseños aleatorios. No se puede seleccionar piezas individuales.



Floor: Cabana Topaz Natural 29,75x29,75 cm



Floor: Cabana Sapphire Natural 29,75x29,75 cm

UNE-ENV 12633

CLASE 2

DIN 51130

R10

ANSI A 137.1-2012

DCOF>0.42

CONTENT OF RECYCLED MATERIAL  
CONTENIDO DE MATERIAL RECICLADO

43%

Series	Format&Thickness	Unit	Boxes/Pallet	m <sup>2</sup> /Pallet	m <sup>2</sup> /Box	Pieces/Box	Kg/Pallet	Kg/Box
Cabana	29,75x29,75x0,99 cm	m <sup>2</sup>	40	46	1,150	13	1000	24,42
Cabana Nat. Mosaico 5X5	29,75x29,75 cm	m <sup>2</sup>	36	22,28	0,619	7	489	12,97



# CAMPER





# CAMPER

Porcelain  
Porcelánico

Rectified  
Rectificado

Slight Variation  
Ligera Variación




**Camper White Natural** G-3170  
24,75x99,55 cm  
9,74"x39,19"

**Camper Stamp Natural** G-3194  
24,75x99,55 cm  
9,74"x39,19"

**Camper Ash Natural** G-3170  
24,75x99,55 cm  
9,74"x39,19"

**Camper Savanna Natural** G-3170  
24,75x99,55 cm  
9,74"x39,19"




**Camper White Nat. Mosaico 5x5** G-3666  
29,75x29,75 cm  
11,71"x11,71"

Camper Stamp consists of 12 different aleatory patterns  
Camper Stamp se compone de 12 decoraciones diferentes aleatorias




**Camper Ash Nat. Mosaico 5x5** G-3666  
29,75x29,75 cm  
11,71"x11,71"



**Camper Savanna Nat. Mosaico 5x5** G-3666  
29,75x29,75 cm  
11,71"x11,71"

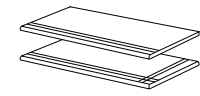
MATCHING WALL TILES IN WALL TILE CATALOGUE  
REVESTIMIENTO COORDINADO EN EL CATÁLOGO WALL TILES

## Skirtings | Rodapiés

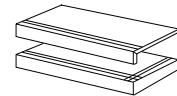


**Camper Natural Rodapié** G-2115  
7,3x99,55 cm - 2,87"x39,19"

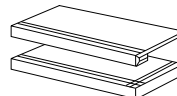
## Steps | Peldaños



**Camper Peldaño-100** G- 2211  
**Camper Peldaño Ángulo** G- 2235  
24,75x99,55 cm - 9,74"x39,19"



**Camper tipo L-100** G- 2503  
**Camper tipo L Ángulo** G- 2585  
24,75x99,55 cm - 9,74"x39,19"



**Camper Gradone-100** G- 2585  
**Camper Gradone Ángulo** G- 2623  
24,75x99,55 cm - 9,74"x39,19"

Available in all colours of collection  
Disponibles en todos los colores de la colección



Floor: Camper Stamp Natural 24,75x99,55 cm

UNE-ENV 12633

CLASE 1

DIN 51130

R9

ANSI A 137.1-2012

DCOF>0.42

CONTENT OF RECYCLED MATERIAL  
CONTENIDO DE MATERIAL RECICLADO

40%

Series	Format&Thickness	Unit	Boxes/Pallet	m <sup>2</sup> /Pallet	m <sup>2</sup> /Box	Pieces/Box	Kg/Pallet	Kg/Box
Camper	24,75x99,55x1 cm	m <sup>2</sup>	42	72,45	1,725	7	1650	38,89
Camper Rodapie	7,3x99,55	pz	16	160,8	10,05	15	411	24,23
Camper Nat. Mosaico 5X5	29,75x29,75 cm	m <sup>2</sup>	36	22,284	0,619	7	489	12,93

# CAMPER 2CM

Porcelain  
Porcelánico

Rectified  
Rectificado

Straight Edge  
Ángulo Recto

Thickness 2CM  
Espesor 2CM

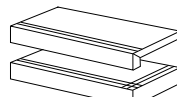


**Camper White Outdoor 2CM** G-3234  
49,75x99,55 cm - 19,59"x39,19"

**Camper Ash Outdoor 2CM** G-3234  
49,75x99,55 cm - 19,59"x39,19"

**Camper Savanna Outdoor 2CM** G-3234  
49,75x99,55 cm - 19,59"x39,19"

## Steps | Peldaños

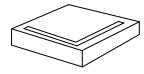


**Camper Out. 2CM Tipo L 100** G-2609  
**Camper Out. 2CM Tipo L Ang.** G-2815  
49,75x99,55 cm - 19,59"x39,19"

## Grid | Rejilla



**Camper Outdoor 2CM Grid** G-2375  
24,75x99,55 cm - 9,74"x39,19"



**Camper Outdoor 2CM Grid** G-2171  
24,75x24,75cm - 9,74"x9,74"



Floor: Camper Ash Outdoor 2CM 49,75x99,55 cm-Camper Ash Grid-Camper Ash Tipo L

UNE-ENV 12633

CLASE 3 - Outdoor Finish

DIN 51130

R11 - A+B+C Outdoor Finish

ANSI A 137.1-2012

DCOF>0.42

CONTENT OF RECYCLED MATERIAL  
CONTENIDO DE MATERIAL RECICLADO

40%

Series	Format&Thickness	Unit	Boxes/Pallet	m <sup>2</sup> /Pallet	m <sup>2</sup> /Box	Pieces/Box	Kg/Pallet	Kg/Box
Camper 2CM	49,75x99,55x2	m <sup>2</sup>	36	17,82	0,495	1	883	23,59



# CARPET



Floor: Carpet Vestige Natural 100x100 cm Wall: Remind Ice Nat. 24,9x100 cm



Floor: Carpet Vestige Natural 100x100 cm Wall: Carpet Vestige Hill\_Sand 25,1x75,6 cm 095



# CARPET

Porcelain Straight Edge High Variation  
 Porcelánico Ángulo Recto Contraste de Tonalidad

MATCHING WALL TILES IN WALL TILE CATALOGUE  
 REVESTIMIENTO COORDINADO EN EL CATÁLOGO WALL TILES



Carpet Sand Natural  
 100x100 cm - 39,37"x39,37"

G-3234



Carpet Sand Natural  
 50x100 cm - 19,69"x39,37"

G-3154



Carpet Sand Nat. Hexagon  
 25x29 cm - 9,84"x11,42"

G-3230



Carpet Sand Nat. Mos. 5x5  
 29,75x29,75 cm - 11,71"x11,71"

G-3558



Carpet Sand Natural  
 59,2x59,2 cm - 23,3"x23,3"

G-3154

## Matching floor tiles / Pavimento coordinado



Isen Natural  
 100x100 cm - 39,37"x39,37"

G-3220

50x100 cm - 16,69"x39,37"

G-3140

Carpet Natural 100x100 consists of 12 different random patterns |  
 Carpet Natural 100x100 se compone de 12 diseños diferentes aleatorios.  
 Carpet Natural 50x100 consists of 16 different random patterns |  
 Carpet Natural 50x100 se compone de 16 diseños diferentes aleatorios.  
 Carpet Natural 60x60 consists of 26 different random patterns |  
 Carpet Natural 60x60 se compone de 26 diseños diferentes aleatorios.  
 Carpet Hexagon consists of 72 different aleatory patterns |  
 Carpet Hexagon se compone de 72 decoraciones diferentes aleatorias  
 Carpet Decor 100x100 & 50x100 consists of 4 different aleatory patterns |  
 Carpet Decor 100x100 & 50x100 se compone de 4 decoraciones diferentes aleatorias



Carpet Sand Natural Decor\*  
 100x100 cm - 39,37"x39,37"

G-2829



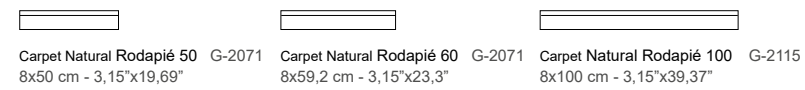
Carpet Sand Natural Decor\*  
 50x100 cm - 19,69"x39,37"

G-2609



\*Carpet Natural Decor. Surface decorated with encapsulated gold nanoparticles. Superficie decorada con nanopartículas oro encapsulado  
 PRODUCT TO BE CLEANED WITH PH NEUTRAL / LIMPIAR CON PRODUCTOS PH NEUTROS

## Skirtings | Rodapiés



Carpet Natural Rodapié 50 G-2071  
 8x50 cm - 3,15"x19,69"

Carpet Natural Rodapié 60 G-2071  
 8x59,2 cm - 3,15"x23,3"

Carpet Natural Rodapié 100 G-2115  
 8x100 cm - 3,15"x39,37"

## Steps | Peldaños



Carpet Nat. Gradone 100  
 Carpet Nat. Gradone Áng.  
 100x100 cm - 39,37"x39,37"

G-2723  
 G-2779

Carpet Nat. Gradone 50  
 Carpet Nat. Gradone Áng.  
 50x100 cm - 19,69"x39,37"

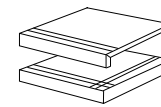
G-2655  
 G-2723

Carpet Nat. Peldaño 100  
 Carpet Nat. Peldaño Áng.  
 100x100 cm - 39,37"x39,37"

G-2541  
 G-2623

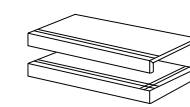
Carpet Nat. Peldaño 50  
 Carpet Nat. Peldaño Áng.  
 50x100 cm - 19,69"x39,37"

G-2337  
 G-2375



Carpet Nat. Tipo L 100  
 Carpet Nat. Tipo L Áng.  
 94x100 cm - 37,01"x39,37"

G-2609  
 G-2815



Carpet Nat. Tipo L 50  
 Carpet Nat. Tipo L Áng.  
 44x100 cm - 17,32"x39,37"

G-2503  
 G-2585

UNE-ENV 12633
<b>CLASE 1</b>
DIN 51130
<b>R9</b>
ANSI A 137.1-2012
<b>DCOF&gt;0.42</b>
CONTENT OF RECYCLED MATERIAL CONTENIDO DE MATERIAL RECICLADO
<b>48%</b>

Series	Format&Thickness	Unit	Boxes/Pallet	m <sup>2</sup> /Pallet	m <sup>2</sup> /Box	Pieces/Box	Kg/Pallet	Kg/Box
Carpet Natural	100x100x1,00	m <sup>2</sup>	40	40	1	1	1000	24,1
Carpet Natural	50x100x1,00	m <sup>2</sup>	27	40,5	1,5	3	950	34,444
Carpet Natural	59,2x59,2x0,96	m <sup>2</sup>	36	50,47	1,402	4	1153	31,40
Carpet Nat. Hexagon	25x29x1,00	m <sup>2</sup>	48	44,88	0,935	17	1068	21,77
Carpet Nat. Mos. 5x5	29,75x29,75	m <sup>2</sup>	36	22,284	0,619	7	479,516	12,931
Carpet Natural Decor	100x100x1,00	pz	40	40	1	1	1000	24,100
Carpet Natural Decor	50x100x1,00	pz	27	40,5	1,5	3	950	34,444
Carpet Natural Ro-100	8x100	pz	16	19,2	1,2	15	415,920	25,12
Carpet Natural Ro-50	8x50	pz	24	13,44	0,56	14	301,976	11,999
Carpet Natural Ro-60	8x59,2	pz	24	15,91	0,663	14	356	13,89



# CARPET

Porcelain Straight Edge High Variation  
 Porcelánico Ángulo Recto Contraste de Tonalidad




Carpet Vestige Natural  
 100x100 cm - 39,37"x39,37"

G-3234




Carpet Vestige Natural  
 50x100 cm - 19,69"x39,37"

G-3154



Carpet Vestige Nat. Hexagon  
 25x29 cm - 9,84"x11,42"

G-3230



Carpet Vestige Nat. Mos. 5x5  
 29,75x29,75 cm - 11,71"x11,71"

G-3558



Carpet Vestige Natural  
 59,2x59,2 cm - 23,3"x23,3"

G-3154

Carpet Natural 100x100 consists of 12 different random patterns |  
 Carpet Natural 100x100 se compone de 12 diseños diferentes aleatorios.  
 Carpet Natural 50x100 consists of 16 different random patterns |  
 Carpet Natural 50x100 se compone de 16 diseños diferentes aleatorios.  
 Carpet Natural 60x60 consists of 26 different random patterns |  
 Carpet Natural 60x60 se compone de 26 diseños diferentes aleatorios.  
 Carpet Hexagon consists of 72 different aleatory patterns |  
 Carpet Hexagon se compone de 72 decoraciones diferentes aleatorias  
 Carpet Decor 100x100 & 50x100 consists of 4 different aleatory patterns |  
 Carpet Decor 100x100 & 50x100 se compone de 4 decoraciones diferentes aleatorias

UNE-ENV 12633

CLASE 1

DIN 51130

R9

ANSI A 137.1-2012

DCOF>0.42

CONTENT OF RECYCLED MATERIAL  
 CONTENIDO DE MATERIAL RECICLADO

48%



PRIVATE HOUSE | Architect: OOIO Arquitectos  
 Wall: Carpet Vestige Nat. Hexagon 25x29 cm




Carpet Vestige Natural Decor\*  
 100x100 cm - 39,37"x39,37"

G-2829



Carpet Vestige Natural Decor\*  
 50x100 cm - 19,69"x39,37"

G-2609



\*Carpet Natural Decor. Surface decorated with encapsulated gold nanoparticles. Superficie decorada con nanopartículas oro encapsulado  
 PRODUCT TO BE CLEANED WITH PH NEUTRAL / LIMPIAR CON PRODUCTOS PH NEUTROS



PRIVATE HOUSE | Italy

Floor: Carpet Vestige Natural 100x100 cm



# CARPET 2CM

Porcelain Straight Edge High Variation Thickness 2CM  
 Porcelánico Ángulo Recto Contraste de Tonalidad Espesor 2CM

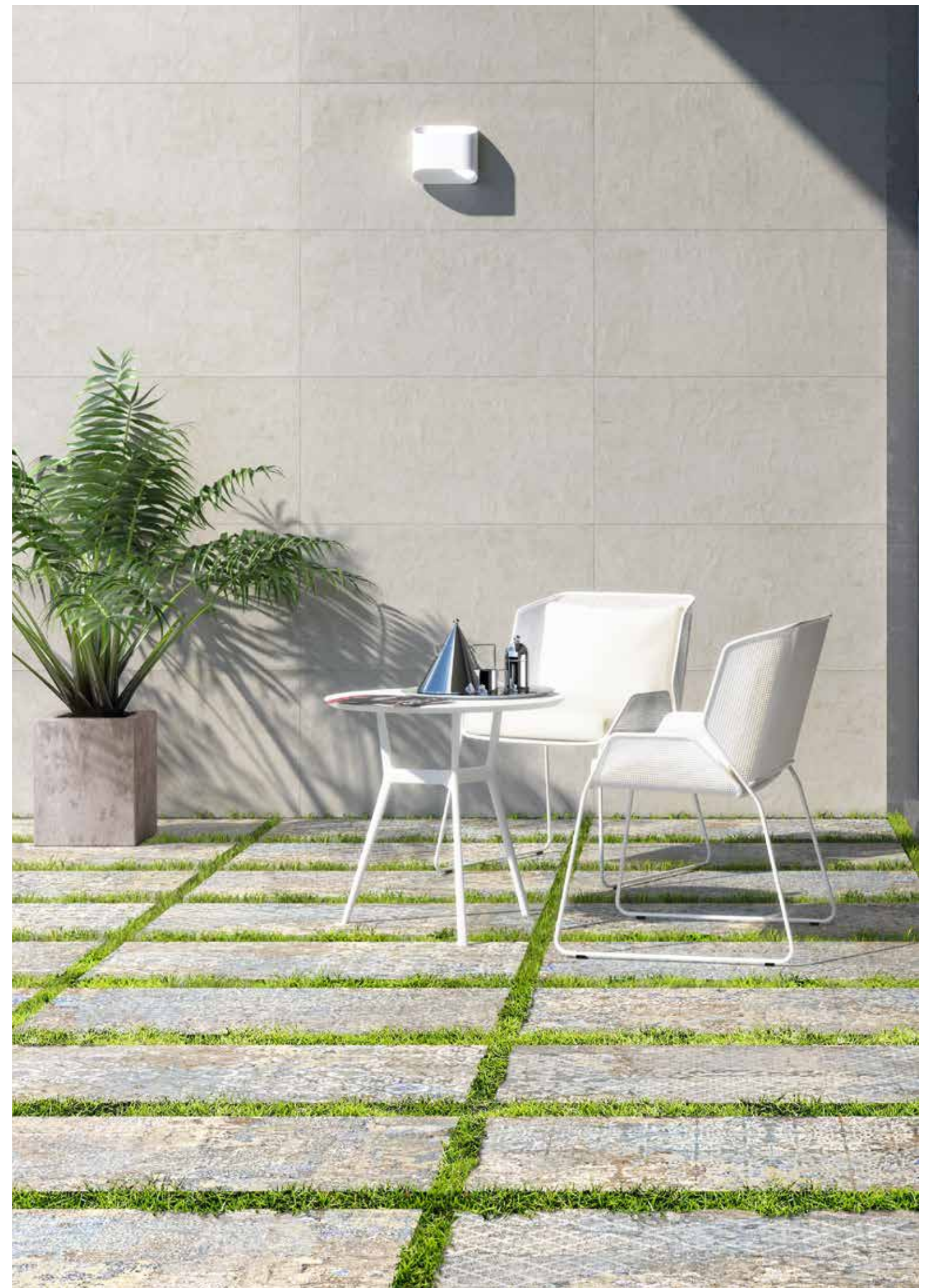


Carpet Sand Outdoor 2 CM  
 50x100 cm - 19,69"x39,37"  
 G-3234



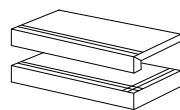
Carpet Vestige Outdoor 2 CM  
 50x100 cm - 19,69"x39,37"  
 G-3234

Carpet Natural 50x100 consists of 16 different random patterns |  
 Carpet Natural 50x100 se compone de 16 diseños diferentes  
 aleatorios.



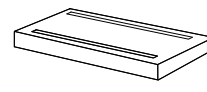
Floor: Carpet Vestige Outdoor 2CM 50x100 cm Wall: Brave Ivory Natural 49,75x99,55 cm

## Steps | Peldaños

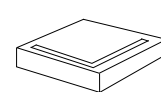


Carpet Out. 2 CM Tipo L 100 G-2609  
 Carpet Out. 2 CM Tipo L Ang. G-2815  
 49,75x99,55 cm - 19,59"x39,19"

## Grid | Rejilla



Carpet Outdoor 2 CM Grid G-2375  
 24,75x99,55 cm - 9,74"x39,19"



Carpet Outdoor 2 CM Grid G-2171  
 24,75x24,75cm - 9,74"x9,74"

UNE-ENV 12633

CLASE 3 - Outdoor Finish

DIN 51130

R11 - A+B+C

ANSI A 137.1-2012

DCOF>0.42

CONTENT OF RECYCLED MATERIAL  
 CONTENIDO DE MATERIAL RECICLADO

40%

Series	Format&Thickness	Unit	Boxes/Pallet	m <sup>2</sup> /Pallet	m <sup>2</sup> /Box	Pieces/Box	Kg/Pallet	Kg/Box
Carpet 2 CM	50x100x2 cm	m <sup>2</sup>	36	18	0,5	1	883	23,59



# CHALKWOOD





# CHALKOOD

Porcelain Rectified High Variation  
 Porcelánico Rectificado Contraste de Tonalidad



**Chalkwood White Natural** G-3170  
24,75x99,55 cm - 9,74"x39,19"

**Chalkwood Brown Natural** G-3170  
24,75x99,55 cm - 9,74"x39,19"

**Chalkwood Vestige Nat.** G-3170  
24,75x99,55 cm - 9,74"x39,19"



**Chalkwood White Nat. Mosaico 5x5** G-3666  
29,75x29,75 cm - 11,71"x11,71"

**Chalkwood Brown Nat. Mosaico 5x5** G-3666  
29,75x29,75 cm - 11,71"x11,71"

**Chalkwood Vestige Nat. Mosaico 5x5** G-3666  
29,75x29,75 cm - 11,71"x11,71"

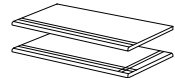
## Skirtings | Rodapiés



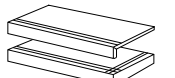
**Chalkwood Natural Rodapié** G-2115  
7,3x99,55 cm - 2,87"x39,19"

Available in all colours of collection  
 Disponibles en todos los colores de la colección

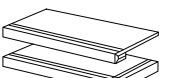
## Steps | Peldaños



**Chalkwood Peldaño-100** G- 2211  
**Chalkwood Peldaño Ángulo** G- 2235  
 24,75x99,55 cm - 9,74"x39,19"




**Chalkwood tipo L-100** G- 2503  
**Chalkwood tipo L Ángulo** G- 2585  
 24,75x99,55 cm - 9,74"x39,19"



**Chalkwood Gradone-100** G- 2585  
**Chalkwood Gradone Ángulo** G- 2623  
 24,75x99,55 cm - 9,74"x39,19"



Floor: Chalkwood Brown Natural 24,75x99,55 cm -  
 Chalkwood Brown Nat. Peld. 100



Wall & Floor: Chalkwood White Natural 24,75x99,55 cm

UNE-ENV 12633

CLASE 2

DIN 51130

R10

ANSI A 137.1-2012

DCOF>0.42

CONTENT OF RECYCLED MATERIAL  
 CONTENIDO DE MATERIAL RECICLADO

49%

Series	Format&Thickness	Unit	Boxes/Pallet	m <sup>2</sup> /Pallet	m <sup>2</sup> /Box	Pieces/Box	Kg/Pallet	Kg/Box
Chalkwood	24,75x99,55x1 cm	m <sup>2</sup>	42	72,45	1,725	7	1650	38,89
Chalkwood Rodapie	7,3x99,55	pz	16	160,8	10,05	15	411	24,23
Chalkwood Nat. Mosaico 5X5	29,75x29,75 cm	m <sup>2</sup>	36	22,284	0,619	7	489	12,93



# CHAPLIN






# CHAPLIN


Porcelain Straight Edge Uniform Appearance  
 Porcelánico Ángulo Recto Aspecto Uniforme




Chaplin White Hexagon  
25x29 cm - 9,84"x11,42" G-3208



Chaplin Black Hexagon  
25x29 cm - 9,84"x11,42" G-3208



Chaplin White Vela Hexagon  
25x29 cm - 9,84"x11,42" G-3254



Chaplin Black Vela Hexagon  
25x29 cm - 9,84"x11,42" G-3254




Chaplin White Chic Hexagon  
25x29 cm - 9,84"x11,42" G-3254



Chaplin Black Chic Hexagon  
25x29 cm - 9,84"x11,42" G-3254

## Matching floor tiles / Pavimento coordinado



Metallic White / Grey Natural  
 99,55x99,55 cm - 39,19"x39,19" G-3268  
 49,75x99,55 cm - 19,59"x39,19" G-3162  
 59,55x99,55 cm - 23,45"x23,45" G-3146



Metallic Green / Brown Natural  
 99,55x99,55 cm - 39,19"x39,19" G-3284  
 49,75x99,55 cm - 19,59"x39,19" G-3186  
 59,55x99,55 cm - 23,45"x23,45" G-3162



Norway Natural  
16x99,55 cm - 6,3"x39,19" G-3170

Chaplin Vela & Chic recommended only for walls |  
 Chaplin Vela & Chic recomendado únicamente para revestimiento

UNE-ENV 12633

CLASE 1

DIN 51130

R10

ANSI A 137.1-2012

DCOF>0.42


BS 7976

PTV > 24

CONTENT OF RECYCLED MATERIAL  
 CONTENIDO DE MATERIAL RECICLADO

40%

Series	Format&Thickness	Unit	Boxes/Pallet	m <sup>2</sup> /Pallet	m <sup>2</sup> /Box	Pieces/Box	Kg/Pallet	Kg/Box
Chaplin Hexagon	25x29x1 cm	m <sup>2</sup>	48	44,88	0,935	17	1068	21,77



Floor: Chaplin Black Hexagon 25x29 cm Wall: Chaplin White Chic\_Black Chic Hexagon 25x29 cm



# CHAPLIN


Porcelain Straight Edge Uniform Appearance  
 Porcelánico Ángulo Recto Aspecto Uniforme




Chaplin Silver Hexagon\*  
 25x29 cm - 9,84"x11,42" G-3254



Chaplin Copper Hexagon\*  
 25x29 cm - 9,84"x11,42" G-3254



Chaplin Silver Vela Hexagon\*  
 25x29 cm - 9,84"x11,42" G-3274



Chaplin Copper Vela Hexagon\*  
 25x29 cm - 9,84"x11,42" G-3274




Chaplin Silver Chic Hexagon\*  
 25x29 cm - 9,84"x11,42" G-3274



Chaplin Copper Chic Hexagon\*  
 25x29 cm - 9,84"x11,42" G-3274

## Matching floor tiles / Pavimento coordinado



Metallic White / Grey Natural  
 99,55x99,55 cm - 39,19"x39,19" G-3268  
 49,75x99,55 cm - 19,59"x39,19" G-3162  
 59,55x99,55 cm - 23,45"x23,45" G-3146



Metallic Green / Brown Natural  
 99,55x99,55 cm - 39,19"x39,19" G-3284  
 49,75x99,55 cm - 19,59"x39,19" G-3186  
 59,55x99,55 cm - 23,45"x23,45" G-3162



Norway Natural  
 16x99,55 cm - 6,3"x39,19" G-3170

\*Product to be cleaned with PH Neutral |  
 \*Limpiar con productos PH Neutros

Chaplin Silver, Vela & Chic only recommended for walls |  
 Chaplin Silver, Vela & Chic recomendado únicamente para revestimiento

UNE-ENV 12633

CLASE 1 - Copper Hexagon

DIN 51130

R10 - Copper Hexagon

ANSI A 137.1-2012

DCOF>0.42 - Copper Hexagon


BS 7976

PTV > 24 - Copper Hexagon

CONTENT OF RECYCLED MATERIAL  
 CONTENIDO DE MATERIAL RECICLADO

40%

Series	Format&Thickness	Unit	Boxes/Pallet	m <sup>2</sup> /Pallet	m <sup>2</sup> /Box	Pieces/Box	Kg/Pallet	Kg/Box
Chaplin Hexagon	25x29x1 cm	m <sup>2</sup>	48	44,88	0,935	17	1068	21,77



Floor: Metallic Grey Natural 59,55x59,55 cm

Wall: Metallic Grey\_Grey Plate 29,75x99,55 cm\_Chaplin silver Hexagon 25x29 cm



# CLINKER

Porcelain Straight Edge Slight Variation


Porcelánico Ángulo Recto Ligera Variación

MATCHING WALL TILES IN WALL TILE CATALOGUE  
REVESTIMIENTO COORDINADO EN EL CATÁLOGO WALL TILES



Clinker Ivory Natural  
59,2x59,2 cm - 23,3"x23,3"

G-3132



Clinker Ivory Natural  
31,6x59,2 cm - 12,4"x23,3"  
Clinker Ivory Non-Slip  
31,6x59,2 cm - 12,4"x23,3"

G-3114  
G-3138



Clinker Grey Natural  
59,2x59,2 cm - 23,3"x23,3"

G-3132




Clinker Grey Natural  
31,6x59,2 cm - 12,4"x23,3"  
Clinker Grey Non-Slip  
31,6x59,2 cm - 12,4"x23,3"

G-3114  
G-3138



Clinker Beige Natural  
59,2x59,2 cm - 23,3"x23,3"

G-3132



Clinker Beige Natural  
31,6x59,2 cm - 12,4"x23,3"  
Clinker Beige Non-Slip  
31,6x59,2 cm - 12,4"x23,3"

G-3114  
G-3138



Clinker Antracita Natural  
59,2x59,2 cm - 23,3"x23,3"

G-3132




Clinker Antracita Natural  
31,6x59,2 cm - 12,4"x23,3"  
Clinker Antracita Non-Slip  
31,6x59,2 cm - 12,4"x23,3"

G-3114  
G-3138



Clinker Visón Natural  
59,2x59,2 cm - 23,3"x23,3"

G-3132




Clinker Visón Natural  
31,6x59,2 cm - 12,4"x23,3"  
Clinker Visón Non-Slip  
31,6x59,2 cm - 12,4"x23,3"

G-3114  
G-3138

## Skirtings | Rodapiés

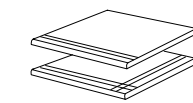


Clinker Natural Rodapié G-2071  
7,3x59,2 cm - 2,87"x23,3"

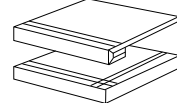


Clinker Natural Rodapié G-2049  
7,3x31,6 cm - 2,87"x12,4"

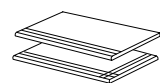
## Steps | Peldaños



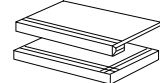
Clinker Peldaño G-2197  
Clinker Peldaño Ángulo G-2281  
59,2x59,2 cm - 23,3"x23,3"



Clinker Gradone G-2559  
Clinker Gradone Ángulo G-2609  
59,2x59,2 cm - 23,3"x23,3"



Clinker Peldaño G-2155  
Clinker Peldaño Ángulo G-2171  
31,6x59,2 cm - 12,4"x23,3"



Clinker Gradone G-2449  
Clinker Gradone Ángulo G-2559  
31,6x59,2 cm - 12,4"x23,3"

Available in all colours of collection / Disponibles en todos los colores de la colección

UNE-ENV 12633

CLASE 1 - Natural Finish  
CLASE 3 - Non-Slip Finish

DIN 51190

R9 - Natural Finish

CONTENT OF RECYCLED MATERIAL  
CONTENIDO DE MATERIAL RECICLADO

48%

Series	Format&Thickness	Unit	Boxes/Pallet	m <sup>2</sup> /Pallet	m <sup>2</sup> /Box	Pieces/Box	Kg/Pallet	Kg/Box
Clinker 60x60	59,2x59,2x0,96	m <sup>2</sup>	24	33,648	1,402	4	777	31,54
Clinker 30x60	31,6x59,2x0,93	m <sup>2</sup>	32	47,904	1,497	8	1030	31,76
Clinker 30x60 Non-slip	31,6x59,2x0,93	m <sup>2</sup>	32	47,904	1,497	8	1030	31,76
Clinker Rodapié 60	7,3x59,2	pz	24	18,672	0,778	18	441,42	17,81
Clinker Rodapié 30	7,3x31,6	pz	32	11,808	0,369	16	237,68	6,99



Floor: Clinker Antracita Natural 59,2x59,2 cm



# COTTO





# COTTO

Porcelain Straight Edge Moderate Variation  
 Porcelánico Ángulo Recto Moderada Variación



Cotto Sand Natural  
50x100 cm - 19,69"x39,37" G-3140



Cotto Sand Natural  
59,2x59,2 cm - 23,3"x23,3" G-3132  
 Cotto Sand Non-slip  
59,2x59,2 cm - 23,3"x23,3" G-3158



Cotto Sand Natural Mosaico 5x5  
29,75x29,75 cm  
11,71"x11,71" G-3558




Cotto Sand Natural  
30,5x30,5 cm - 12,01"x12,01" G-3114



Cotto Brown Natural  
50x100 cm - 19,69"x39,37" G-3140



Cotto Brown Natural  
59,2x59,2 cm - 23,3"x23,3" G-3132  
 Cotto Brown Non-slip  
59,2x59,2 cm - 23,3"x23,3" G-3158



Cotto Brown Natural Mosaico 5x5  
29,75x29,75 cm  
11,71"x11,71" G-3558



Cotto Brown Natural  
30,5x30,5 cm - 12,01"x12,01" G-3114

UNE-ENV 12633

CLASE 1 - Natural Finish  
CLASE 3 - Non-Slip Finish

DIN 51130

R10 - Natural Finish  
R11 - Non-Slip Finish

ANSI A 137.1-2012

DCOF>0.42 - Natural & Non-Slip Finish

BS 7976

PTV > 36 - Natural Finish & Non-Slip Finish

CONTENT OF RECYCLED MATERIAL  
CONTENIDO DE MATERIAL RECICLADO

43%

Series	Format&Thickness	Unit	Boxes/Pallet	m <sup>2</sup> /Pallet	m <sup>2</sup> /Box	Pieces/Box	Kg/Pallet	Kg/Box
Cotto 50X100	50x100x1 cm	m <sup>2</sup>	27	40,5	1,5	3	950	34,444
Cotto 60X60	59,2x59,2x1 cm	m <sup>2</sup>	36	50,47	1,402	4	1153	31,40
Cotto 30X30	30,5x30,5x1 cm	m <sup>2</sup>	44	49,104	1,116	12	1148	25,578
Cotto Mosaico	29,75x29,75 cm	m <sup>2</sup>	36	22,284	0,619	7	479,52	12,931
Cotto Ro-30	7,3x30,5 cm	pz	32	11,424	0,357	16	274,88	8,59
Cotto Ro-60	8x59,2 cm	pz	24	15,91	0,663	14	356	13,89
Cotto Ro-50	8x50 cm	pz	24	13,44	0,56	14	301,98	12
Cotto Ro-100	8x100 cm	pz	16	19,2	1,2	15	415,92	25,12



Cotto Rosso Natural  
50x100 cm - 19,69"x39,37" G-3140



Cotto Rosso Natural  
59,2x59,2 cm - 23,3"x23,3" G-3132  
 Cotto Rosso Non-slip  
59,2x59,2 cm - 23,3"x23,3" G-3158



Cotto Rosso Natural Mosaico 5x5  
29,75x29,75 cm  
11,71"x11,71" G-3558



Cotto Rosso Natural  
30,5x30,5 cm - 12,01"x12,01" G-3114

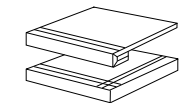


Cotto Stamp Natural  
50x100 cm - 19,69"x39,37" G-3162

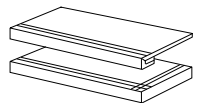


Cotto Stamp Natural  
59,2x59,2 cm - 23,3"x23,3" G-3158

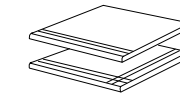
## Steps | Peldaños



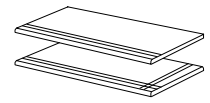
Cotto Nat. Gradone 60  
Cotto Nat. Gradone 60 Áng.  
59,2x59,2 cm - 23,3"x23,3" G-2559 G-2609



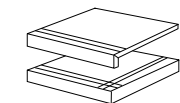
Cotto Nat. Gradone 50  
Cotto Nat. Gradone 50 Áng.  
50x100 cm - 19,69"x39,37" G-2655 G-2723



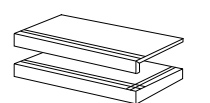
Cotto Nat. Peldaño 60  
Cotto Nat. Peldaño 60 Áng.  
59,2x59,2 cm - 23,3"x23,3" G-2197 G-2281  
Cotto Nat. Peldaño 30  
Cotto Nat. Peldaño 30 Áng.  
30,5x30,5 cm - 12,01"x12,01" G-2103 G-2109



Cotto Nat. Peldaño 50  
Cotto Nat. Peldaño 50 Áng.  
50x100 cm - 19,69"x39,37" G-2337 G-2375



Cotto Nat. Tipo L 60  
Cotto Nat. Tipo L 60 Áng.  
54x59,2 cm - 21,26"x23,3" G-2375 G-2585



Cotto Nat. Tipo L 50  
Cotto Nat. Tipo L 50 Áng.  
44x100 cm - 17,32"x39,37" G-2503 G-2585

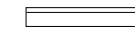
## Skirtings | Rodapiés



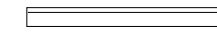
Cotto Natural Rodapié 30  
7,3x30,5 cm - 2,87"x12,01" G-2049



Cotto Natural Rodapié 50  
8x50 cm - 3,15"x19,69" G-2071



Cotto Natural Rodapié 60  
8x59,2 cm - 3,15"x23,3" G-2071



Cotto Natural Rodapié 100  
8x100 cm - 3,15"x39,37" G-2115



# COTTO 2CM

Porcelain Straight Edge Moderate Variation Thickness 2 CM  
 Porcelánico Ángulo Recto Moderada Variación Espesor 2 CM



Cotto Sand Outdoor 2CM  
50x100 cm - 19,69"x39,37"

G-3234



Cotto Brown Outdoor 2CM  
50x100 cm - 19,69"x39,37"

G-3234



Cotto Rosso Outdoor 2CM  
50x100 cm - 19,69"x39,37"

G-3234



UNE-ENV 12633

CLASE 3

DIN 51130

R11 A+B+C

ANSI A 137.1-2012

DCOF>0.42

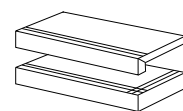
BS 7976

PTV > 36

CONTENT OF RECYCLED MATERIAL  
CONTENIDO DE MATERIAL RECICLADO

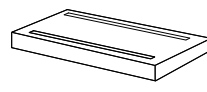
43%

## Steps | Peldaños

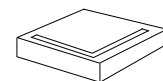


Cotto Out. 2 CM Tipo L 100 G-2609  
Cotto Out. 2 CM Tipo L Ang. G-2815  
50x100 cm - 19,59"x39,19"

## Grid | Rejilla



Cotto Outdoor 2 CM Grid G-2375  
24,75x100 cm - 9,74"x39,19"



Cotto Outdoor 2 CM Grid G-2171  
24,75x24,75cm - 9,74"x9,74"

Series	Format&Thickness	Unit	Boxes/Pallet	m <sup>2</sup> /Pallet	m <sup>2</sup> /Box	Pieces/Box	Kg/Pallet	Kg/Box
Cotto 2 CM	50x100x2 cm	m <sup>2</sup>	36	18	0,5	1	883	23,59

Floor: Cotto Sand Natural\_Sand Outdoor 2CM 50x100 cm - Cotto Sand Nat.Rodapié 100



# DISTRICT

Porcelain Straight Edge Slight Variation  
 Porcelánico Ángulo Recto Ligera Variación




District Ivory Natural  
59,2x59,2 cm - 23,3"x23,3"

G-3132



District Ivory Natural  
31,6x59,2 cm - 12,4"x23,3"

G-3114



District Ivory Natural Mosaico 5x5  
29,75 x 29,75 cm - 11,71"x11,71"

G-3558




District Grey Natural  
59,2x59,2 cm - 23,3"x23,3"

G-3132



District Grey Natural  
31,6x59,2 cm - 12,4"x23,3"

G-3114



District Grey Natural Mosaico 5x5  
29,75 x 29,75 cm - 11,71"x11,71"

G-3558




District Ashen Natural  
59,2x59,2 cm - 23,3"x23,3"

G-3132



District Ashen Natural  
31,6x59,2 cm - 12,4"x23,3"

G-3114




District Ashen Natural Mosaico 5x5  
29,75 x 29,75 cm - 11,71"x11,71"

G-3558

MATCHING WALL TILES IN WALL TILE CATALOGUE  
 REVESTIMIENTO COORDINADO EN EL CATÁLOGO WALL TILES

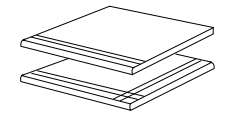
## Skirtings | Rodapiés



District Nat Rodapié  
8x59,2 cm - 3,15"x23,30"

G-2071

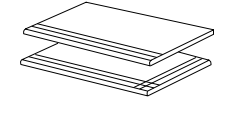
## Steps | Peldaños



District Peldaño  
District Peldaño Ángulo  
59,2x59,2 cm - 23,30"x23,30"

G-2197

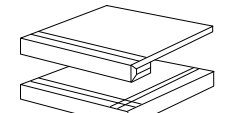
G-2281



District Peldaño  
District Peldaño Ángulo  
31,6x59,2 cm - 12,44"x23,30"

G-2155

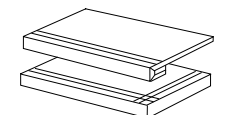
G-2171



District Gradone  
District Gradone Ángulo  
59,2x59,2 cm - 23,30"x23,30"

G-2559

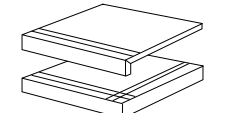
G-2609



District Gradone  
District Gradone Ángulo  
31,6x59,2 cm - 12,4"x23,30"

G-2449

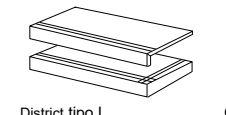
G-2559



District tipo L  
District tipo L Ángulo  
54x59,2 cm - 21,26"x23,3"

G-2375

G-2585



District tipo L  
District tipo L Ángulo  
31,6x59,2 cm - 12,4"x23,3"

G-2375

G-2585

Available in all colours of collection  
 Disponibles en todos los colores de la colección




District Anthracite Natural  
59,2x59,2 cm - 23,3"x23,3"

G-3132



District Anthracite Natural  
31,6x59,2 cm - 12,4"x23,3"

G-3114



District Anthracite Nat. Mosaico 5x5  
29,75 x 29,75 cm - 11,71"x11,71"

G-3558



Floor: District Grey Natural 59,2x59,2 cm

UNE-ENV 12633

CLASE 1 Natural Finish

CONTENT OF RECYCLED MATERIAL  
 CONTENIDO DE MATERIAL RECICLADO


48%

Series	Format&Thickness	Unit	Boxes/Pallet	m <sup>2</sup> /Pallet	m <sup>2</sup> /Box	Pieces/Box	Kg/Pallet	Kg/Box
District Natural	59,2x59,2x0,96	m <sup>2</sup>	24	33,648	1,402	4	777	31,54
District Natural	31,6x59,2x0,93	m <sup>2</sup>	32	47,904	1,497	8	1030	31,76
District Mos. 5X5	29,75x29,75	m <sup>2</sup>	36	22,284	0,619	7	479,516	12,93
District Ro-60	8x59,2	pz	24	15,912	0,663	14	347,336	13,89



# DIXON


Porcelain Straight Edge Slight Variation  
 Porcelánico Ángulo Recto Ligera Variación




Dixon Ivory Natural  
 31,6x59,2 cm G-3114  
 12,4"x23,3"



Dixon Noce Natural  
 31,6x59,2 cm G-3114  
 12,4"x23,3"



Dixon Ivory Nat. Mos. 5x5  
 29,75x29,75 cm - 11,71"x11,71"  
 G-3558



Dixon Noce Nat. Mos. 5x5  
 29,75x29,75 cm - 11,71"x11,71"  
 G-3558



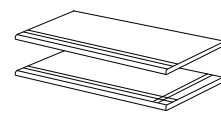
Floor: Dixon Noce Nat. 31,6x59,2 cm  
 Wall: Dixon Noce\_Noce Tuck 25,2x75,9 cm

## Skirtings | Rodapiés

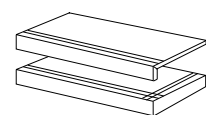


Dixon Nat Rodapié G- 2071  
 7,3x59,2 cm - 3,15"x23,30"

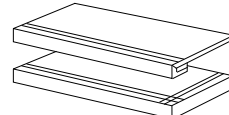
## Steps | Peldaños



Dixon Nat Peldaño 60 G- 2155  
 Dixon Nat Peldaño Ang. G- 2171  
 31,6x59,2 cm - 12,4"x23,3"



Dixon Nat Tipo L-60 G- 2375  
 Dixon Nat Tipo L. Ang. G- 2503  
 31,6x59,2 cm - 12,4"x23,3"



Dixon Nat Gradone 60 G- 2449  
 Dixon Nat Gradone Ang. G- 2559  
 31,6x59,2 cm - 12,4"x23,3"

Available in all colours of collection /  
 Disponibles en todos los colores de la colección

UNE-ENV 12633

CLASE 2

DIN 51130

R10

CONTENT OF RECYCLED MATERIAL  
 CONTENIDO DE MATERIAL RECICLADO

48%

Series	Format&Thickness	Unit	Boxes/Pallet	m <sup>2</sup> /Pallet	m <sup>2</sup> /Box	Pieces/Box	Kg/Pallet	Kg/Box
Dixon Natural 30x60	31,6x59,2x0,93	m <sup>2</sup>	32	47,90	1,497	8	1038	32
Dixon Nat Mosaico 5X5	29,75x29,75	m <sup>2</sup>	36	22,284	0,619	7	489	12,93
Dixon Rodapie 60	7,3x59,2	pz	24	15,91	0,663	14	356	13,89

# DOMO

Porcelain Slight Variation Rectified Double Firing  
 Porcelánico Ligera Variación Rectificado Bicolor



Domo Bianco Pulido  
 89,46x89,46 cm - 35,22x35,22"  
 G-3466




Domo Bianco Pulido Taco  
 7,3x7,3 cm - 2,87"x2,87"  
 G-2045




Domo Bianco Pulido  
 44,63x44,63 cm - 17,57"x17,57"  
 G-3330

## Skirtings | Rodapiés

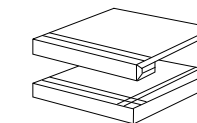


Domo Pulido Rodapié-90  
 7,3x89,46 cm - 2,87"x35,22"  
 G-2141



Domo Pulido Rodapié-45  
 7,3x44,63 cm - 2,87"x17,57"  
 G-2085

## Steps | Peldaños



Domo Pulido Gradone G- 2779  
 Domo Pulido Gradone Ángulo G- 2829  
 89,46x89,46 cm - 35,22x35,22"

Domo Pulido Gradone G- 2559  
 Domo Pulido Gradone Ángulo G- 2609  
 44,63x44,63 cm - 17,57"x17,57"



Domo Bianco Silver Centro Pulido-4  
 44,63x44,63 cm - 17,57"x17,57"  
 G-2501



4 PIECES COMPOSITION / COMPOSICIÓN 4 PIEZAS:  
 TOTAL 89,46 X 89,46 cm - 35,22x35,22"

Recommended for residential use /  
 Recomendado para uso residencial

CONTENT OF RECYCLED MATERIAL  
 CONTENIDO DE MATERIAL RECICLADO

40%

Series	Format&Thickness	Unit	Boxes/Pallet	m <sup>2</sup> /Pallet	m <sup>2</sup> /Box	Pieces/Box	Kg/Pallet	Kg/Box
Domo Pulido	89,46x89,46x1,19	m <sup>2</sup>	36	28,8	0,8	1	880	23,53
Domo Pulido	44,63x44,63x1,01	m <sup>2</sup>	68	67,728	0,996	5	1600	23,19
Domo Silver Centro Pul-4	44,63x44,63x1,01	pz	68	67,728	0,996	5	1566	22,687
Domo Pul Ro-90	7,3x89,46	pz	15	15,66	1,044	16	407,525	26,235
Domo Pul Ro-45	7,3x44,63	pz	48	22,656	0,472	14	506,48	10,26
Domo Pul Taco	7,3x7,3	pz	144	24,336	0,169	30	552,56	3,74



# EAGLE

Porcelain Straight Edge Moderate Variation Double Firing  
 Porcelánico Ángulo Recto Moderada Variación Biccocción



Eagle Ivory Natural  
100x100 cm - 39,37"x39,37"

G-3220



Eagle Ivory Natural  
50x100 cm - 19,69"x39,37"

G-3140



Eagle Ivory Natural Mosaico 5x5  
29,75x29,75 cm  
11,71"x11,71"

G-3558




Eagle Beige Natural  
100x100 cm - 39,37"x39,37"

G-3220



Eagle Beige Natural  
50x100 cm - 19,69"x39,37"

G-3140



Eagle Beige Natural Mosaico 5x5  
29,75x29,75 cm  
11,71"x11,71"

G-3558

Eagle Beige Non-slip  
50x100 cm - 19,69"x39,37"

G-3162

UNE-ENV 12633

CLASE 1 - Natural Finish  
CLASE 3 - Non-Slip Finish

DIN 51130


R9 - Natural Finish  
R10 - Non-Slip Finish

CONTENT OF RECYCLED MATERIAL  
CONTENIDO DE MATERIAL RECICLADO

48%

Series	Format&Thickness	Unit	Boxes/Pallet	m <sup>2</sup> /Pallet	m <sup>2</sup> /Box	Pieces/Box	Kg/Pallet	Kg/Box
Eagle Natural / Non-slip	50x100x1	m <sup>2</sup>	27	40,50	1,5	3	953	34,44
Eagle Natural	100x100x1	m <sup>2</sup>	40	40,00	1	1	1000	24,10
Eagle Nat Ro-50	8x50	pz	24	13,44	0,56	14	311	12
Eagle Nat Ro-100	8x100	pz	16	19,20	1,2	15	425	25,12
Eagle Nat Mosaico 5x5	29,75x29,75	m <sup>2</sup>	36	22,284	0,619	7	489	12,93

## Skirtings | Rodapiés



Eagle Nat.Ro-50  
8x50 cm - 3,15"x19,69"

G-2071

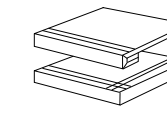


Eagle Nat.Ro-100  
8x100 cm - 3,15"x38,33"

G-2115

Available in all colours of collection.  
Disponibles en todos los colores de la colección.

## Steps | Peldaños

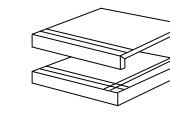


Eagle Nat. Grad. G-2723  
Eagle Nat. Grad. Ang. G-2779

100x100 cm - 39,37"x39,37"

Eagle Nat. Grad. G-2655  
Eagle Nat. Grad. Ang. G-2723

50x100 cm - 19,69"x39,37"

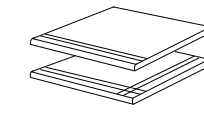


Eagle Nat. tipo L G-2609  
Eagle Nat. tipo L Ang. G-2815

94x100 cm - 37,01"x39,37"

Eagle Nat. tipo L G-2503  
Eagle Nat. tipo L Ang. G-2585

44x100 cm - 17,32"x39,37"



Eagle Nat. Peld. 100 G-2541  
Eagle Nat. Peld. Ang. 100 G-2623

100x100 cm - 39,37"x39,37"

Eagle Nat. Peld. G-2337  
Eagle Nat. Peld. Ang. G-2375

50x100 cm - 19,69"x39,37"



Floor: Eagle Ivory Natural 100x100 cm Wall: Polar White Tuck 25,2x75,9 cm



# EXPRESSIONS



126 Floor: Expressions Grey High Honed 44,63x89,46 cm-Expressions Grey High Honed Gradone 45 Wall: Expressions Grey High Honed 44,63x89,46 cm



127 Floor: Expressions Blend High Honed 89,46x89,46 cm Wall: Expressions Ice High Honed 89,46x89,46 cm



# EXPRESSIONS

Porcelain Porcelánico  
 Rectified Rectificado  
 High Variation Contraste de Tonalidad  
 Double Firing Bicocción  
 Thickness 0.74 cm Espesor 0.74 cm



Expressions Ice High Honed  
 89,46x89,46 cm - 35,22"x35,22"

G-3394




Expressions Ice High Honed  
 44,63x89,46 cm - 17,57"x35,22"

G-3274



Expressions Ice High Honed Mosaico 5x5  
 29,75x29,75 cm  
 11,71"x11,71"

G-3638




Expressions Grey High Honed  
 89,46x89,46 cm - 35,22"x35,22"

G-3394



Expressions Grey High Honed  
 44,63x89,46 cm - 17,57"x35,22"

G-3274



Expressions Grey High Honed Mosaico 5x5  
 29,75x29,75 cm  
 11,71"x11,71"

G-3638

Expressions 45x90 cm consists of 30 different aleatory patterns |  
 Expressions 45x90 cm se compone de 30 decoraciones diferentes aleatorias

Expressions 90x90 cm consists of 15 different aleatory patterns |  
 Expressions 90x90 cm se compone de 15 decoraciones diferentes aleatorias

## Matching floor tiles / Pavimento coordinado



Jacquard Ivory / Grey / Vison Natural  
 89,46x89,46 cm - 35,22"x35,22"

G-3372

Grunge Grey / Oxidum Lappato  
 44,63x89,46 cm - 17,57"x35,22"

G-3274



Expressions Blend High Honed  
 89,46x89,46 cm - 35,22"x35,22"

G-3394



Expressions Blend High Honed  
 44,63x89,46 cm - 17,57"x35,22"


G-3274



Expressions Blend High Honed Mosaico 5x5  
 29,75x29,75 cm  
 11,71"x11,71"

G-3638

## Skirtings | Rodapiés



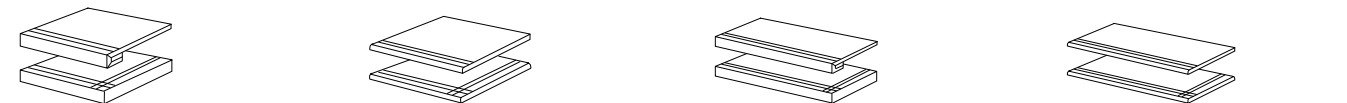
Expressions H. H. Ro-45  
 7,3x44,63 cm - 2,87"x17,57"

G-2085

Expressions H. H. Ro-90  
 7,3x89,46 cm - 2,87"x35,22"

G-2125

## Steps | Peldaños



Expressions H. H. Grad. 90  
 Expressions H. H. Grad. Ang. 90  
 89,46x89,46 cm - 35,22"x35,22"

G-2779  
 G-2829

Expressions H. H. Peld. 90  
 Expressions H. H. Peld. Ang. 90  
 89,46x89,46 cm - 35,22"x35,22"

G-2585  
 G-2609

Expressions H. H. Grad. 45  
 Expressions H. H. Grad. Ang. 45  
 44,63x89,46 cm - 17,57"x35,22"

G-2603  
 G-2623

Expressions H. H. Peld. 45  
 Expressions H. H. Ang. 45  
 44,63x89,46 cm - 17,57"x35,22"

G-2303  
 G-2315

UNE-ENV 12633

CLASE 2

DIN 51130

R10

ANSI A 137.1-2012

DCOF>0.42

BS 7976

PTV > 24 High Honed Finish

CONTENT OF RECYCLED MATERIAL  
 CONTENIDO DE MATERIAL RECICLADO

45%


Series	Format&Thickness	Unit	Boxes/Pallet	m <sup>2</sup> /Pallet	m <sup>2</sup> /Box	Pieces/Box	Kg/Pallet	Kg/Box
Expressions High Honed	89,46x89,46x0,74	m2	20	32,02	1,601	2	585	27,60
Expressions High Honed	44,63x89,46x0,74	m2	27	53,89	1,996	5	980	35,44
Expressions H. H. Mosaico 5	29,75x29,75	m2	36	31,86	0,885	10	686	18,42
Expressions Rodapie 90	7,3x89,46	pz	15	25,50	1,700	26	662	42,61
Expressions Rodapie 45	7,3x44,63	pz	48	31,30	0,652	20	727	14,67



# FABRIQUE

Porcelain    Rectified    Slight Variation    Double Firing  
 Porcelánico    Rectificado    Ligera Variación    Bicocción

MATCHING WALL TILES IN WALL TILE CATALOGUE  
 REVESTIMIENTO COORDINADO EN EL CATÁLOGO WALL TILES




Fabrique Ivory Natural  
 59,55x59,55 cm - 23,45"x23,45"

G-3146



Fabrique Ivory Nat.  
 Mosaico 5x5  
 29,75x29,75 cm  
 11,71"x11,71"

G-3558



Fabrique Grey Natural  
 59,55x59,55 cm - 23,45"x23,45"

G-3146



Fabrique Grey Nat.  
 Mosaico 5x5  
 29,75x29,75 cm  
 11,71"x11,71"

G-3558



Fabrique Stamp Natural\*  
 59,55x59,55 cm - 23,45"x23,45"

G-3146




Fabrique Stamp Nat.  
 Mosaico 5x5  
 29,75x29,75 cm  
 11,71"x11,71"

G-3558

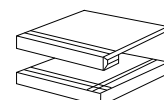
\*Fabrique Stamp Natural consists of 8 different aleatory patterns |  
 \*Fabrique Stamp Natural se compone de 8 decoraciones diferentes aleatorias

## Skirtings | Rodapiés



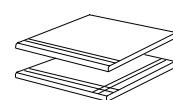
Fabrique Nat. Rodapié 60  
 7,3x59,55 cm - 2,87"x23,45"

G-2071



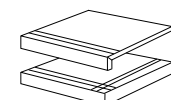
Fabrique Nat. Grad. 60  
 Fabrique Nat. Grad. Ang. 60  
 59,55x59,55 cm - 23,45"x23,45"

G-2559  
 G-2609



Fabrique Nat. Peld. 60  
 Fabrique Nat. Peld. Ang. 60  
 59,55x59,55 cm - 23,45"x23,45"

G-2197  
 G-2287




Fabrique Nat. Tipo L 60  
 Fabrique Nat. Tipo L Ang. 60  
 54x59,55 cm - 21,26"x23,45"

G-2375  
 G-2585

UNE-ENV 12633  
**CLASE 1**  
 DIN 51130  
**R9**  
 ANSI A 137.1-2012  
**DCOF>0.42**  
 BS 7976  
**PTV > 24 - Natural Finish**  
 CONTENT OF RECYCLED MATERIAL  
 CONTENIDO DE MATERIAL RECICLADO  
**40%**

Series	Format&Thickness	Unit	Boxes/Pallet	m²/Pallet	m²/Box	Pieces/Box	Kg/Pallet	Kg/Box
Fabrique 60X60	59,55x59,55x1 cm	m²	36	51,08	1,419	4	1163	31,75
Fabrique Nat. Mosaico 5X5	29,75x29,75 cm	m²	36	22,28	0,619	7	480	12,97



Floor: Fabrique Stamp Natural 59,55x59,55 cm



# FERRUM





# FERRUM

Porcelain Straight Edge High Variation  
 Porcelánico Ángulo Recto Alta Variación




Ferrum Nacar Natural  
 100x100 cm - 39,37"x39,37"

G-3234



Ferrum Nacar Natural  
 50x100 cm - 19,69"x39,37"

G-3154



Ferrum Nacar Nat.  
 Mos. 5x5  
 29,75x29,75 cm  
 11,71"x11,71"

G-3558



Ferrum Copper Natural  
 100x100 cm - 39,37"x39,37"

G-3250



Ferrum Copper Natural  
 50x100 cm - 19,69"x39,37"

G-3170



Ferrum Copper Nat.  
 Mosaico 5x5  
 29,75x29,75 cm  
 11,71"x11,71"

G-3558



Ferrum Gold  
 100x100 cm - 39,37"x39,37"

G-2829



Ferrum Gold  
 50x100 cm - 19,69"x39,37"

G-2609



Ferrum Silver  
 100x100 cm - 39,37"x39,37"

G-2829



Ferrum Silver  
 50x100 cm - 19,69"x39,37"

G-2609

UNE-ENV 12633

CLASE 1

DIN 51130


R9

CONTENT OF RECYCLED MATERIAL  
 CONTENIDO DE MATERIAL RECICLADO

48%


Series	Format&Thickness	Unit	Boxes/Pallet	m <sup>2</sup> /Pallet	m <sup>2</sup> /Box	Pieces/Box	Kg/Pallet	Kg/Box
Ferrum Natural	50x100x1	m <sup>2</sup>	27	40,50	1,5	3	953	34,44
Ferrum Natural	100x100x1	m <sup>2</sup>	40	40,00	1	1	1000	24,10
Ferrum Gold-Silver	100x100x1	pz	40	40,00	1	1	1000	24,10
Ferrum Gold-Silver	50x100x1	pz	27	40,50	1,5	3	953	34,44
Ferrum Nat Ro-50	8x50	pz	24	13,44	0,56	14	311	12
Ferrum Nat Ro-100	8x100	pz	16	19,20	1,2	15	425	25,12
Ferrum Nat Mos. 5x5	29,75x29,75	m <sup>2</sup>	36	22,284	0,619	7	489	12,93

## Skirtings | Rodapiés



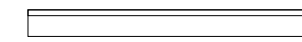
Ferrum Nat.Ro-50  
 8x50 cm - 3,15"x19,69"

G-2071



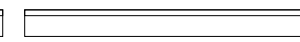
Ferrum PVD Ro-50  
 8x50 cm - 3,15"x19,69"

G-2143



Ferrum Nat.Ro-100  
 8x100 cm - 3,15"x38,33"

G-2115

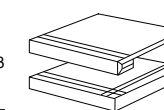


Ferrum PVD Ro-100  
 8x100 cm - 3,15"x38,33"

G-2211

Available in Nacar & Copper  
 Disponibles en los colores Nacar y Copper

## Steps | Peldaños

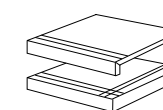


Ferrum Nat. Grad. G-2723  
 Ferrum Nat. Grad. Ang. G-2779

100x100 cm - 39,37"x39,37"

Ferrum Nat. Grad. G-2655  
 Ferrum Nat. Grad. Ang. G-2723

50x100 cm - 19,69"x39,37"

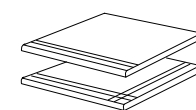


Ferrum Nat. tipo L G-2609  
 Ferrum Nat. tipo L Ang. G-2815

94x100 cm - 37,01"x39,37"

Ferrum Nat. tipo L G-2503  
 Ferrum Nat. tipo L Ang. G-2585

44x100 cm - 17,32"x39,37"



Ferrum Nat. Peld. 100 G-2541  
 Ferrum Nat. Peld. Ang.100 G-2623

100x100 cm - 39,37"x39,37"


Ferrum Nat. Peld. G-2337  
 Ferrum Nat. Peld. Ang. G-2375

50x100 cm - 19,69"x39,37"



# FEMME GRES

Gres Slight Variation  
Gres Ligera Variación



Femme Gres 49,1x49,1 cm - 19,3"x19,3" G-890  
Femme Centro Gres 49,1x49,1 cm - 19,3"x19,3" G-780  
Femme Gres Rodapié 50 G-690 8x49,1 cm - 3,15"x19,3"

## Skirtings | Rodapiés



MATCHING WALL TILES IN WALL TILE CATALOGUE  
REVESTIMIENTO COORDINADO EN EL CATÁLOGO WALL TILES



Floor: Femme Gres\_Centro Gres 49,1x49,1 cm

Series	Format&Thickness	Unit	Boxes/Pallet	m <sup>2</sup> /Pallet	m <sup>2</sup> /Box	Pieces/Box	Kg/Pallet	Kg/Box
Femme Gres	49,1x49,1x0,95	m <sup>2</sup>	24	34,56	1,44	6	720,992	29,458
Femme Centro Gres	49,1x49,1x0,95	pz	24	34,56	1,44	6	720,992	29,458
Femme Gres Rod.	8x49,1	pz	40	31,44	0,786	20	661,28	16,182

# GRAVITE


Porcelain Rectified Slight Variation Double Firing Thickness 0,74 cm  
Porcelánico Rectificado Ligera Variación Bicocción Espesor 0,74 cm



Gravite Ivory Natural 59,55x59,55 cm - 23,45"x23,45" G-3194  
Gravite Ivory Nat. Mosaico 5x5 29,75x29,75 cm - 11,71"x11,71" G-3638  
Gravite Grey Natural 59,55x59,55 cm - 23,45"x23,45" G-3194  
Gravite Grey Nat. Mosaico 5x5 29,75x29,75 cm - 11,71"x11,71" G-3638

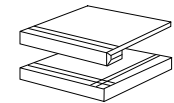
MATCHING WALL TILES IN WALL TILE CATALOGUE  
REVESTIMIENTO COORDINADO EN EL CATÁLOGO WALL TILES

## Skirtings | Rodapiés

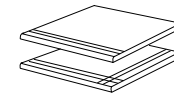


Gravite Natural Rodapié 60 G-2093 7,3x59,55 cm - 2,87"x23,45"

## Steps | Peldaños



Gravite Nat. Grad. 60 G-2559  
Gravite Nat. Grad. Ang. 60 G-2609  
59,55x59,55 cm - 23,45"x23,45"



Gravite Nat. Peld. 60 G-2281  
Gravite Nat. Peld. Ang. 60 G-2299  
59,55x59,55 cm - 23,45"x23,45"

Available in all colours of collection  
Disponibles en todos los colores de la colección



Floor: Gravite Ivory Natural 59,55x59,55 cm

UNE-ENV 12633

CLASE 1

DIN 51130

R10

CONTENT OF RECYCLED MATERIAL  
CONTENIDO DE MATERIAL RECICLADO

40%


Series	Format&Thickness	Unit	Boxes/Pallet	m <sup>2</sup> /Pallet	m <sup>2</sup> /Box	Pieces/Box	Kg/Pallet	Kg/Box
Gravite Natural 60X60	59,55x59,55x0,74	m <sup>2</sup>	30	53,19	1,773	5	950	30,90
Gravite Nat. Mosaico 5X5	29,75x29,75	m <sup>2</sup>	36	31,86	0,885	10	686	18,42
Gravite Rodapie 60	7,3x59,55	pz	24	29,21	0,81	18	450	17,80



# GRUNGE



Floor: Grunge Grey Lappato 44,63x89,46 cm



Floor & Wall: Grunge Oxidum Lappato 59,55x119,3 cm



# GRUNGE

Porcelain Rectified High Variation Double Firing Thickness 0.74 cm  
 Porcelánico Rectificado Contraste de Tonalidad Bicocción Espesor 0.74 cm

MATCHING WALL TILES IN WALL TILE CATALOGUE  
 REVESTIMIENTO COORDINADO EN EL CATÁLOGO WALL TILES




Grunge Blue Lappato  
 59,55x119,3 cm - 23,45"x46,97"

G-3394



Grunge Blue Lappato  
 44,63x89,46 cm - 17,57"x35,22"

G-3274



Grunge Blue Lap. Mosaico 5x5  
 29,75x29,75 cm - 11,71"x11,71"

G-3638



Grunge Mix Lap. Espiga Mosaico  
 22,5x32,5 cm - 8,86"x12,79"

G-2187



Grunge Blue Lappato  
 59,55x59,55 cm - 23,45"x23,45"

G-3258



Grunge Grey Lappato  
 59,55x119,3 cm - 23,45"x46,97"

G-3394



Grunge Grey Lappato  
 44,63x89,46 cm - 17,57"x35,22"

G-3274



Grunge Grey Lap. Mosaico 5x5  
 29,75x29,75 cm - 11,71"x11,71"

G-3638




Grunge Grey Lappato  
 59,55x59,55 cm - 23,45"x23,45"

G-3258


## Skirtings | Rodapiés

## Steps | Peldaños



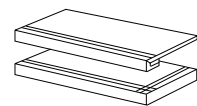
Grunge Lappato Rod. 45  
 7,3x44,63 cm - 2,87"x17,57"

G-2085



Grunge Lappato Rod. 60  
 7,3x59,55 cm - 2,87"x23,45"

G-2093



Grunge Lap. Grad. 120

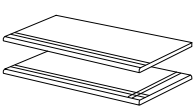
G-2795

Grunge Lap. Grad. Ang. 120

G-2815

59,55x119,3 cm - 23,45"x46,97"

59,55x119,3 cm - 23,45"x46,97"

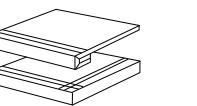


Grunge Lap. Peld. 120

G-2519

59,55x119,3 cm - 23,45"x46,97"

59,55x119,3 cm - 23,45"x46,97"



Grunge Lap. Grad. 60

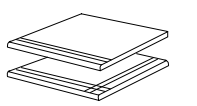
G-2559

Grunge Lap. Grad. Ang. 60

G-2609

59,55x59,55 cm - 23,45"x23,45"

59,55x59,55 cm - 23,45"x23,45"



Grunge Lap. Peld. 60

G-2281

Grunge Lap. Peld. Ang. 60

G-2299

59,55x59,55 cm - 23,45"x23,45"

59,55x59,55 cm - 23,45"x23,45"

Grunge Lap. Grad. 90

G-2603

Grunge Lap. Grad. Ang. 90

G-2623

44,63x89,46 cm - 17,57"x35,22"

44,63x89,46 cm - 17,57"x35,22"

Grunge Lap. Peld. 90

G-2303

Grunge Lap. Peld. Ang. 90

G-2315

44,63x89,46 cm - 17,57"x35,22"

44,63x89,46 cm - 17,57"x35,22"




Grunge Oxidum Lappato  
 59,55x119,3 cm - 23,45"x46,97"

G-3394



Grunge Oxidum Lappato  
 44,63x89,46 cm - 17,57"x35,22"

G-3274



Grunge Oxidum Lap. Mosaico 5x5  
 29,75x29,75 cm - 11,71"x11,71"

G-3638



Grunge Oxidum Lappato  
 59,55x59,55 cm - 23,45"x23,45"

G-3258

UNE-ENV 12633

CLASE 2

DIN 51130

R10

ANSI A 137.1-2012

DCOF>0.42

BS 7976

PTV > 24 Lappato Finish

CONTENT OF RECYCLED MATERIAL  
 CONTENIDO DE MATERIAL RECICLADO

40%


Series	Format&Thickness	Unit	Boxes/Pallet	m <sup>2</sup> /Pallet	m <sup>2</sup> /Box	Pieces/Box	Kg/Pallet	Kg/Box
Grunge Lap. 60x120	59,55x119,3x0,74cm	m <sup>2</sup>	30	42,63	1,421	2	780	25,23
Grunge Lap. 45x90	44,63x89,46x0,74cm	m <sup>2</sup>	27	53,89	1,996	5	980	35,44
Grunge Lap. 60x60	59,55x59,55x0,74cm	m <sup>2</sup>	30	53,19	1,773	5	950	30,90
Grunge Lap. Mos. 5x5	29,75x29,75cm	m <sup>2</sup>	36	31,86	0,885	10	686	18,42
Grunge Mix Espiga Mos.	22,5x32,5cm	pz	36	26,32	0,731	10	460	12,14
Grunge Lap. Ro-60	7,3x59,55cm	pz	24	29,21	1,217	28	686	27,61
Grunge Lap. Ro-45	7,3x44,63cm	pz	48	31,30	0,652	20	727	14,67



# IMARBLE

Porcelain    Rectified    Slight Variation    Double Firing  
 Porcelánico    Rectificado    Ligera Variación    Bicocción

MATCHING WALL TILES IN WALL TILE CATALOGUE  
 REVESTIMIENTO COORDINADO EN EL CATÁLOGO WALL TILES



Imarble Carrara Lappato  
 59,55x59,55 cm - 23,45"x23,45"

G-3330



Imarble Carrara Lap.  
 Mosaico 5x5  
 29,75x29,75 cm -  
 11,71"x11,71"

G-3666



Imarble Breccia Lappato  
 59,55x59,55 cm - 23,45"x23,45"

G-3330




Imarble Breccia Lap.  
 Mosaico 5x5  
 29,75x29,75 cm -  
 11,71"x11,71"

G-3666



Imarble Bahia Lappato  
 59,55x59,55 cm - 23,45"x23,45"

G-3330




Imarble Bahia Lap.  
 Mosaico 5x5  
 29,75x29,75 cm -  
 11,71"x11,71"

G-3666



Imarble Pulpis Lappato  
 59,55x59,55 cm - 23,45"x23,45"

G-3330



Imarble Pulpis Lap.  
 Mosaico 5x5  
 29,75x29,75 cm -  
 11,71"x11,71"

G-3666



Floor: Imarble Breccia Lappato 59,55x59,55 cm

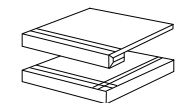
## Skirtings | Rodapiés



Imarble Lappato Rodapié  
 7,3x59,55 cm - 2,87"x23,45"

G- 2097

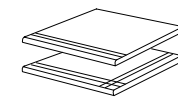
## Steps | Peldaños



Imarble Gradone  
 Imarble Gradone Ángulo  
 59,55x59,55 cm - 23,45"x23,45"

G-2559

G-2609



Imarble Peldaño  
 Imarble Peldaño Ángulo  
 59,55x59,55 cm - 23,45"x23,45"

G- 2281

G- 2299

Available in all colours of collection  
 Disponibles en todos los colores de la colección

UNE-ENV 12633

CLASE 2 - Lappato Finish

DIN 51130

R10 - Lappato Finish

ANSI A 137.1-2012

DCOF>0.42

CONTENT OF RECYCLED MATERIAL  
 CONTENIDO DE MATERIAL RECICLADO

51%

Series	Format&Thickness	Unit	Boxes/Pallet	m <sup>2</sup> /Pallet	m <sup>2</sup> /Box	Pieces/Box	Kg/Pallet	Kg/Box
Imarble Lappato	59,55x59,55x1,03	m2	30	31,890	1,063	3	800	25,90
Imarble Lap. Mos. 5X5	29,75x29,75	m2	36	22,284	0,619	7	480	12,93
Imarble. Lap. Ro	7,3x59,55	pz	24	19,440	0,810	18	441	17,81
Imarble Lap. Bend	58,11x34,47	m2	30	18,09	0,603	3	425	14,16



Floor: Imarble Carrara Lappato 59,55x59,55 cm\_Carrara Lappato Mosaico 5x5 29,75x29,75 cm



# IMPERIALE

Porcelain  
Porcelánico

Rectified  
Rectificado

Slight Variation  
Ligera Variación

Double Firing  
Bicocción



Imperiale Maple Pulido  
89,46x89,46 cm - 35,22"x35,22"



Imperiale Maple Pulido Taco  
7,3x7,3 cm - 2,87"x2,87"




Imperiale Maple Pulido  
44,63x44,63 cm - 17,57"x17,57"

## Skirtings | Rodapiés

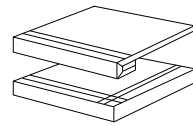


Imperiale Pulido Rodapié-90  
7,3x89,46 cm G-2141  
2,87"x35,22"



Imperiale Pulido Rodapié -45  
7,3x44,63 cm G-2085  
2,87"x17,57"

## Steps | Peldaños



Imperiale Pulido Gradone G- 2779  
Imperiale Pulido Gradone Ángulo G- 2829  
89,46x89,46 cm - 35,22"x35,22"

Imperiale Pulido Gradone G- 2559  
Imperiale Pulido Gradone Ángulo G- 2609  
44,63x44,63 cm - 17,57"x17,57"

Available in all colors of collection  
Disponible en todos los colores de la colección



Imperiale Walnut Pulido  
89,46x89,46 cm - 35,22"x35,22"



Imperiale Walnut Pulido Taco  
7,3x7,3 cm - 2,87"x2,87"



Imperiale Walnut Pulido  
44,63x44,63 cm - 17,57"x17,57"



Imperiale Centro Pulido - 4\*  
89,46x89,46 cm - 35,22"x35,22"



Imperiale Centro Pulido - 4 45x45\*  
44,63x44,63 cm - 17,57"x17,57"

\* 4 PIECES COMPOSITION. COMPOSICIÓN 4 PIEZAS: 89,46x89,46 cm TOTAL 179,1 X 179,1 cm  
\* 4 PIECES COMPOSITION. COMPOSICIÓN 4 PIEZAS: 44,63x44,63 cm TOTAL 89,46 X 89,46 cm



Floor: Imperiale Walnut Pulido\_Maple Pulido\_Centro Pulido 89,46x89,46 cm

\* It is recommended to place this product with a grout line of 2 mm thickness  
Se recomienda colocar este producto con una junta de separación de 2 mm

Recommended for residential use /  
Recomendado para uso residencial  
CONTENT OF RECYCLED MATERIAL  
CONTENIDO DE MATERIAL REICLADO

40%

Series	Format&Thickness	Unit	Boxes/Pallet	m²/Pallet	m²/Box	Pieces/Box	Kg/Pallet	Kg/Box
Imperiale Pulido 90x90	89,46x89,46x1,19	m2	36	28,8	0,8	1	822	21,91
Imperiale Pulido 45x45	44,63x44,63x1,01	m2	68	67,728	0,996	5	1650	23,93
Imperiale Centro Pulido-4	89,46x89,46x1,19	pz	36	28,8	0,8	1	822	21,91
Imperiale Centro Pulido-4	44,63x44,63x1,01	pz	34	27,098	0,797	4	641,494	18,191
Imperiale Pul Ro-45	7,3x44,63	pz	48	22,656	0,472	14	506,48	10,26
Imperiale Pul Ro-90	7,3x89,46	pz	15	15,675	1,045	16	409,19	26,346
Imperiale Pul Taco	7,3x7,3	pz	144	24,336	0,169	30	552,56	3,74



# INSIGNIA





# INSIGNIA

Porcelain    Rectified    Slight Variation    Double Firing  
 Porcelánico    Rectificado    Ligera Variación    Bicocción



**Insignia Ivory Pulido**  
 89,46x89,46 cm - 35,22"x35,22"

G-3466



**Insignia Ivory Pulido Taco**  
 7,3x7,3 cm - 2,87"x2,87"

G-2045




**Insignia Ivory Pulido**

44,63x44,63 cm - 17,57"x17,57"

G-3330

## Skirtings | Rodapiés



**Insignia Pulido Rodapié-90**

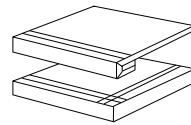
7,3x89,46 cm    G-2141  
 2,87"x35,22"



**Insignia Pulido Rodapié -45**

7,3x44,63 cm    G-2085  
 2,87"x17,57"

## Steps | Peldaños



**Insignia Pulido Gradone**

G- 2779

**Insignia Pulido Gradone Ángulo**

G- 2829

89,46x89,46 cm - 35,22"x35,22"

**Insignia Pulido Gradone**

G- 2559

**Insignia Pulido Gradone Ángulo**

G- 2609

44,63x44,63 cm - 17,57"x17,57"

Available in all colors of collection /  
 Disponible en todos los colores de la colección



**Insignia Brown Pulido**  
 89,46x89,46 cm - 35,22"x35,22"

G-3466



**Insignia Brown Pulido Taco**  
 7,3x7,3 cm - 2,87"x2,87"

G-2045



**Insignia Brown Pulido**

44,63x44,63 cm - 17,57"x17,57"

G-3330



**Insignia Centro Pulido - 4\***

89,46x89,46 cm - 35,22"x35,22"

G-2585



**Insignia Centro Pulido - 4 45x45\***

44,63x44,63 cm - 17,57"x17,57"

G-2155

\* 4 PIECES COMPOSITION. COMPOSICIÓN 4 PIEZAS: 89,46x89,46 cm    TOTAL 179,1 X 179,1 cm  
 \* 4 PIECES COMPOSITION. COMPOSICIÓN 4 PIEZAS: 44,63x44,63 cm    TOTAL 89,46 X 89,46 cm



Floor: Insignia Ivory Pulido\_Centro Pulido 89,46x89,46 cm

\* It is recommended to place this product with a grout line of 2 mm thickness  
 Se recomienda colocar este producto con una junta de separación de 2 mm

Recommended for residential use /  
 Recomendado para uso residencial  
 CONTENT OF RECYCLED MATERIAL  
 CONTENIDO DE MATERIAL RECICLADO

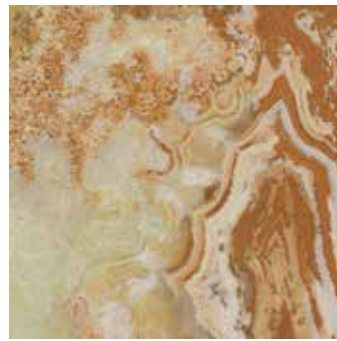
40%

Series	Format&Thickness	Unit	Boxes/Pallet	m²/Pallet	m³/Box	Pieces/Box	Kg/Pallet	Kg/Box
Insignia Pulido 90x90	89,46x89,46x1,19	m²	36	28,8	0,8	1	822	21,91
Insignia Pulido 45x45	44,63x44,63x1,01	m²	68	67,728	0,996	5	1650	23,925
Insignia Centro Pulido-4	89,46x89,46x1,19	pz	36	28,8	0,8	1	822	21,91
Insignia Centro Pulido-4	44,63x44,63x1,01	pz	34	27,1	0,797	4	641,494	18,191
Insignia Pul Ro-45	7,3x44,63	pz	48	22,656	0,472	14	506,48	10,26
Insignia Pul Ro-90	7,3x89,46	pz	15	15,675	1,045	16	407,525	26,235
Insignia Pul Taco	7,3x7,3	pz	144	24,336	0,169	30	552,56	3,74




# INSTANT GRES

Gres High Variation Digital  
 Gres Contraste de Tonalidad Digital



Instant Beige Gres\*  
 49,1x49,1 cm - 19,3"x19,3" G-912



Instant Azul Gres\*  
 49,1x49,1 cm - 19,3"x19,3" G-912



\* Instant Beige and Azul Gres creates a patchwork effect. The 40 different patterns come randomly within a box.  
 \* Instant Beige y Azul Gres crean un efecto mosaico. Las 40 decoraciones diferentes vienen aleatoriamente en una caja.

MATCHING WALL TILES IN WALL TILE CATALOGUE  
 REVESTIMIENTO COORDINADO EN EL CATÁLOGO WALL TILES

Skirtings | Rodapiés



Instant Gres Rodapié-50  
 8x49,1 cm G-690  
 3,15"x19,3"

# BULDER GRES

Gres Slight Variation Digital  
 Gres Ligera Variación Digital



Bulder Nacár Gres PEI-IV  
 49,1x49,1 cm - 19,3"x19,3" G-900



Bulder Ambar Gres PEI-IV  
 49,1x49,1 cm - 19,3"x19,3" G-900



Bulder Grey Gres PEI-IV  
 49,1x49,1 cm - 19,3"x19,3" G-900


MATCHING WALL TILES IN WALL TILE CATALOGUE  
 REVESTIMIENTO COORDINADO EN EL CATÁLOGO WALL TILES

Skirtings | Rodapiés



Bulder Gres Rodapié -50  
 8x49,1 cm - 3,15"x19,3" G-690

Series	Format&Thickness	Unit	Boxes/Pallet	m <sup>2</sup> /Pallet	m <sup>2</sup> /Box	Pieces/Box	Kg/Pallet	Kg/Box
Instant / Bulder Gres	49,1x49,1x0,95	m2	24	34,56	1,44	6	721	29,46
Instant /Bulder Gres Rodapié	8x49,1	pz	40	32,00	0,80	20	661	16,18



Floor: Instant Beige Gres 49,1x49,1 cm



# ISEN

Porcelain Straight Edge Slight Variation Double Firing  
 Porcelánico Ángulo Recto Ligera Variación Bicocción

MATCHING WALL TILES IN WALL TILE CATALOGUE  
 REVESTIMIENTO COORDINADO EN EL CATÁLOGO WALL TILES



Isen Ivory Natural  
 100x100 cm - 39,37"x39,37"

G-3220



Isen Ivory Natural  
 50x100 cm - 16,69"x39,37"

G-3140



Isen Ivory Natural  
 Mosaico 5x5  
 29,75x29,75 cm -  
 11,71"x11,71"

G-3558




Isen Beige Natural  
 100x100 cm - 39,37"x39,37"

G-3220



Isen Beige Natural  
 50x100 cm - 16,69"x39,37"

G-3140



Isen Beige Natural  
 Mosaico 5x5  
 29,75x29,75 cm -  
 11,71"x11,71"

G-3558



Isen Grey Natural  
 100x100 cm - 39,37"x39,37"

G-3220



Isen Grey Natural  
 50x100 cm - 16,69"x39,37"

G-3140



Isen Grey Natural  
 Mosaico 5x5  
 29,75x29,75 cm -  
 11,71"x11,71"

G-3558

## Skirtings | Rodapiés



Isen Natural Rodapié\*  
 8x50 cm - 3,15"x19,69"

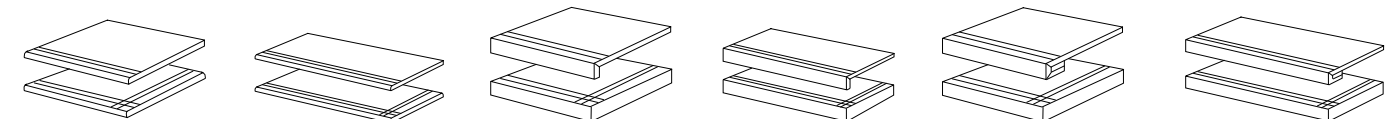
G-2071

Isen Natural Rodapié\*  
 8x100 cm - 3,15"x39,37"

G-2115

Available in all colours of collection / Disponibles en todos los colores de la colección

## Steps | Peldaños



Isen Nat.Peldaño  
 Isen Nat.Peldaño Ang.

G- 2541  
 G- 2623

Isen Nat.Peldaño 100  
 Isen Nat.Peldaño Ang.

G- 2337  
 G- 2375

Isen Nat.Tipo L-100  
 Isen Nat.Tipo L Ang.

G- 2815

Isen Nat.Tipo L-100  
 Isen Nat.Tipo L Ang.

G- 2609  
 G- 2585

Isen Nat.Gradone 100  
 Isen Nat.Gradone Ang.

G- 2503  
 G- 2779

Isen Nat.Gradone 100  
 Isen Nat.Gradone Ang.

G- 2723  
 G- 2655



Floor: Isen Grey Natural 50x100 cm

UNE-ENV 12633

CLASE 1

DIN 51130

R9

ANSI A 137.1-2012

DCOF>0.57

CONTENT OF RECYCLED MATERIAL  
 CONTENIDO DE MATERIAL RECICLADO

48%

Series	Format&Thickness	Unit	Boxes/Pallet	m <sup>2</sup> /Pallet	m <sup>2</sup> /Box	Pieces/Box	Kg/Pallet	Kg/Box
Isen 50X100	50x100x1	m <sup>2</sup>	27	40,500	1,500	3	950	34,44
Isen 100X100	100x100x1	m <sup>2</sup>	40	40	1	1	1000	24,10
Isen Nat. Mos.5X5	29,75x29,75	m <sup>2</sup>	36	22,284	0,619	7	480	12,93
Isen Nat. Ro-100	8x100	pz	16	19,200	1,200	15	416	25,12
Isen Nat. Ro-50	8x50	pz	24	13,440	0,560	14	302	12,00



# JACQUARD





# JACQUARD

Porcelain Porcelánico  
 Rectified Rectificado  
 Slight Variation Ligera Variación  
 Double Firing Biccocción  
 Thickness 0,74 cm Espesor 0,74 cm

MATCHING WALL TILES IN WALL TILE CATALOGUE  
 REVESTIMIENTO COORDINADO EN EL CATÁLOGO WALL TILES




Jacquard Ivory Natural  
 89,46x89,46 cm - 35,22"x35,22"

G-3372




Jacquard Ivory Natural  
 59,55x59,55 cm - 23,45"x23,45"



G-3194



Jacquard Ivory Nat.  
 Mos. Broken 2,1x2,1 G-3756  
 29,75x29,75 cm - 11,71"x11,71"



Jacquard Ivory Nat.  
 Mosaico 5x5 G-3638  
 29,75x29,75 cm - 11,71"x11,71"



Jacquard Ivory Natural Damasco  
 59,55x59,55 cm - 23,45"x23,45"

G-2465




Jacquard Grey Natural  
 89,46x89,46 cm - 35,22"x35,22"

G-3372



Jacquard Grey Natural  
 59,55x59,55 cm - 23,45"x23,45"


G-3194



Jacquard Grey Nat.  
 Mos. Broken 2,1x2,1 G-3756  
 29,75x29,75 cm - 11,71"x11,71"



Jacquard Grey Nat.  
 Mosaico 5x5 G-3638  
 29,75x29,75 cm - 11,71"x11,71"



Jacquard Grey Natural Damasco  
 59,55x59,55 cm - 23,45"x23,45"

G-2465

UNE-ENV 12633

CLASE 1

DIN 51130

R10

ANSI A 137.1-2012

DCOF>0.42

BS 7976

PTV > 24

CONTENT OF RECYCLED MATERIAL  
 CONTENIDO DE MATERIAL RECICLADO

39%

Series	Format&Thickness	Unit	Boxes/Pallet	m <sup>2</sup> /Pallet	m <sup>2</sup> /Box	Pieces/Box	Kg/Pallet	Kg/Box
Jacquard Natural 90X90	89,46x89,46x0,74	m2	20	32,02	1,601	2	583	27,50
Jacquard Natural 60X60	59,55x59,55x0,74	m2	30	53,19	1,773	5	950	30,90
Jacquard Nat. Damasco	59,55x59,55x0,74	m2	30	53,19	1,773	5	950	30,90
Jacquard Nat. Mosaico 5X5	29,75x29,75	m2	36	31,86	0,885	10	686	18,42
Jacquard Nat. Mos. Broken 2,1	29,75x29,75	m2	36	31,86	0,885	10	686	18,42
Jacquard Rodapie 90	7,3x89,46	pz	15	25,50	1,700	26	662	42,61
Jacquard Rodapie 60	7,3x59,55	pz	24	29,21	0,81	18	450	17,80



Floor: Jacquard Grey Nat. Damasco 59,55x59,55 cm



# JACQUARD


Porcelain    Rectified    Slight Variation    Double Firing    Thickness 0,74 cm  
 Porcelánico    Rectificado    Ligera Variación    Biccocción    Espesor 0,74 cm




Jacquard Vison Natural  
 89,46x89,46 cm - 35,22"x35,22"



Jacquard Vison Natural  
 59,55x59,55 cm - 23,45"x23,45"





Jacquard Vison Nat.  
 Mos. Broken 2,1x2,1G-3756  
 29,75x29,75 cm - 11,71"x11,71"



Jacquard Vison Nat.  
 Mosaico 5x5 G-3638  
 29,75x29,75 cm - 11,71"x11,71"



Jacquard Vison Natural Damasco  
 59,55x59,55 cm - 23,45"x23,45"



Floor: Jacquard Vison Natural 59,55x59,55 cm    Wall: Jacquard Ivory\_Ivory Forbo\_Vison 44,63x119,3 cm-Altair Gold Lista 1x119,3 cm

UNE-ENV 12633

CLASE 1

DIN 51130

R10

ANSI A 137.1-2012

DCOF>0.42

BS 7976

PTV > 24

CONTENT OF RECYCLED MATERIAL  
 CONTENIDO DE MATERIAL RECICLADO

39%

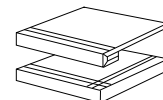
## Skirtings | Rodapiés



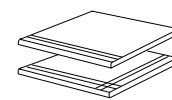
Jacquard Natural Rodapié 90 G-2125  
 7,3x89,46 cm - 2,87"x35,22"

Jacquard Natural Rodapié 60 G-2093  
 7,3x59,55 cm - 2,87"x23,45"

## Steps | Peldaños



Jacquard Nat. Grad. 90 G-2779  
 Jacquard Nat. Grad. Ang. 90 G-2829  
 89,46x89,46 cm - 35,22"x35,22"



Jacquard Nat. Peld. 90 G-2585  
 Jacquard Nat. Peld. Ang. 90 G-2609  
 89,46x89,46 cm - 35,22"x35,22"

Jacquard Nat. Grad. 60 G-2559  
 Jacquard Nat. Grad. Ang. 60 G-2609  
 59,55x59,55 cm - 23,45"x23,45"

Jacquard Nat. Peld. 60 G-2281  
 Jacquard Nat. Peld. Ang. 60 G-2299  
 59,55x59,55 cm - 23,45"x23,45"



# KILIM





# KILIM

Porcelain Porcelánico  
 Rectified Rectificado  
 High Variation Contraste de Tonalidad  
 Double Firing Bicocción  
 Thickness 0,74 cm Espesor 0,74 cm


MATCHING WALL TILES IN WALL TILE CATALOGUE  
 REVESTIMIENTO COORDINADO EN EL CATÁLOGO WALL TILES



Kilim Nain Natural  
 59,55x59,55 cm - 23,45"x23,45" G-3258

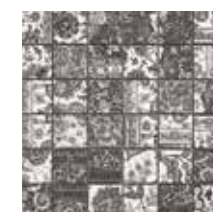


Kilim Nain Nat. Mos. 5x5  
 29,75x29,75 cm G-3638  
 11,71"x11,71"



Kilim Black Natural  
 59,55x59,55 cm - 23,45"x23,45" G-3258

Kilim Nain & Black Natural consist of the above 12 patterns.  
 Kilim Nain & Black Natural se componen de estas 12 decoraciones.



Kilim Black Nat. Mos. 5x5  
 29,75x29,75 cm G-3638  
 11,71"x11,71"



# KILIM

Porcelain    Rectified    High Variation    Double Firing    Thickness 0,74 cm  
 Porcelánico    Rectificado    Contraste de Tonalidad    Biccocción    Espesor 0,74 cm



Kilim Single Natural  
59,55x59,55 cm - 23,45"x23,45"

G-3258



Kilim Single Nat. Mos. 5x5  
29,75x29,75 cm  
11,71"x11,71"

G-3638

Kilim Single Natural consists of 1 pattern  
Kilim Single Natural consiste en 1 diseño único



Baffin Beige Natural  
59,55x59,55 cm - 23,45"x23,45"


G-3220



Baffin Beige Natural Mosaico 5x5  
29,75x29,75 cm  
11,71"x11,71"

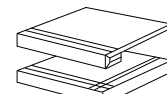
G-3638

## Skirtings | Rodapiés

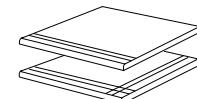


Kilim Natural Ro-60    G-2091  
7,3x59,55 cm - 2,87"x23,45"

## Steps | Peldaños



Kilim Nat. Grad.    G-2559  
Kilim Nat. Grad. Ang.    G-2609  
59,55x59,55 cm - 23,45"x23,45"



Kilim Nat. Peld.    G-2281  
Kilim Nat. Peld. Ang.    G-2299  
59,55x59,55 cm - 23,45"x23,45"

UNE-ENV 12633

CLASE 1

DIN 51130

R10

CONTENT OF RECYCLED MATERIAL  
CONTENIDO DE MATERIAL RECICLADO

40%

Series	Format&Thickness	Unit	Boxes/Pallet	m <sup>2</sup> /Pallet	m <sup>2</sup> /Box	Pieces/Box	Kg/Pallet	Kg/Box
Kilim Natural 60x60	59,55x59,55x0,74	m <sup>2</sup>	30	53,19	1,773	5	950	30,90
Kilim Nat. Mos. 5x5	29,75x29,75	m <sup>2</sup>	36	31,86	0,885	10	686	18,42
Kilim Rodapie 60	7,3x59,55	pz	24	29,21	1,217	28	686	27,61
Baffin Nat. 60x60	59,55x59,55x0,74	m <sup>2</sup>	30	53,19	1,773	5	950	30,90



Floor: Kilim Single Natural 59,55x59,55 cm



# KILIM PULIDO

Porcelain    Rectified    High Variation    Double Firing    Thickness 0,74 cm  
 Porcelánico    Rectificado    Contraste de Tonalidad    Bicoloración    Espesor 0,74 cm




Kilim Nain Pulido\*  
 89,46x89,46 cm - 35,22"x35,22"    G-3442

\*Kilim Single Natural consists of 12 aleatory patterns  
 Kilim Single Natural consiste en 12 decoraciones diferentes aleatorias.



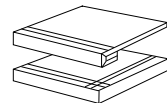
Kilim Nain Pul. Mos. 5x5    G-3756  
 29,75x29,75 cm    11,71"x11,71"

## Skirtings | Rodapiés



Kilim Nain Pul. Ro-90    G-2141  
 7,3x89,46 cm 2,87"x35,22"

## Steps | Peldaños




Kilim Nain Pul. Grad.    G-2779  
 Kilim Nain Pul. Grad. Ang.    G-2829  
 89,46x89,46 cm - 35,22"x35,22"

Recommended for residential use /  
 Recomendado para uso residencial  
 CONTENT OF RECYCLED MATERIAL  
 CONTENIDO DE MATERIAL RECICLADO

42%

Series	Format&Thickness	Unit	Boxes/Pallet	m <sup>2</sup> /Pallet	m <sup>2</sup> /Box	Pieces/Box	Kg/Pallet	Kg/Box
Kilim Pulido 90x90	89,46x89,46x0,74	m2	20	32,02	1,601	2	610	28,85
Kilim Pul. Mos. 5x5	29,75x29,75	m2	36	31,86	0,885	10	686	18,42
Kilim Rodapie 90	7,3x89,46	pz	15	19,59	1,306	20	516	32,85



Floor: Kilim Nain Pulido 89,46x89,46 cm



# EQUOS

Porcelain Straight Edge Slight Variation  
 Porcelánico Ángulo Recto Ligera Variación



Equos Oak Natural  
 59,2x59,2 cm - 23,30"x23,30"

G-3132



Equos Brown  
 59,2x59,2 cm - 23,30"x23,30"

G-3158



Floor: Equos Brown 59,2x59,2 cm

# KINGDOM

Porcelain Straight Edge High Variation Baron Slight Variation Duke/Sir  
 Porcelánico Ángulo Recto Contraste de Tonalidad Ligera Variación



Kingdom Baron Stamp Natural  
 59,2x59,2 cm - 23,3"x23,3"

G-3158

Kingdom Baron Stamp Natural consists of 10 different aleatory patterns /  
 Kingdom Baron Stamp Natural consiste en 10 decoraciones diferentes aleatorias



Kingdom Duke Stamp Natural  
 59,2x59,2 cm - 23,3"x23,3"

G-3158

Kingdom Duke Stamp Natural consists of 14 different aleatory patterns /  
 Kingdom Duke Stamp Natural consiste en 14 decoraciones diferentes aleatorias



Lumber Vestige Nat.  
 15,7x59,2 cm  
 6,18"x23,3"

G-3142



Kingdom Sir Stamp Natural  
 59,2x59,2 cm - 23,3"x23,3"

G-3158

Kingdom Sir Stamp Natural consists of 10 different aleatory patterns /  
 Kingdom Sir Stamp Natural consiste en 10 decoraciones diferentes aleatorias



Lord Oak Natural  
 59,2x59,2 cm - 23,30"x23,30"

G-3132

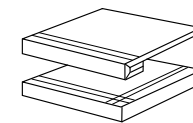
## Skirtings | Rodapiés



Lord Rodapiés  
 8x59,2 cm - 3,15"x23,30"

G-2071

## Steps | Peldaños



Lord Gradone  
 Lord Gradone Ángulo  
 59,2x59,2 cm - 23,30"x23,30"

G-2559  
 G-2609

Recommended for residential use /  
 Recomendado para uso residencial

UNE-ENV 12633

### CLASE 1 - Natural Finish

CONTENT OF RECYCLED MATERIAL  
 CONTENIDO DE MATERIAL RECICLADO

40%

Recommended for residential use /  
 Recomendado para uso residencial  
 CONTENT OF RECYCLED MATERIAL  
 CONTENIDO DE MATERIAL RECICLADO

40%

Series	Format&Thickness	Unit	Boxes/Pallet	m <sup>2</sup> /Pallet	m <sup>2</sup> /Box	Pieces/Box	Kg/Pallet	Kg/Box
Equos Brown	59,2x59,2x0,96	m2	24	33,648	1,402	4	780	31,54
Equos Oak Natural	59,2x59,2x0,96	m2	24	33,648	1,402	4	780	31,54

Series	Format&Thickness	Unit	Boxes/Pallet	m <sup>2</sup> /Pallet	m <sup>2</sup> /Box	Pieces/Box	Kg/Pallet	Kg/Box
Kingdom Baron Stamp Nat.	59,2x59,2x0,96	m2	24	33,648	1,402	4	780	31,543
Kingdom Duke Stamp Nat.	59,2x59,2x0,96	m2	24	33,648	1,402	4	780	31,543
Lord Nat.	59,2x59,2x0,96	m2	24	33,648	1,402	4	780	31,543
Kingdom Sir Stamp Nat	59,2x59,2x0,96	m2	24	33,648	1,402	4	780	31,543



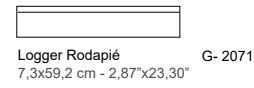
# LOGGER

Porcelain Straight Edge Moderate Variation  
 Porcelánico Ángulo Recto Moderada Variación

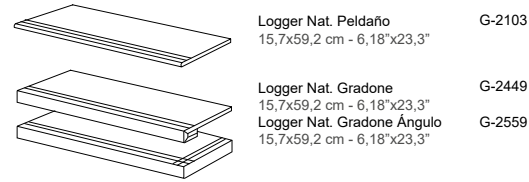


Logger Maple Natural 15,7x59,2 cm 6,18"x23,3" G-3142  
 Logger Oak Natural 15,7x59,2 cm 6,18"x23,3" G-3142  
 Logger Walnut Natural 15,7x59,2 cm 6,18"x23,3" G-3142

## Skirtings | Rodapiés



## Steps | Peldaños



Available in all colours of collection / Disponibles en todos los colores de la colección



Floor: Logger Maple Natural 15,7x59,2 cm

UNE-ENV 12633

CLASE 1

CONTENT OF RECYCLED MATERIAL  
 CONTENIDO DE MATERIAL RECICLADO

48%

Series	Format&Thickness	Unit	Boxes/Pallet	m <sup>2</sup> /Pallet	m <sup>2</sup> /Box	Pieces/Box	Kg/Pallet	Kg/Box
Logger	15,7x59,2x0,95	m2	36	36,792	1,022	11	765,43	20,87
Logger Rodapié	7,3x59,2	pz	24	18,720	0,780	18	441,42	17,81

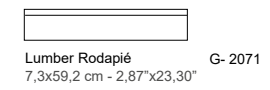
# LUMBER

Porcelain Straight Edge High Variation  
 Porcelánico Ángulo Recto Contraste de Tonalidad




Lumber Ice Natural 15,7x59,2 cm 6,18"x23,3" G-3142  
 Lumber Vestige Natural 15,7x59,2 cm 6,18"x23,3" G-3142  
 Lumber Dark Natural 15,7x59,2 cm 6,18"x23,3" G-3142

## Skirtings | Rodapiés



## Steps | Peldaños



Available in all colours of collection / Disponibles en todos los colores de la colección



Floor: Lumber Ice Natural 15,7x59,2 cm

UNE-ENV 12633

CLASE 1

ANSI A 137.1-2012

DCOF>=0.40 Lumber Ice

CONTENT OF RECYCLED MATERIAL  
 CONTENIDO DE MATERIAL RECICLADO

50%

Series	Format&Thickness	Unit	Boxes/Pallet	m <sup>2</sup> /Pallet	m <sup>2</sup> /Box	Pieces/Box	Kg/Pallet	Kg/Box
Lumber	15,7x59,2x0,95	m <sup>2</sup>	36	36,792	1,022	11	765,43	20,87
Lumber Rodapié	7,3x59,2	pz	24	18,720	0,780	18	441,42	17,81



# LUXOR



Floor: Luxor Royal Black Pulido 89,46x89,46 cm Wall: Luxor Verrier Ornato 44,63x119,3 cm



# LUXOR

Porcelain    Rectified    High Variation    Double Firing    Thickness 0,74 cm  
 Porcelánico    Rectificado    Contraste de Tonalidad    Bicocción    Espesor 0,74 cm

MATCHING WALL TILES IN WALL TILE CATALOGUE  
 REVESTIMIENTO COORDINADO EN EL CATÁLOGO WALL TILES




Luxor Ilusion White Pulido  
 89,46x89,46 cm - 35,22"x35,22"

G-3442



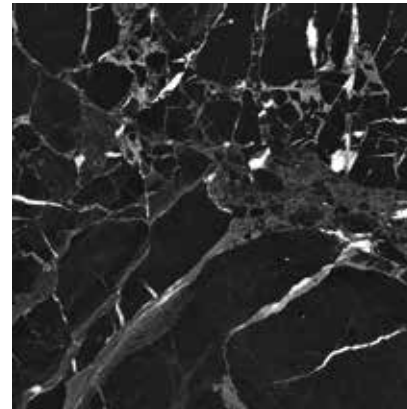
Luxor Ilusion White Pulido  
 59,55x59,55 cm - 23,45"x23,45"

G-3298




Luxor Royal Black Pulido  
 89,46x89,46 cm - 35,22"x35,22"

G-3442




Luxor Royal Black Pulido  
 59,55x59,55 cm - 23,45"x23,45"

G-3298



Luxor Stamp Pulido\*  
 89,46x89,46 cm - 35,22"x35,22"

G-3456



Luxor Stamp Pulido\*  
 59,55x59,55 cm - 23,45"x23,45"

G-3314

\*Luxor Stamp Pulido consists of 10 different aleatory patterns |  
 \*Luxor Stamp Pulido se compone de 10 decoraciones diferentes aleatorias



Floor: Luxor Stamp Pulido 89,46x89,46 cm

Recommended for residential use  
 Recomendado para uso residencial  
 CONTENT OF RECYCLED MATERIAL  
 CONTENIDO DE MATERIAL RECICLADO

44%

Series	Format&Thickness	Unit	Boxes/Pallet	m <sup>2</sup> /Pallet	m <sup>2</sup> /Box	Pieces/Box	Kg/Pallet	Kg/Box
Luxor Pulido 90X90	89,46x89,46x0,74	m2	20	32,02	1,601	2	590	28,36
Luxor Pulido 60X60	59,55x59,55x0,74	m2	30	53,19	1,773	5	950	30,90
Luxor Pul. Rodapie 90	7,3x89,46	pz	15	15,67	1,045	16	418	26,36
Luxor Pul. Rodapie 60	7,3x59,55	pz	24	19,44	0,81	18	450	17,81



# LUXOR

Porcelain    Rectified    High Variation    Double Firing    Thickness 0,74 cm  
 Porcelánico    Rectificado    Contraste de Tonalidad    Bicoloración    Espesor 0,74 cm



Luxor Quartzite Aurora Pulido  
 89,46x89,46 cm - 35,22"x35,22"

G-3442



Luxor Quartzite Aurora Pulido  
 59,55x59,55 cm - 23,45"x23,45"

G-3298



Luxor Centro Pulido\*  
 89,46x89,46 cm - 35,22"x35,22"

G-2585



Luxor Centro Pulido\*  
 59,55x59,55 cm - 23,45"x23,45"

G-2243

\*Luxor Centro Pulido consists of 12 different aleatory patterns |  
 \*Luxor Centro Pulido se compone de 12 decoraciones diferentes aleatorias

## Skirtings | Rodapiés



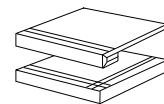
Luxor Pulido Rodapié 90  
 7,3x89,46 cm - 2,87"x35,22"

G-2141

Luxor Pulido Rodapié 60  
 7,3x59,55 cm - 2,87"x23,45"

G-2071

## Steps | Peldaños



Luxor Pulido Grad. 90  
 Luxor Pulido Grad. Ang. 90  
 89,46x89,46 cm - 35,22"x35,22"

G-2779

G-2829

Luxor Pulido Grad. 60  
 Luxor Pulido Grad. Ang. 60  
 59,55x59,55 cm - 23,45"x23,45"

G-2559

G-2609

Recommended for residential use  
 Recomendado para uso residencial  
 CONTENT OF RECYCLED MATERIAL  
 CONTENIDO DE MATERIAL RECICLADO

44%



Floor: Luxor Quartzite Aurora Pulido 89,46x89,46 cm



# MAGMA





# MAGMA

Porcelain    Rectified    High Variation    Double Firing    Thickness 0,74 cm  
 Porcelánico    Rectificado    Contraste de Tonalidad    Bicocción    Espesor 0,74 cm

MATCHING WALL TILES IN WALL TILE CATALOGUE  
 REVESTIMIENTO COORDINADO EN EL CATÁLOGO WALL TILES



Magma Ivory Pulido  
 59,55x119,3 cm - 23,45"x46,97"

G-3442



Magma Beige Pulido  
 59,55x119,3 cm - 23,45"x46,97"

G-3442



Magma Emerald Pulido  
 59,55x119,3 cm - 23,45"x46,97"

G-3442



Magma Ivory Pulido  
 59,55x59,55 cm - 23,45"x23,45"

G-3298



Magma Beige Pulido  
 59,55x59,55 cm - 23,45"x23,45"

G-3298



Magma Emerald Pulido  
 59,55x59,55 cm - 23,45"x23,45"

G-3298



Magma Centro Pulido\*  
 59,55x59,55 cm - 23,45"x23,45"

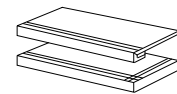
G-2243

\*Magma Centro Pulido consists of 12 different aleatory patterns |  
 \*Magma Centro Pulido se compone de 12 decoraciones diferentes aleatorias

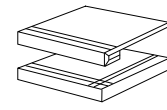
## Skirtings | Rodapiés

Magma Pul. Rodapié 60    G-2071  
 7,3x59,55 cm - 2,87"x23,45"

## Steps | Peldaños



Magma Pul. Grad. 120    G-2723  
 Magma Pul. Grad. Ang. 120    G-2745  
 29,67x119,3 cm - 11,68"x46,97"



Magma Pul. Grad. 60    G-2559  
 Magma Pul. Grad. Ang. 60    G-2609  
 59,55x59,55 cm - 23,45"x23,45"

Recommended for residential use  
 Recomendado para uso residencial  
 CONTENT OF RECYCLED MATERIAL  
 CONTENIDO DE MATERIAL RECICLADO

41%

Series	Format&Thickness	Unit	Boxes/Pallet	m <sup>2</sup> /Pallet	m <sup>2</sup> /Box	Pieces/Box	Kg/Pallet	Kg/Box
Magma Pulido 120	59,55x119,3x0,74	m <sup>2</sup>	30	42,63	1,421	2	780	25,23
Magma Pulido 60	59,55x59,55x0,74	m <sup>2</sup>	30	53,19	1,773	5	950	30,90
Magma Centro Pulido	59,55x59,55x0,74	m <sup>2</sup>	30	53,19	1,773	5	950	30,90
Magma Pul. Rodapie 60	7,3x59,55	pz	24	19,44	0,81	18	450	17,81



Floor: Magma Ivory Pulido 59,55x119,3 cm-Magma Centro Pulido 59,55x59,55 cm-Magma Ivory Pul. Gradone 120



# MARBOX

Porcelain    Rectified    Slight Variation    Double Firing    Thickness 0,74 cm  
 Porcelánico    Rectificado    Ligera Variación    Bicocción    Espesor 0,74 cm

MATCHING WALL TILES IN WALL TILE CATALOGUE  
 REVESTIMIENTO COORDINADO EN EL CATÁLOGO WALL TILES



Marbox Travertine Natural  
 59,55x59,55 cm - 23,45"x23,45"

G-3194



Marbox Travertine Nat. Mosaico 5x5  
 29,75x29,75 cm - 11,71"x11,71"

G-3638



Marbox Serpentine Natural  
 59,55x59,55 cm - 23,45"x23,45"

G-3194




Marbox Serpentine Nat. Mosaico 5x5  
 29,75x29,75 cm - 11,71"x11,71"

G-3638



Marbox Calacatta Natural  
 59,55x59,55 cm - 23,45"x23,45"

G-3194




Marbox Calacatta Nat. Mosaico 5x5  
 29,75x29,75 cm - 11,71"x11,71"

G-3638



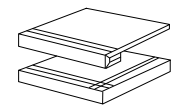
Floor: Marbox Calacatta Natural 59,55x59,55 cm

## Skirtings | Rodapiés

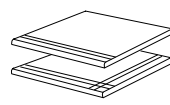


Marbox Natural Rodapié 60    G-2093  
 7,3x59,55 cm - 2,87"x23,45"

## Steps | Peldaños



Marbox Nat. Grad. 60    G-2559  
 Marbox Nat. Grad. Ang. 60    G-2609  
 59,55x59,55 cm - 23,45"x23,45"



Marbox Nat. Peld. 60    G-2281  
 Marbox Nat. Peld. Ang. 60    G-2299  
 59,55x59,55 cm - 23,45"x23,45"

UNE-ENV 12633

CLASE 1

DIN 51130

R10

ANSI A 137.1-2012

DCOF>0.42

CONTENT OF RECYCLED MATERIAL  
 CONTENIDO DE MATERIAL RECIKLADO

37%

Series	Format&Thickness	Unit	Boxes/Pallet	m <sup>2</sup> /Pallet	m <sup>2</sup> /Box	Pieces/Box	Kg/Pallet	Kg/Box
Marbox Natural 60X60	59,55x59,55x0,74	m2	30	53,19	1,773	5	950	30,90
Marbox Nat. Mosaico 5X5	29,75x29,75	m2	36	31,86	0,885	10	686	18,42
Marbox Rodapie 60	7,3x59,55	pz	24	29,21	0,81	18	450	17,81



Floor: Marbox Travertine Natural 59,55x59,55 cm    Wall: Marbox Travertine\_Travertine Square 44,63x119,3 cm



# METALLIC






# METALLIC

Porcelain Rectified Moderate Variation Double Firing  
Porcelánico Rectificado Moderada Variación Bicocción

MATCHING WALL TILES IN WALL TILE CATALOGUE  
 REVESTIMIENTO COORDINADO EN EL CATÁLOGO WALL TILES



**Metallic White Natural**  
 99,55x99,55 cm - 39,19"x39,19"

G-3268



**Metallic White Natural**  
 49,75x99,55 cm - 19,59"x39,19"

G-3162



**Metallic White Nat.**  
 Mosaico Hexagonal G-2143  
 28x30 cm  
 11,02"x11,81"



**Metallic White Nat.**  
 Mosaico 5x5 G-3558  
 29,75x29,75 cm  
 11,71"x11,71"

G-3558



**Metallic Grey Natural**  
 99,55x99,55 cm - 39,19"x39,19"

G-3268




**Metallic Grey Natural**  
 49,75x99,55 cm - 19,59"x39,19"

G-3162



**Metallic Grey Nat.**  
 Mosaico Hexagonal G-2143  
 28x30 cm  
 11,02"x11,81"



**Metallic Grey Nat.**  
 Mosaico 5x5 G-3558  
 29,75x29,75 cm  
 11,71"x11,71"

G-3558



**Metallic White Natural**  
 59,55x59,55 cm - 23,45"x23,45"

G-3146



**Metallic Grey Natural**  
 59,55x59,55 cm - 23,45"x23,45"

G-3146



Floor: Metallic White Natural 99,55x99,55 cm

UNE-ENV 12633

CLASE 2

DIN 51130

R10

ANSI A 137.1-2012

DCOF>0.42

BS 7976

PTV > 36

CONTENT OF RECYCLED MATERIAL  
 CONTENIDO DE MATERIAL RECICLADO

49%

Series	Format&Thickness	Unit	Boxes/Pallet	m <sup>2</sup> /Pallet	m <sup>2</sup> /Box	Pieces/Box	Kg/Pallet	Kg/Box
Metallic 50X100	49,75x99,55x1 cm	m <sup>2</sup>	27	40,12	1,486	3	944	34,10
Metallic 100X100	99,55x99,55x1 cm	m <sup>2</sup>	40	39,64	0,991	1	991	23,88
Metallic 60X60	59,55x59,55x1 cm	m <sup>2</sup>	36	51,08	1,419	4	1166	31,75
Metallic Nat. Mosaico 5X5	29,75x29,75 cm	m <sup>2</sup>	36	22,28	0,619	7	489	12,97
Metallic Nat. Mosaico Hex	28x30 cm	pz	36	16,63	0,462	7	400	10,70
Metallic Rodapié	7,3x49,75 cm	pz	24	12,19	0,508	14	296	11,37
Metallic Rodapié	7,3x59,55 cm	pz	24	29,21	0,81	18	450	17,80
Metallic Rodapié	7,3x99,55 cm	pz	16	17,44	1,09	15	411	24,23



# METALLIC

Porcelain    Rectified    Moderate Variation    Double Firing  
 Porcelánico    Rectificado    Moderada Variación    Bicocción



Metallic Green Natural  
 99,55x99,55 cm - 39,19"x39,19"

G-3284



Metallic Green Natural  
 49,75x99,55 cm - 19,59"x39,19"

G-3186



Metallic Green Nat.  
 Mosaico Hexagonal G-2143  
 28x30 cm  
 11,02"x11,81"



Metallic Green Nat.  
 Mosaico 5x5 G-3558  
 29,75x29,75 cm  
 11,71"x11,71"

G-3558



Metallic Green Natural  
 59,55x59,55 cm - 23,45"x23,45"

G-3162

UNE-ENV 12633

CLASE 2

DIN 51130

R10

ANSI A 137.1-2012


DCOF>0.42

BS 7976

PTV > 36

CONTENT OF RECYCLED MATERIAL  
 CONTENIDO DE MATERIAL RECICLADO

49%



Floor: Metallic Green Natural 99,55x99,55 cm    Wall: Metallic White\_White Plate\_Ornato 29,75x99,55 cm



# METALLIC

Porcelain    Rectified    Moderate Variation    Double Firing  
 Porcelánico    Rectificado    Moderada Variación    Biccocción




**Metallic Brown Natural**  
 99,55x99,55 cm - 39,19"x39,19"



**Metallic Brown Natural**  
 49,75x99,55 cm - 19,59"x39,19"



**Metallic Brown Nat.**  
 Mosaico Hexagonal G-2143  
 28x30 cm  
 11,02"x11,81"




**Metallic Brown Nat.**  
 Mosaico 5x5 G-3558  
 29,75x29,75 cm  
 11,71"x11,71"




**Metallic Brown Natural**  
 59,55x59,55 cm - 23,45"x23,45"

G-3162


## Skirtings | Rodapiés



**Metallic Natural Rodapié 50** G-2071  
 7,3x49,75 cm - 2,87"x19,59"

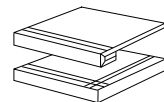


**Metallic Natural Rodapié 60** G-2071  
 7,3x59,55 cm - 2,87"x23,45"

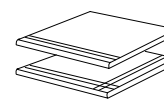


**Metallic Natural Rodapié 100** G-2115  
 7,3x99,55 cm - 2,87"x39,19"

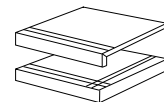
## Steps | Peldaños



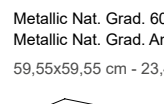
**Metallic Nat. Grad.** G-2723  
**Metallic Nat. Grad. Ang.** G-2779  
 99,55x99,55 cm - 39,19"x39,19"



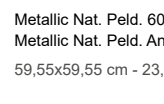
**Metallic Nat. Peld.** G-2541  
**Metallic Nat. Peld. Ang.** G-2623  
 99,55x99,55 cm - 39,19"x39,19"



**Metallic Nat. Tipo L** G-2609  
**Metallic Nat. Tipo L Ang.** G-2815  
 94x99,55 cm - 37,01"x39,19"



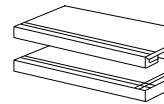
**Metallic Nat. Grad. 60** G-2559  
**Metallic Nat. Grad. Ang. 60** G-2609  
 59,55x59,55 cm - 23,45"x23,45"



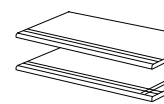
**Metallic Nat. Peld. 60** G-2197  
**Metallic Nat. Peld. Ang. 60** G-2287  
 59,55x59,55 cm - 23,45"x23,45"



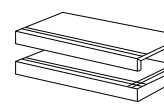
**Metallic Nat. Tipo L 60** G-2375  
**Metallic Nat. Tipo L Ang. 60** G-2585  
 54x59,55 cm - 21,26"x23,45"



**Ronda Nat. Grad. 100** G-2655  
**Ronda Nat. Grad. Ang. 100** G-2723  
 49,75x99,55 cm - 19,59"x39,19"



**Ronda Nat. Peld. 100** G-2337  
**Ronda Nat. Peld. Ang. 100** G-2375  
 49,75x99,55 cm - 19,59"x39,19"



**Ronda Nat. Tipo L 100** G-2503  
**Ronda Nat. Tipo L Ang. 100** G-2585  
 44x99,55 cm - 17,32"x39,19"

UNE-ENV 12633

CLASE 2

DIN 51130

R10

ANSI A 137.1-2012

DCOF>0.42

BS 7976

PTV > 36

CONTENT OF RECYCLED MATERIAL  
 CONTENIDO DE MATERIAL RECICLADO

49%



Floor: Metallic Brown Natural 59,55x59,55 cm    Wall: Uptown White\_White Toki\_Gold\_Gold Toki 7,4x29,75 cm



# METALLIC 2 CM

Porcelain    Rectified    Moderate Variation    Thickness 2CM  
 Porcelánico    Rectificado    Moderada Variación    Espesor 2CM



Metallic White Outdoor 2 CM  
 49,75x99,55 cm - 19,59"x39,19"  
 G-3234



Metallic Grey Outdoor 2 CM  
 49,75x99,55 cm - 19,59"x39,19"  
 G-3234



Metallic Green Outdoor 2 CM  
 49,75x99,55 cm - 19,59"x39,19"  
 G-3234



Metallic Brown Outdoor 2 CM  
 49,75x99,55 cm - 19,59"x39,19"  
 G-3234

UNE-ENV 12633

CLASE 3

DIN 51130

R11 A+B+C

ANSI A 137.1-2012

DCOF>0.42

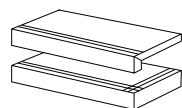
BS 7976

PTV > 36

CONTENT OF RECYCLED MATERIAL  
 CONTENIDO DE MATERIAL RECICLADO

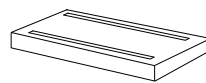
49%

## Steps | Peldaños

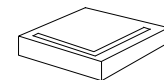


Metallic Out. 2 CM Tipo L 100 G-2609  
 Metallic Out. 2 CM Tipo L Ang. G-2815  
 49,75x99,55 cm - 19,59"x39,19"

## Grid | Rejilla




Metallic Outdoor 2 CM Grid G-2375  
 24,75x99,55 cm - 9,74"x39,19"



Metallic Outdoor 2 CM Grid G-2171  
 24,75x24,75cm - 9,74"x9,74"

Series	Format&Thickness	Unit	Boxes/Pallet	m <sup>2</sup> /Pallet	m <sup>2</sup> /Box	Pieces/Box	Kg/Pallet	Kg/Box
Metallic 2 CM	49,75x99,55x2 cm	m <sup>2</sup>	36	17,82	0,495	1	883	23,59



Left Wall: Metallic White 29,75x99,55 cm    Right Wall: Glass Blue Brick 20,1x20,1 cm  
 Floor: Metallic White Natural 99,55x99,55-Metallic White Outdoor 2CM 49,75x99,55 cm



# MIXING





# MIXING

Porcelain Straight Edge High Variation  
 Porcelánico Ángulo Recto Contraste de Tonalidad

MATCHING WALL TILES IN WALL TILE CATALOGUE  
 REVESTIMIENTO COORDINADO EN EL CATÁLOGO WALL TILES




Mixing Ivory Natural  
 100x100 cm - 39,37"x39,37"

G-3220



Mixing Ivory Natural  
 50x100 cm - 19,69"x39,37"

G-3140



Mixing Ivory Natural  
 Mosaico 5x5  
 29,75x29,75 cm  
 11,71"x11,71"

G-3558



Mixing Grey Natural  
 100x100 cm - 39,37"x39,37"

G-3220



Mixing Grey Natural  
 50x100 cm - 19,69"x39,37"

G-3140



Mixing Grey Natural  
 Mosaico 5x5  
 29,75x29,75 cm  
 11,71"x11,71"

G-3558



Mixing Moss Natural  
 100x100 cm - 39,37"x39,37"

G-3220



Mixing Moss Natural  
 50x100 cm - 19,69"x39,37"

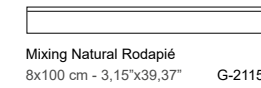
G-3140



Mixing Moss Natural  
 Mosaico 5x5  
 29,75x29,75 cm  
 11,71"x11,71"

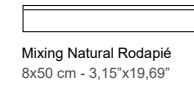
G-3558

## Skirtings | Rodapiés



Mixing Natural Rodapié  
 8x100 cm - 3,15"x39,37"

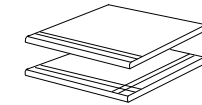
G-2115



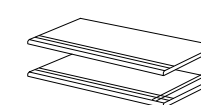
Mixing Natural Rodapié  
 8x50 cm - 3,15"x19,69"

G-2071

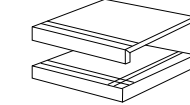
## Steps | Peldaños



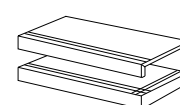
Mixing Nat. Peldaño G- 2541  
 100x100 cm - 39,37"x39,37"



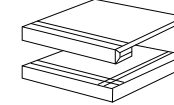
Mixing Nat. Peldaño 100 G- 2337  
 50x100 cm - 19,69"x39,37"



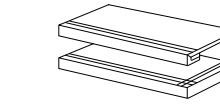
Mixing Nat. tipo L-100 G- 2609  
 94x100 cm - 37,01"x39,37"



Mixing Nat. Tipo L-100 G- 2815  
 44x100 cm - 17,32"x39,37"



Mixing Nat. Gradone 100 G- 2503  
 100x100 cm - 39,37"x39,37"



Mixing Nat. Gradone 100 G- 2723  
 50x100 cm - 19,69"x39,37"

Available in all colours of collection / Disponibles en todos los colores de la colección



Floor: Mixing Moss Natural 100x100 cm 197

UNE-ENV 12633

CLASE 1 - Natural Finish  
 CLASE 2 - Moss Nat. 100x100cm  
 DIN 51130

R9 - Natural Finish  
 R10 - Moss Nat. 100x100cm

CONTENT OF RECYCLED MATERIAL  
 CONTENIDO DE MATERIAL RECICLADO

48%

Series	Format&Thickness	Unit	Boxes/Pallet	m <sup>2</sup> /Pallet	m <sup>2</sup> /Box	Pieces/Box	Kg/Pallet	Kg/Box
Mixing Natural	50x100x1,00	m <sup>2</sup>	27	40,50	1,5	3	950	34,444
Mixing Natural	100x100x1,00	m <sup>2</sup>	40	40,00	1	1	1000	24,100
Mixing Nat Ro-50	8x50	pz	24	13,44	0,56	14	301,976	11,999
Mixing Nat Ro-100	8x100	pz	16	19,20	1,2	15	415,920	25,120
Mixing Nat Mosaico 5x5	29,75x29,75	m <sup>2</sup>	36	22,284	0,619	7	479,516	12,931



# MONACO

Porcelain Porcelánico  
 Rectified Rectificado  
 Slight Variation Ligera Variación  
 Double Firing Bicocción  
 Thickness 0,74 cm Espesor 0,74 cm



Monaco Ivory Pulido  
 89,46x89,46 cm - 35,22"x35,22"

G-3442



Monaco Ivory Pulido  
 59,55x59,55 cm - 23,45"x23,45"

G-3298



Monaco Centro Pulido  
 89,46x89,46 cm - 35,22"x35,22"

G-2585



Monaco Turquoise Pulido  
 89,46x89,46 cm - 35,22"x35,22"

G-3442



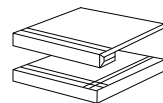
Monaco Turquoise Pulido  
 59,55x59,55 cm - 23,45"x23,45"

G-3298

## Skirtings | Rodapiés

- Monaco Pulido Rodapié 90 G-2141  
 7,3x89,46 cm - 2,87"x35,22"
- Monaco Pulido Rodapié 60 G-2071  
 7,3x59,55 cm - 2,87"x23,45"

## Steps | Peldaños




- Monaco Pulido Grad. 90 G-2779  
 Monaco Pulido Grad. Ang. 90 G-2829  
 89,46x89,46 cm - 35,22"x35,22"
- Monaco Pulido Grad. 60 G-2559  
 Monaco Pulido Grad. Ang. 60 G-2609  
 59,55x59,55 cm - 23,45"x23,45"

Recommended for residential use /  
 Recomendado para uso residencial

CONTENT OF RECYCLED MATERIAL  
 CONTENIDO DE MATERIAL RECICLADO

39%

Series	Format&Thickness	Unit	Boxes/Pallet	m <sup>2</sup> /Pallet	m <sup>2</sup> /Box	Pieces/Box	Kg/Pallet	Kg/Box
Monaco Pulido 90X90	89,46x89,46x0,74	m2	20	32,02	1,601	2	590	29,35
Monaco Pulido 60X60	59,55x59,55x0,74	m2	30	53,19	1,773	5	950	30,90
Monaco Pul. Rodapie 90	7,3x89,46	pz	15	15,67	1,045	16	418	26,36
Monaco Pul. Rodapie 60	7,3x59,55	pz	24	19,44	0,81	18	450	17,81
Monaco Centro Pul.	89,46x89,46x0,74	pz	20	32,02	1,60	2	585	27,59




Floor: Monaco Centro Pulido 89,46x89,46 cm



# MOVING


Porcelain Porcelánico  
 Rectified Rectificado  
 Slight Variation Ligera Variación  
 Double Firing Bicocción



Neutral Blanco Natural  
 29,75x29,75 cm - 11,71"x11,71" G-3286



Neutral Negro Natural  
 29,75x29,75 cm - 11,71"x11,71" G-3286



Moving Black Natural  
 29,75x29,75 cm - 11,71"x11,71" G-3286

Moving Black Natural consists of 42 different aleatory patterns  
 Moving Black Natural consiste en 42 decoraciones diferentes aleatorias




Moving Blue Natural  
 29,75x29,75 cm - 11,71"x11,71" G-3286

Moving Blue Natural consists of 13 different aleatory patterns  
 Moving Blue Natural consiste en 13 decoraciones diferentes aleatorias




Moving Blue Natural Mosaico 5x5  
 29,75x29,75 cm - 11,71"x11,71" G-3666

## Skirtings | Rodapiés



Neutral Rodapié G-2065  
 7,3x29,75 cm - 2,87"x11,71"  
 Available in all colours of collection /  
 Disponibles en todos los colores de la colección



Moving Mix Natural  
 29,75x29,75 cm - 11,71"x11,71" G-3286

Moving Mix Natural consists of 35 different aleatory patterns  
 Moving Mix Natural consiste en 35 decoraciones diferentes aleatorias



CLEMENS KIRSCH ARCHITEKTUR BAUFELD D23 APARTMENTS  
 Vienna | AUSTRIA Floor: Moving Blue Natural 29,75x29,75 cm

UNE-ENV 12633

CLASE 1 - Natural Finish

DIN 51130

R10 - Natural Finish

ANSI A 137.1-2012

DCOF>0.42

CONTENT OF RECYCLED MATERIAL  
 CONTENIDO DE MATERIAL RECICLADO

40%

Series	Format&Thickness	Unit	Boxes/Pallet	m <sup>2</sup> /Pallet	m <sup>2</sup> /Box	Pieces/Box	Kg/Pallet	Kg/Box
Moving Natural	29,75x29,75x0,99	m <sup>2</sup>	40	46,00	1,150	13	1000	24,42
Neutral Natural	29,75x29,75x0,99	m <sup>2</sup>	40	46,00	1,150	13	1000	24,42
Moving Mos. 5x5	29,75x29,75	m <sup>2</sup>	36	22,28	0,619	7	479,516	12,931
Neutral Rodapié	7,3x59,55	pz	24	19,44	0,810	18	441,42	17,81
Neutral Rodapié	7,3x29,75	pz	36	23,508	0,653	29	659	18,30



# MUSE

Porcelain Straight Edge Slight Variation  
 Porcelánico Ángulo Recto Ligera Variación



Muse White Brillo  
59,2x59,2 cm - 23,30"x23,30"

G-3146



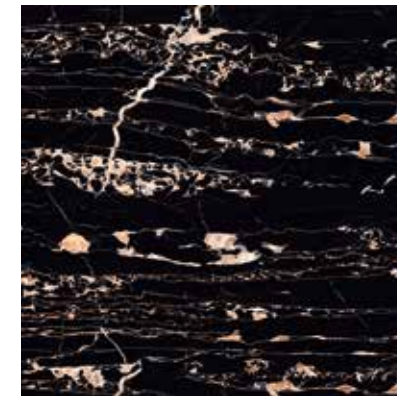
Muse White Silver Centro Brillo  
59,2x59,2 cm - 23,30"x23,30"

G-2501



Muse White Stamp Brillo  
59,2x59,2 cm - 23,30"x23,30"

G-3170



Muse Black Brillo  
59,2x59,2 cm - 23,30"x23,30"

G-3154



Muse Ivory Brillo  
59,2x59,2 cm - 23,30"x23,30"

G-3146



Muse Ivory Centro Brillo  
59,2x59,2 cm - 23,30"x23,30"

G-2155



Muse Rosso Brillo  
59,2x59,2 cm - 23,30"x23,30"

G-3154



Muse Gold Brillo  
59,2x59,2 cm - 23,30"x23,30"

G-3146



Muse Gold Centro Brillo  
59,2x59,2 cm - 23,30"x23,30"

G-2155



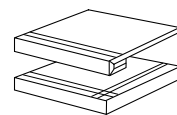
Muse Silver Centro Brillo  
59,2x59,2 cm - 23,30"x23,30"

G-2501

## Skirtings | Rodapiés

Muse Rodapié G-2071  
8x59,2 cm - 3,15"x23,30"

## Steps | Peldaños



Muse Gradone G-2559  
Muse Gradone Ángulo G-2609  
59,2x59,2 cm - 23,30"x23,30"

Recommended for residential use /  
Recomendado para uso residencial

CONTENT OF RECYCLED MATERIAL  
CONTENIDO DE MATERIAL RECICLADO

40%

Series	Format&Thickness	Unit	Boxes/Pallet	m <sup>2</sup> /Pallet	m <sup>2</sup> /Box	Pieces/Box	Kg/Pallet	Kg/Box
Muse	59,2,x59,2x0,96	m2	24	33,648	1,402	4	777	31,54
Muse Centro	59,2,x59,2x0,96	pz	24	33,648	1,402	4	757	30,70
Muse Rodapié	8x59,2	pz	24	15,912	0,663	14	347,34	13,89



Floor: Muse Gold Brillo\_Silver Centro Brillo 59,2x59,2 cm



# NEILA

Porcelain Straight Edge High Variation  
 Porcelánico Ángulo Recto Contraste de Tonalidad



**Neila Maple Natural** G-3154  
 24,9x100 cm - 9,8"x39,37"

**Neila Oak Natural** G-3154  
 24,9x100 cm - 9,8"x39,37"


**Neila Oak Outdoor** G-3178  
 24,9x100 cm - 9,8"x39,37"



**Neila Maple Nat. Mosaico 5x5** G-3666  
 29,75x29,75 cm - 11,71"x11,71"

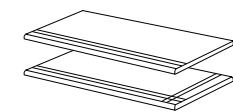
**Neila Oak Nat. Mosaico 5x5** G-3666  
 29,75x29,75 cm - 11,71"x11,71"

## Skirtings | Rodapiés

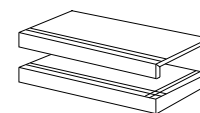


**Neila Natural Rodapié**  
 8x100 cm - 3,15"x39,37" G-2115

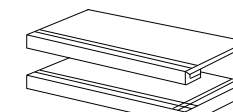
## Steps | Peldaños



**Neila Nat-Out Peldaño 100** G- 2211  
**Neila Nat-Out Peldaño Áng.** G- 2235  
 24,9x100 cm - 9,80"x39,37"



**Neila Nat-Out Tipo L-100** G- 2503  
**Neila Nat-Out Tipo L Áng.** G- 2585  
 24,9x100 cm - 9,80"x39,37"



**Neila Nat-Out Gradone 100** G- 2585  
**Neila Nat-Out Gradone Áng.** G- 2623  
 24,9x100 cm - 9,80"x39,37"

\*Available in all colours of collection  
 Disponibles en todos los colores de la colección



Floor: Neila Maple Natural 24,9x100 cm Wall: Polar Nacar\_Nacar Model\_Nacar Tuck 25,2x75,9 cm

UNE-ENV 12633

CLASE 1 - Natural Finish  
 CLASE 3 - Outdoor finish

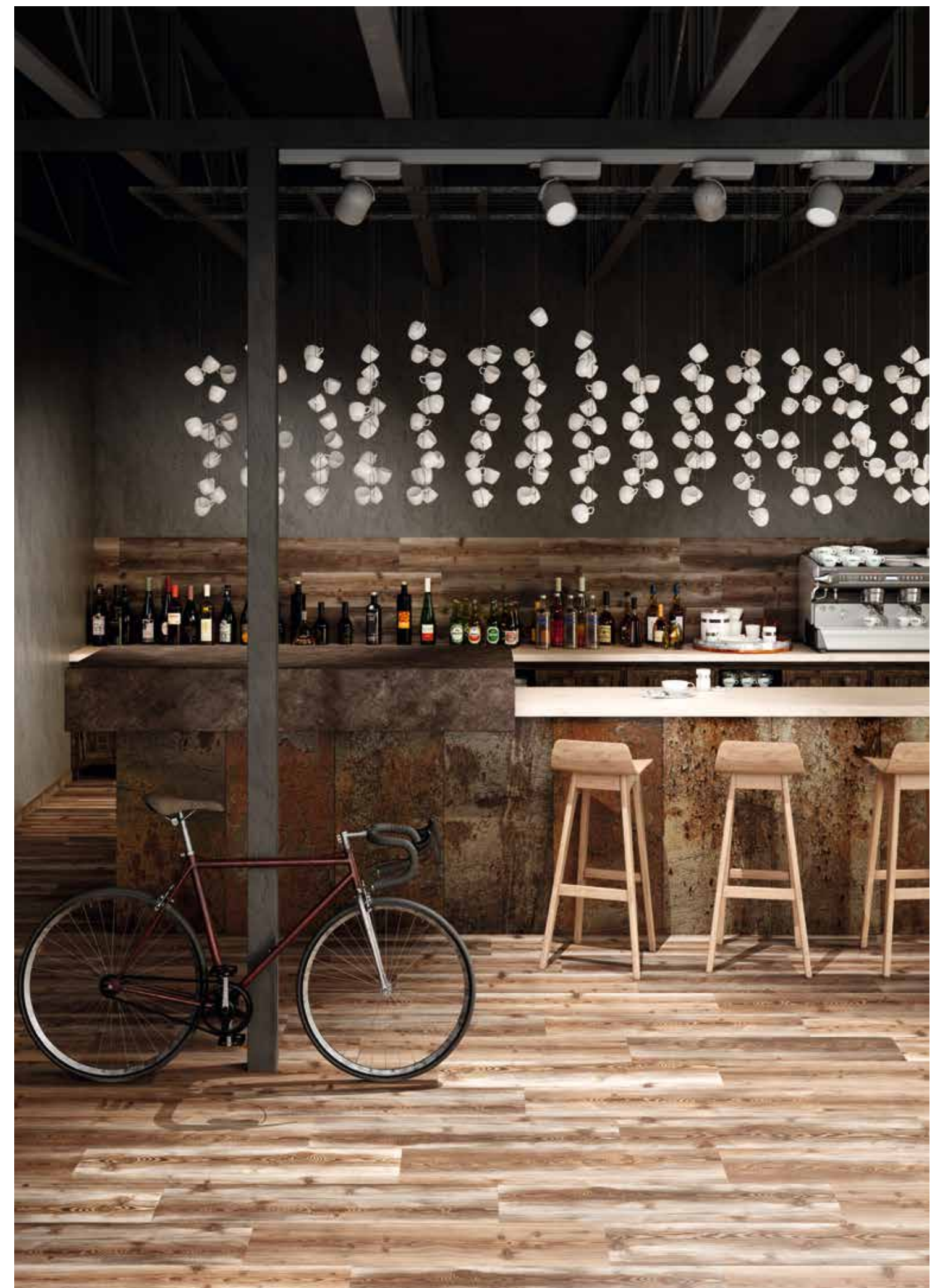
DIN 51130

R9 - Natural Finish  
 R11 - Outdoor Finish

CONTENT OF RECYCLED MATERIAL  
 CONTENIDO DE MATERIAL RECICLADO

48%

Series	Format&Thickness	Unit	Boxes/Pallet	m <sup>2</sup> /Pallet	m <sup>2</sup> /Box	Pieces/Box	Kg/Pallet	Kg/Box
Neila 25x100 cm	24,9x100x1	m <sup>2</sup>	42	73,206	1,743	7	1676	39,36
Neila Nat Mosaico 5X5	29,75x29,75	m <sup>2</sup>	36	22,284	0,619	7	489	12,93
Neila Nat Ro-100	8x100	pz	16	19,200	1,200	15	425	25,12



Floor: Neila Oak Natural 24,9x100 cm

Wall: Neila Oak Natural 24,9x100 cm - Ferrum Copper Natural 50x100 cm



# NEUTRAL

Porcelain Porcelánico Rectified Rectificado Uniform Appearance Aspecto Uniforme Double Firing Bicocción



Neutral Blanco Natural 59,55x59,55 cm - 23,45"x23,45" G-3330  
 Neutral Beige Natural 59,55x59,55 cm - 23,45"x23,45" G-3330  
 Neutral Visón Natural 59,55x59,55 cm - 23,45"x23,45" G-3330



Neutral Blanco Nat. 29,75x29,75 cm G-3286  
 Neutral Blanco Nat. Mosaico 5x5 29,75x29,75 cm G-3666  
 Neutral Beige Natural 29,75x29,75 cm G-3286  
 Neutral Beige Nat. Mosaico 5x5 29,75x29,75 cm G-3666  
 Neutral Visón Natural 29,75x29,75 cm G-3286  
 Neutral Visón Nat. Mosaico 5x5 29,75x29,75 cm G-3666

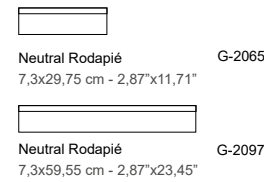


Neutral Gris Natural 59,55x59,55 cm - 23,45"x23,45" G-3330  
 Neutral Negro Natural 59,55x59,55 cm - 23,45"x23,45" G-3330



Neutral Gris Natural 29,75x29,75 cm G-3286  
 Neutral Gris Nat. Mosaico 5x5 29,75x29,75 cm G-3666  
 Neutral Negro Natural 29,75x29,75 cm G-3286  
 Neutral Negro Nat. Mosaico 5x5 29,75x29,75 cm G-3666

## Skirtings | Rodapiés

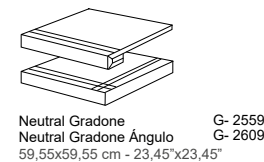


Neutral Rodapié G-2065  
 7,3x29,75 cm - 2,87"x11,71"  
 Neutral Rodapié G-2097  
 7,3x59,55 cm - 2,87"x23,45"

## Steps | Peldaños



Neutral Peldaño G-2281  
 Neutral Peldaño Ángulo G-2299  
 59,55x59,55 cm - 23,45"x23,45"




Neutral Gradone G-2559  
 Neutral Gradone Ángulo G-2609  
 59,55x59,55 cm - 23,45"x23,45"

Available in all colours of collection /  
 Disponibles en todos los colores de la colección



Neutral Lime Natural 29,75x29,75 cm G-3286  
 Neutral Lime Nat. Mosaico 5x5 29,75x29,75 cm G-3666  
 Neutral Purple Natural 29,75x29,75 cm G-3286  
 Neutral Purple Nat. Mosaico 5x5 29,75x29,75 cm G-3666



Neutral Blue Natural 29,75x29,75 cm G-3286  
 Neutral Blue Nat. Mosaico 5x5 29,75x29,75 cm G-3666  
 Neutral Red Natural 29,75x29,75 cm G-3286  
 Neutral Red Nat. Mosaico 5x5 29,75x29,75 cm G-3666



Floor: Neutral Blanco Natural 59,55x59,55 cm Wall: Neutral Gris 29,75x89,46 cm

UNE-ENV 12633

CLASE 1

CONTENT OF RECYCLED MATERIAL  
 CONTENIDO DE MATERIAL RECICLADO

47%

Serie	Format&Thickness	Unit	Boxes/Pallet	m <sup>2</sup> /Pallet	m <sup>2</sup> /Box	Pieces/Box	Kg/Pallet	Kg/Box
Neutral	59,55x59,55x1,03	m2	30	31,890	1,063	3	800,00	25,90
Neutral	29,75x29,75x0,99	m2	40	46,00	1,150	13	1000	24,42
Neutral Mosaico 5x5	29,75x29,75x1,03	m2	36	22,28	0,619	7	479,52	12,93
Neutral Rodapié	7,3x59,55	pz	24	19,440	0,810	18	441,42	17,81
Neutral Rodapié	7,3x29,75	pz	36	23,508	0,653	29	659	18,30



# NEXT GRES


Gres Straight Edge Slight Variation  
Gres Ángulo Recto Ligera Variación



Next Ivory PEI-IV  
42,6x42,6 cm - 16,8"X16,8" G-890

Next Grey PEI-IV  
42,6x42,6 cm - 16,8"X16,8" G-890

## Skirtings | Rodapiés



Next Rodapié  
8x42,6 cm - 3,15"X16,8" G-660



Floor: Next Grey 42,6x42,6 cm Wall: Quantum Grey Hill 25,1x75,6 cm

Series	Format&Thickness	Unit	Boxes/Pallet	m <sup>2</sup> /Pallet	m <sup>2</sup> /Box	Pieces/Box	Kg/Pallet	Kg/Box
Next	42,6x42,6 cm	m2	64	69,12	1,08	6	1430	22
Next Rodapié	8x42,6 cm	pz	32	30,8	0,963	28	580	17,4

# RANGE

Porcelain Straight Edge Slight Variation  
Porcelánico Ángulo Recto Ligera Variación



Range Ivory Natural  
59,2x59,2 cm - 23,30"x23,30" G-3138

Range Ivory Natural  
31,6x59,2 cm - 12,4"x23,30" G-3114

Range Grey Natural  
59,2x59,2 cm - 23,30"x23,30" G-3138

Range Grey Natural  
31,6x59,2 cm - 12,4"x23,30" G-3114



Range Vison Natural  
59,2x59,2 cm - 23,30"x23,30" G-3138



Range Vison Natural  
31,6x59,2 cm - 12,4"x23,30" G-3114



Range Antracita Natural  
59,2x59,2 cm - 23,30"x23,30" G-3138




Range Antracita Nat.  
31,6x59,2 cm - 12,4"x23,30" G-3114



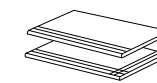
Range Moka Natural  
31,6x59,2 cm - 12,4"x23,30" G-3114

## Skirtings | Rodapiés

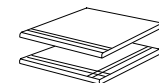


Range Rodapié  
8x59,2 cm - 3,15"X23,3" G-2071

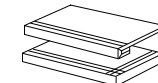
## Steps | Peldaños



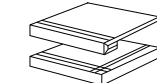
Range Peldaño G-2155  
Range Peldaño Ángulo G-2171  
31,6x59,2 cm - 12,4"X23,3"



Range Peldaño G-2197  
Range Peldaño Ángulo G-2281  
59,2x59,2 cm - 23,30"X23,30"



Range Gradone G-2449  
Range Gradone Ángulo G-2559  
31,6x59,2 cm - 12,4"X23,3"



Range Gradone G-2559  
Range Gradone Ángulo G-2609  
59,2x59,2 cm - 23,30"X23,30"

UNE-ENV 12633

CLASE 1

DIN 51130

R10

CONTENT OF RECYCLED MATERIAL  
CONTENIDO DE MATERIAL RECICLADO

48%

Series	Format&Thickness	Unit	Boxes/Pallet	m <sup>2</sup> /Pallet	m <sup>2</sup> /Box	Pieces/Box	Kg/Pallet	Kg/Box
Range 60x60	59,2x59,2x0,96	m2	24	33,648	1,402	4	777	31,54
Range 30x60	31,6x59,2x0,93	m2	32	47,904	1,497	8	1030	31,76
Range Rodapié	8x59,2	pz	24	15,912	0,663	14	347,4	13,89



# NORWAY







# NORWAY

Porcelain  
Porcelánico

Rectified  
Rectificado

Moderate Variation  
Moderada Variación



UNE-ENV 12633

**CLASE 1 - Natural Finish**  
**CLASE 3 - Non-Slip Finish**

DIN 51130

**R10 - Natural Finish**  
**R11 - Non-Slip Finish**

ANSI A 137.1-2012

**DCOF>0.42 - Natural & Non-Slip Finish**

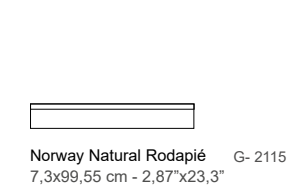
BS 7976

**PTV > 24 - Natural Finish**  
**PTV > 36 - Non-Slip Finish**

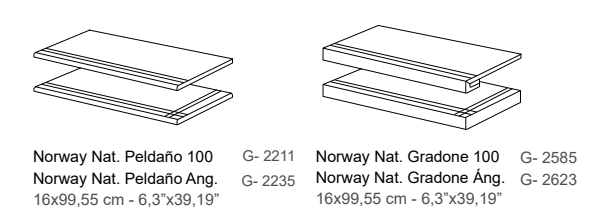
CONTENT OF RECYCLED MATERIAL  
CONTENIDO DE MATERIAL RECICLADO

**43%**

## Skirtings | Rodapiés



## Steps | Peldaños



Series	Format&Thickness	Unit	Boxes/Pallet	m <sup>2</sup> /Pallet	m <sup>2</sup> /Box	Pieces/Box	Kg/Pallet	Kg/Box
Norway	16x99,55x1 cm	m <sup>2</sup>	42	46,83	1,115	7	1063,06	25,31
Norway Mos. 5X5	29,75x29,75 cm	m <sup>2</sup>	36	22,29	0,619	7	489	12,93

Floor: Norway Walnut Natural 16x99,55cm Wall: Glimpse White 29,75x99,55cm



# OMEGA

Porcelain    Rectified    Slight Variation    Double Firing  
 Porcelánico    Rectificado    Ligera Variación    Bicocción



Omega Gold  
89,46x89,46 cm - 35,22"x35,22"



G-2845



Omega Silver  
89,46x89,46 cm - 35,22"x35,22"



G-2845



Omega Gold  
59,55x59,55 cm - 23,45"x23,45"



G-2541



Omega Gold  
29,75x59,55 cm - 11,71"x23,45"



G-2401



Omega Silver  
59,55x59,55 cm - 23,45"x23,45"



G-2541



Omega Silver  
29,75x59,55 cm - 11,71"x23,45"



G-2401



Omega Gold Hexagonal  
59,55x51,57 cm - 23,45"x20,30"



G-2559



Omega Silver Hexagonal  
59,55x51,57 cm - 23,45"x20,30"



G-2559

Recommended for residential use /  
Recomendado para uso residencial

CONTENT OF RECYCLED MATERIAL  
CONTENIDO DE MATERIAL REICLADO

40%

Series	Format&Thickness	Unit	Boxes/Pallet	m <sup>2</sup> /Pallet	m <sup>2</sup> /Box	Pieces/Box	Kg/Pallet	Kg/Box
Omega 90x90	89,46x89,46x1,19	pz	36	28,800	0,800	1	822	21,91
Omega 60x60	59,55x59,55x1,03	pz	30	31,890	1,063	3	783	25,32
Omega 30x60	29,75x59,55x1,03	pz	40	42,520	1,063	6	998	24,38
Omega Hexagonal	51,57x59,55x1,01	pz	30	27,630	0,921	3	710	22,90





# OPULENCE

Porcelain    Rectified    Slight Variation    Double Firing  
 Porcelánico    Rectificado    Ligera Variación    Bicocción



Opulence Beige Pulido  
 89,46x89,46 cm - 35,22"x35,22"

G-3466




Opulence Beige Pulido Taco  
 7,3x7,3 cm - 2,87"x2,87"

G-2045



Opulence Beige Pulido  
 44,63x44,63 cm - 17,57"x17,57"

G-3330



Opulence Beige Pulido Decor\*  
 89,46x89,46 cm - 35,22"x35,22"

G-2845



Opulence Beige Pulido Decor\*  
 44,63x44,63 cm - 17,57"x17,57"

G-2401




Omega Gold - Silver Lista  
 7,3x89,46 cm - 2,87"x35,22"

G-2243


\*Opulence Pulido Decor  
 PRODUCT TO BE CLEANED WITH PH NEUTRAL  
 LIMPIAR CON PRODUCTOS PH NEUTROS

## Skirtings | Rodapiés



Opulence Pulido Rodapié-90  
 7,3x89,46 cm  
 2,87"x35,22"

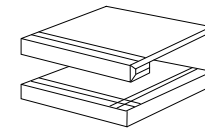
G-2141



Opulence Pulido Rodapié -45  
 7,3x44,63 cm  
 2,87"x17,57"

G-2085

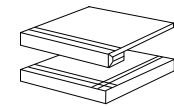
## Steps | Peldaños



Opulence Pulido Gradone  
 Opulence Pulido Gradone Ángulo  
 89,46x89,46 cm - 35,22"x35,22"

G- 2779

G- 2829



Opulence Pulido Gradone  
 Opulence Pulido Gradone Ángulo  
 44,63x44,63 cm - 17,57"x17,57"

G- 2559

G- 2609



Floor: Opulence Beige Pulido\_ Beige Pulido Decor 44,63x44,63 cm

Series	Format&Thickness	Unit	Boxes/Pallet	m <sup>2</sup> /Pallet	m <sup>2</sup> /Box	Pieces/Box	Kg/Pallet	Kg/Box
Opulence Pulido 90x90	89,46x89,46x1,19	m <sup>2</sup>	36	28,8	0,8	1	822	21,91
Opulence Pulido 45x45	44,63x44,63x1,01	m <sup>2</sup>	68	67,728	0,996	5	1649,90	23,925
Opulence Pul.Decor 90x90	89,46x89,46x1,19	pz	36	28,8	0,8	1	822	21,91
Opulence Pul.Decor 45x45	44,63x44,63x1,01	pz	34	33,864	0,996	5	794	22,687
Opulence Pul.Ro-45	7,3x44,63	pz	48	22,656	0,472	14	506,480	10,260
Opulence Pul.Ro-90	7,3x89,46	pz	15	15,675	1,045	16	407,525	26,235
Opulence Pul.Taco	7,3x7,3	pz	144	24,336	0,169	30	552,56	3,740
Omega Lista	7,3x89,46	pz	18	11,754	0,653	10	309,956	16,442

Recommended for residential use /  
 Recomendado para uso residencial

CONTENT OF RECYCLED MATERIAL  
 CONTENIDO DE MATERIAL RECICLADO

40%



# PALAZZO

Porcelain Straight Edge Slight Variation  
 Porcelánico Ángulo Recto Ligera Variación



Palazzo Ivory Natural  
 59,2x59,2 cm - 23,30"x23,30"  
 G-3138



Palazzo Ivory Natural Mosaico 5x5  
 29,75x29,75 cm - 11,71"x11,71"  
 G-3558



Palazzo Beige Natural  
 59,2x59,2 cm - 23,30"x23,30"  
 G-3138



Palazzo Beige Natural Mosaico 5x5  
 29,75x29,75 cm - 11,71"x11,71"  
 G-3558



Palazzo Grey Natural  
 59,2x59,2 cm - 23,30"x23,30"  
 G-3138

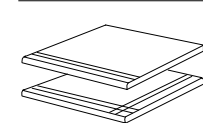


Palazzo Grey Natural Mosaico 5x5  
 29,75x29,75 cm - 11,71"x11,71"  
 G-3558

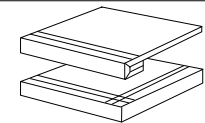
## Skirtings | Rodapiés

Palazzo Rodapié  
 8x59,2 cm - 3,15"x23,30"  
 G-2071

## Steps | Peldaños



Palazzo Peldaño  
 Palazzo Peldaño Ángulo  
 59,2x59,2 cm - 23,30"x23,30"



Palazzo Gradone  
 Palazzo Gradone Ángulo  
 59,2x59,2 cm - 23,30"x23,30"

Available in all colours of collection /  
 Disponibles en todos los colores de la colección

UNE-ENV 12633

CLASE 2 - Natural Finish

CONTENT OF RECYCLED MATERIAL  
 CONTENIDO DE MATERIAL RECICLADO

48%

Series	Format&Thickness	Unit	Boxes/Pallet	m <sup>2</sup> /Pallet	m <sup>2</sup> /Box	Pieces/Box	Kg/Pallet	Kg/Box
Palazzo Natural	59,2x59,2x0,96	m2	24	33,648	1,402	4	777	31,54
Palazzo Nat. Mosaico 5x5	29,75x29,75	m2	36	22,284	0,619	7	479,516	12,931
Palazzo Nat. Ro-60	8x59,2	pz	24	15,912	0,663	14	347,336	13,889



Floor: Palazzo Grey Natural 59,2x59,2 cm




# PRESSURE

Porcelain Straight Edge High Variation  
 Porcelánico Ángulo Recto Contraste de Tonalidad




Pressure White Natural  
59,2x59,2 cm - 23,3"x23,3"

G-3138



Pressure White Nat.  
31,6x59,2 cm  
12,4"x23,3"

G-3114




Pressure White Natural  
Mosaico 5x5  
29,75x29,75 cm  
11,71"x11,71"

G-3558




Pressure Grey Natural  
59,2x59,2 cm - 23,3"x23,3"

G-3138



Pressure Grey Nat.  
31,6x59,2 cm  
12,4"x23,3"  
Pressure Grey Non-Slip  
31,6x59,2 cm  
12,4"x23,3"

G-3114



Pressure Grey Natural  
Mosaico 5x5  
29,75x29,75 cm  
11,71"x11,71"

G-3558



Pressure Black Natural  
59,2x59,2 cm - 23,3"x23,3"

G-3138



Pressure Black Nat.  
31,6x59,2 cm  
12,4"x23,3"


G-3114



Pressure Black Natural  
Mosaico 5x5  
29,75x29,75 cm  
11,71"x11,71"

G-3558

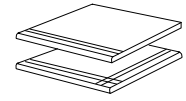
## Skirtings | Rodapiés



Pressure Natural Rodapié  
8x59,2 cm - 3,15"x23,3"

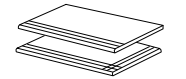
G-2071

## Steps | Peldaños



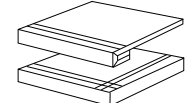
Pressure Peldaño  
Pressure Peldaño Ángulo  
59,2x59,2 cm - 23,3"x23,3"

G-2197  
G-2281



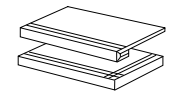
Pressure Peldaño  
Pressure Peldaño Ángulo  
31,6x59,2 cm - 12,4"x23,3"

G-2155  
G-2171



Pressure Gradone  
Pressure Gradone Ángulo  
59,2x59,2 cm - 23,3"x23,3"

G-2559  
G-2609



Pressure Gradone  
Pressure Gradone Ángulo  
31,6x59,2 cm - 12,4"x23,3"

G-2449  
G-2559

Available in all colours of collection /  
Disponibles en todos los colores de la colección



Pressure Sand Natural  
59,2x59,2 cm - 23,3"x23,3"

G-3138



Pressure Sand Nat.  
31,6x59,2 cm  
12,4"x23,3"

G-3114



Pressure Sand Natural  
Mosaico 5x5  
29,75x29,75 cm  
11,71"x11,71"

G-3558



Pressure Moss Natural  
59,2x59,2 cm - 23,3"x23,3"

G-3138



Pressure Moss Nat.  
31,6x59,2 cm  
12,4"x23,3"

G-3114



Pressure Moss Natural  
Mosaico 5x5  
29,75x29,75 cm  
11,71"x11,71"

G-3558

Pressure Moss Non-Slip  
31,6x59,2 cm  
12,4"x23,3"

G-3138



Indoor: Pressure Sand Natural 59,2x59,2 cm

Outdoor: Pressure Sand Non-Slip 31,6x59,2 cm

UNE-ENV 12633

CLASE 1 - Natural Finish  
CLASE 3 - Non-Slip Finish

DIN 51130

R9 - Natural Finish  
R10 - Non-Slip Finish

CONTENT OF RECYCLED MATERIAL  
CONTENIDO DE MATERIAL RECICLADO

48%

Series	Format&Thickness	Unit	Boxes/Pallet	m <sup>2</sup> /Pallet	m <sup>2</sup> /Box	Pieces/Box	Kg/Pallet	Kg/Box
Pressure	59,2x59,2x0,96	m2	24	33,648	1,402	4	777	31,54
Pressure	31,6x59,2x0,93	m2	32	47,904	1,497	8	1030	31,76
Pressure Mosaico	29,75x29,75	m2	36	22,284	0,619	7	479,52	12,93
Pressure Rodapié	8x59,2	pz	24	15,912	0,663	14	347,4	13,89



# PRIMARY

Porcelain  
Porcelánico

Rectified  
Rectificado

Uniform Appearance  
Aspecto Uniforme



UNE-ENV 12633

CLASE 1-Natural Finish

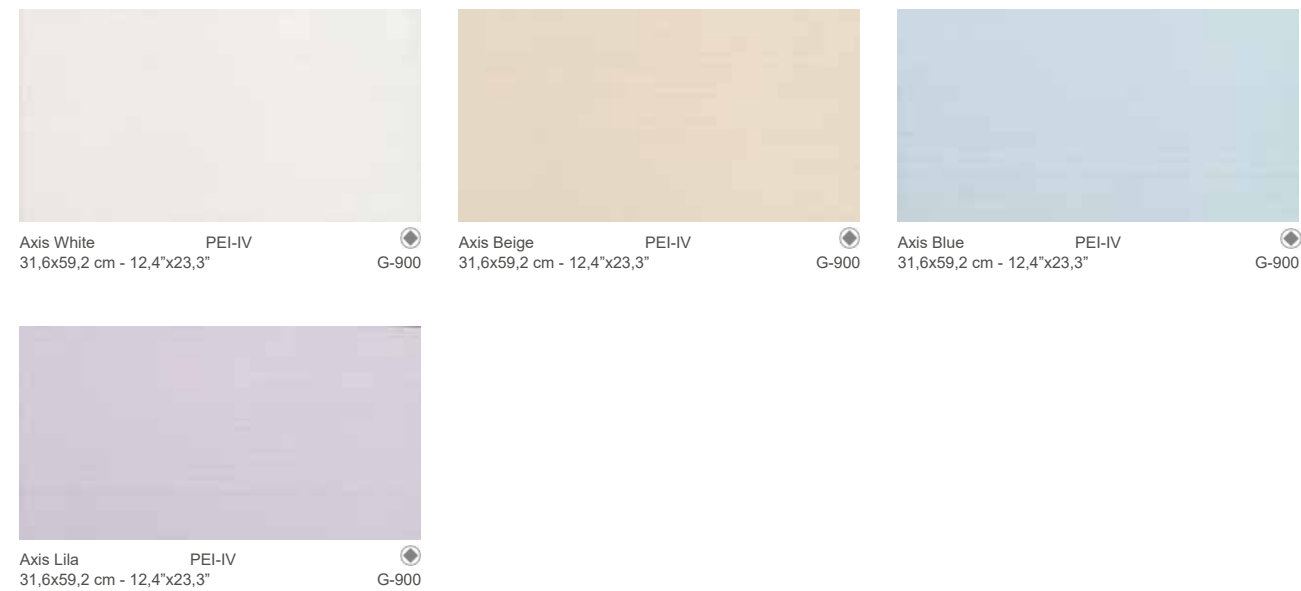
CONTENT OF RECYCLED MATERIAL  
CONTENIDO DE MATERIAL RECIKLADO

48%

# AXIS

Gres  
Gres

Slight Variation  
Ligera Variación



Series	Format&Thickness	Unit	Boxes/Pallet	m <sup>2</sup> /Pallet	m <sup>2</sup> /Box	Pieces/Box	Kg/Pallet	Kg/Box
Axis	31,6x59,2x1,05 cm	m2	48	45,12	0,94	5	1030	21,16
Primary Natural	29,75x29,75x1 cm	m2	44	46,73	1,062	12	1108	24,65



Floor: Primary White\_Black Natural 29,75x29,75 cm Wall: Metro white\_Black 20x59,2\_Matin Decor



# RAFTER

Porcelain Straight Edge Slight Variation  
 Porcelánico Ángulo Recto Ligera Variación



Rafter Ice Natural G-3154  
 24,9x100 cm - 9,8"x39,37"




Rafter Beige Natural G-3154  
 24,9x100 cm - 9,8"x39,37"




Rafter Beige Stamp Natural G-3178  
 24,9x100 cm - 9,8"x39,37"



Rafter Vison Natural G-3154  
 24,9x100 cm - 9,8"x39,37"




Rafter Ice Nat. Mosaico 5x5 G-3666  
 24,75x29,75 cm - 11,71x11,71"



Rafter Beige Nat. Mosaico 5x5 G-3666  
 24,75x29,75 cm - 11,71x11,71"

Stamp consists of 20 different aleatory patterns  
 Stamp consiste en 20 decoraciones diferentes aleatorias



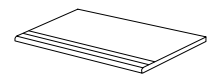
Rafter Vison Nat. Mosaico 5x5 G-3666  
 24,75x29,75 cm - 11,71x11,71"

## Skirtings | Rodapiés

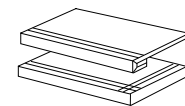


Rafter Natural Rodapié G-2115  
 8x100 cm - 3,15"x39,37"

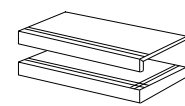
## Steps | Peldaños



Rafter Peldaño G-2211  
 Rafter Peldaño Ángulo G-2235  
 24,9x100 cm - 9,80"x39,37"



Rafter Gradone G-2585  
 Rafter Gradone Ángulo G-2623  
 24,9x100 cm - 9,80"x39,37"



Rafter Tipo L-100 G-2503  
 Rafter Tipo L Ángulo G-2585  
 24,9x100 cm - 9,80"x39,37"

Available in all colours of collection / Disponibles en todos los colores de la colección

UNE-ENV 12633

CLASE 1 - Natural Finish

ANSI A 137.1-2012

DCOF>0.35 Rafter Beige

CONTENT OF RECYCLED MATERIAL  
 CONTENIDO DE MATERIAL RECICLADO

48%

Series	Format&Thickness	Unit	Boxes/Pallet	m <sup>2</sup> /Pallet	m <sup>2</sup> /Box	Pieces/Box	Kg/Pallet	Kg/Box
Rafter Natural	24,9x100x1,00	m2	42	73,21	1,743	7	1667	39,36
Rafter Stamp Nat.	24,9x100x1,00	m2	42	73,21	1,743	7	1670	39,36
Rafter Nat. Mos. 5X5	29,75x29,75	m2	36	22,284	0,619	7	480	12,93
Rafter Nat. Ro-100	8x100	pz	16	19,200	1,200	15	416	25,12




Floor: Rafter Beige Natural 24,9x100 cm Wall: Rafter Beige Stamp Natural 24,9x100 cm




# RAINBOW

Porcelain Straight Edge Uniform Appearance  
 Porcelánico Ángulo Recto Aspecto Uniforme




Rainbow Blanco Natural  
100x100 cm - 39,37"x39,37"

G-3234




Rainbow Blanco Natural  
50x100 cm - 19,69"x39,37"

G-3154



Rainbow Blanco Nat.  
Mos. 5x5  
29,75x29,75 cm  
11,71"x11,71"

G-3558



Rainbow Blanco Natural  
59,2x59,2 cm - 23,3"x23,3"

G-3146



Rainbow Lila Natural  
59,2x59,2 cm - 23,3"x23,3"

G-3158



Rainbow Rojo Natural  
59,2x59,2 cm - 23,3"x23,3"

G-3170



Rainbow Negro Natural  
59,2x59,2 cm - 23,3"x23,3"

G-3158



Rainbow Amarillo Natural  
59,2x59,2 cm - 23,3"x23,3"


G-3158




Rainbow Azul Natural  
59,2x59,2 cm - 23,3"x23,3"

G-3158


## Skirtings | Rodapiés



Rainbow Blanco N at.Ro-50 G-2071  
8x50 cm - 3,15"x19,69"

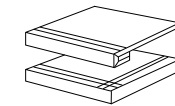


Rainbow Rodapié G-2081  
8x59,2 cm - 3,15"x23,3"



Rainbow Blanco Nat.Ro-100 G-2115  
8x100 cm - 3,15"x38,33"

## Steps | Peldaños



Rainbow Blanco Nat. Grad.  
Rainbow Blanco Nat. Grad. Ang.

G-2723  
G-2779

100x100 cm - 39,37"x39,37"

Rainbow Nat. Gradone\*

Rainbow Nat. Gradone Ang.\*

59,2x59,2 cm - 23,30"x23,30"

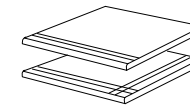
Rainbow Blanco Nat. Grad.

Rainbow Blanco Nat. Grad. Ang.

50x100 cm - 19,69"x39,37"

G-2655  
G-2723

Available in all colours of collection / Disponibles en todos los colores de la colección



Rainbow Blanco Nat. Peld. 100  
Rainbow Blanco Nat. Peld. Ang. 100

G-2541  
G-2623

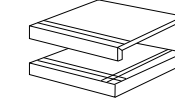
100x100 cm - 39,37"x39,37"

Rainbow Blanco Nat. Peld.

Rainbow Blanco Nat. Peld. Ang.

50x100 cm - 19,69"x39,37"

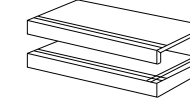
G-2337  
G-2375



Rainbow Blanco Nat. tipo L  
Rainbow Blanco Nat. tipo L Ang.

G-2609  
G-2815

94x100 cm - 37,01"x39,37"



Rainbow Blanco Nat. tipo L  
Rainbow Blanco Nat. tipo L Ang.

G-2503  
G-2585

44x100 cm - 17,32"x39,37"

UNE-ENV 12633

CLASE 1

DIN 51130

R9

CONTENT OF RECYCLED MATERIAL  
CONTENIDO DE MATERIAL RECICLADO

48%

Series	Format&Thickness	Unit	Boxes/Pallet	m <sup>2</sup> /Pallet	m <sup>2</sup> /Box	Pieces/Box	Kg/Pallet	Kg/Box
Rainbow	100X100x1,00	m2	40	40	1,000	1	1000	24,10
Rainbow	50X100X1,00	m2	27	40,50	1,500	3	953	34,44
Rainbow	59,2x59,2x0,96	m2	24	33,48	1,402	4	777	31,54
Rainbow Rodapie	8x100	pz	16	19,20	1,200	15	425	25,12
Rainbow Rodapie	8x50	pz	24	13,44	0,560	14	311	12,00
Rainbow Rodapie	8x59,2	pz	24	17,04	0,710	15	370,86	14,87
Rainbow Mos. 5x5	29,75X29,75	m2	36	22,28	0,619	7	489	12,93



Floor: Rainbow Blanco\_Negro Natural 59,2x59,2 cm



# REACTION

Porcelain Porcelánico Rectified Rectificado Slight Variation Ligera Variación Double Firing Bicocción



Reaction Gris  
44,63x89,46 cm - 17,57"x35,22" G-3372




Reaction Gris  
22,21x89,46 cm G-3428  
8,74"x35,22"



Reaction Gris  
59,55x59,55 cm - 23,45"x23,45" G-3372



Reaction Gris  
29,75x59,55 cm G-3258  
11,71"x23,45"



Reaction Gris  
Preincisión 3,5x60 G-3486  
29,75x59,55 cm  
11,71"x23,45"



Reaction Óxido  
44,63x89,46 cm - 17,57"x35,22" G-3372



Reaction Óxido  
22,21x89,46 cm G-3428  
8,74"x35,22"



Reaction Óxido  
59,55x59,55 cm - 23,45"x23,45" G-3372



Reaction Óxido  
29,75x59,55 cm G-3258  
11,71"x23,45"



Reaction Óxido  
Preincisión 3,5x60 G-3486  
29,75x59,55 cm  
11,71"x23,45"



Reaction Antracita  
44,63x89,46 cm - 17,57"x35,22" G-3372



Reaction Antracita  
22,21x89,46 cm G-3428  
8,74"x35,22"



Reaction Antracita  
59,55x59,55 cm - 23,45"x23,45" G-3372



Reaction Antracita  
29,75x59,55 cm G-3258  
11,71"x23,45"



Reaction Antracita  
Preincisión 3,5x60 G-3486  
29,75x59,55 cm  
11,71"x23,45"



Reaction Gris  
Mosaico 3,5x15 G-3708  
29,75x29,75 cm  
11,71"x11,71"



Reaction Óxido  
Mosaico 3,5x15 G-3708  
29,75x29,75 cm  
11,71"x11,71"



Reaction Antracita  
Degradé 1 G-2147  
29,75x29,75 cm  
11,71"x11,71"




Reaction Antracita  
Degradé 2 G-2147  
29,75x29,75 cm  
11,71"x11,71"




Reaction Antracita  
Mosaico 3,5x15 G-3708  
29,75x29,75 cm  
11,71"x11,71"

## Skirtings | Rodapiés



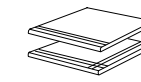
Reaction Rodapié 45 G-2097  
7,3x44,63 cm - 2,87"x17,57"



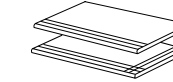
Reaction Rodapié 60 G-2115  
7,3x59,55 cm - 2,87"x23,45"

Available in all colours of collection /  
Disponibles en todos los colores de la colección

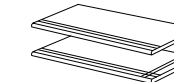
## Steps | Peldaños



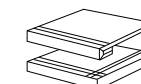
Reaction Peldaño  
Reaction Peldaño Ángulo G-2281  
59,55x59,55 cm - 23,45"x23,45" G-2299



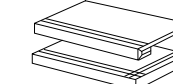
Reaction Peldaño  
Reaction Peldaño Ángulo G-2171  
29,75x59,55 cm - 11,71"x23,45" G-2187



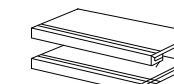
Reaction Peldaño  
Reaction Peldaño Ángulo G-2323  
44,63x89,46 cm - 17,57"x35,22" G-2333



Reaction Gradone  
Reaction Gradone Ángulo G-2559  
59,55x59,55 cm - 23,45"x23,45" G-2609



Reaction Gradone  
Reaction Gradone Ángulo G-2499  
29,75x59,55 cm - 11,71"x23,45" G-2559



Reaction Gradone  
Reaction Gradone Ángulo G-2623  
32,45x89,46 cm - 12,78"x35,22" G-2645

Series	Format&Thickness	Unit	Boxes/Pallet	m <sup>2</sup> /Pallet	m <sup>2</sup> /Box	Pieces/Box	Kg/Pallet	Kg/Box
Reaction 45x90	44,63x89,46x1,11	m2	27	32,346	1,198	3	850	30,63
Reaction 22,5x90	22,21x89,46x1,11	m2	36	35,748	0,993	5	943	25,55
Reaction 60x60	59,55x59,55x1,03	m2	30	31,890	1,063	3	800	25,90
Reaction 30x60	29,75x59,55x1,03	m2	40	42,520	1,063	6	1000	24,42
Reaction Mosaico 3,5x15	29,75x29,75	m2	36	22,284	0,619	7	476	12,82
Reaction Preincisión 3,5x60	29,75x59,55	m2	16	19,840	1,240	7	444	26,83
Reaction Degradé	29,75x29,75	pz	36	22,284	0,619	7	527	14,00
Reaction Ro-45	7,3x44,63	pz	24	19,440	0,810	18	442	17,8
Reaction Ro-60	7,3x59,55	pz	48	20,880	0,424	13	472	9,6

UNE-ENV 12633

CLASE 1

CONTENT OF RECYCLED MATERIAL  
CONTENIDO DE MATERIAL RECICLADO

49%



# RECOVER



Floor: Recover Vison Natural 99,55x99,55 cm




Floor: Recover Grey Natural 99,55x99,55 cm Wall: Markham White Forbo 44,63x119,3 cm 231



# RECOVER

Porcelain Porcelánico Rectified Rectificado High Variation Contraste de Tonalidad



Recover Ivory Natural  
99,55x99,55 cm - 39,19"x39,19"

G-3268




Recover Ivory Natural  
49,75x99,55 cm - 19,59"x39,19"  
Recover Ivory Non-Slip  
49,75x99,55 cm - 19,59"x39,19"

G-3162  
G-3186




Recover Ivory Hexagon  
25x29 cm  
9,84"x11,42"

G-3230



Recover Ivory Nat. Mosaico 5x5  
29,75x29,75 cm  
11,71"x11,71"

G-3558



Recover Vison Natural  
99,55x99,55 cm - 39,19"x39,19"

G-3268




Recover Vison Natural  
49,75x99,55 cm - 19,59"x39,19"

G-3162




Recover Vison Hexagon  
25x29 cm  
9,84"x11,42"

G-3230



Recover Vison Nat. Mosaico 5x5  
29,75x29,75 cm  
11,71"x11,71"

G-3558




Recover Grey Natural  
99,55x99,55 cm - 39,19"x39,19"

G-3268




Recover Grey Natural  
49,75x99,55 cm - 19,59"x39,19"  
Recover Grey Non-Slip  
49,75x99,55 cm - 19,59"x39,19"

G-3162  
G-3186



Recover Grey Hexagon  
25x29 cm  
9,84"x11,42"

G-3230



Recover Grey Nat. Mosaico 5x5  
29,75x29,75 cm  
11,71"x11,71"

G-3558




Recover Stamp Natural\*  
49,75x99,55 cm - 19,59"x39,19"

G-3180



Recover Stamp Hexagon\*  
25x29 cm  
9,84"x11,42"

G-3254




Recover Mix Nat. Espiga Mosaico  
22,5x32,5 cm  
8,86"x12,79"

G-2187


\*Recover Stamp Natural consists of 8 different aleatory patterns  
\*Recover Stamp Natural se compone de 8 decoraciones diferentes aleatorias

## Skirtings | Rodapiés



Recover Natural Rodapié 50  
7,3x49,75 cm - 2,87"x19,59"

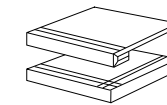
G-2071



Recover Natural Rodapié 100  
7,3x99,55 cm - 2,87"x39,19"

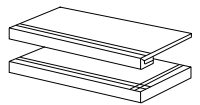
G-2115

## Steps | Peldaños



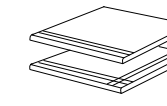
Recover Nat. Grad.  
Recover Nat. Grad. Ang.  
99,55x99,55 cm - 39,19"x39,19"

G-2723  
G-2779



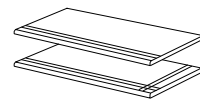
Recover Nat. Grad. 100  
Recover Nat. Grad. Ang. 100  
49,75x99,55 cm - 19,59"x39,19"

G-2655  
G-2723



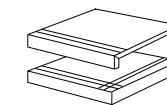
Recover Nat. Peld.  
Recover Nat. Peld. Ang.  
99,55x99,55 cm - 39,19"x39,19"

G-2541  
G-2623



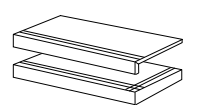
Recover Nat. Peld. 100  
Recover Nat. Peld. Ang. 100  
49,75x99,55 cm - 19,59"x39,19"

G-2337  
G-2375



Recover Nat. Tipo L  
Recover Nat. Tipo L Ang.  
94x99,55 cm - 37,01"x39,19"

G-2609  
G-2815



Recover Nat. Tipo L 100  
Recover Nat. Tipo L Ang. 100  
44x99,55 cm - 17,32"x39,19"

G-2503  
G-2585

CLASE 1 - Natural Finish  
CLASE 3 - Non-Slip Finish

DIN 51130

R10 - Natural Finish  
R10 - Non-Slip Finish

ANSI A 137.1-2012

DCOF>0.42 - Natural & Non-Slip Finish

BS 7976

PTV > 24 - Natural Finish  
PTV > 36 - Non-Slip Finish

CONTENT OF RECYCLED MATERIAL  
CONTENIDO DE MATERIAL REICLADO

40%

Series	Format&Thickness	Unit	Boxes/Pallet	m <sup>2</sup> /Pallet	m <sup>2</sup> /Box	Pieces/Box	Kg/Pallet	Kg/Box
Recover 50X100	49,75x99,55x1 cm	m <sup>2</sup>	27	40,12	1,486	3	941	34,10
Recover 100X100	99,55x99,55x1 cm	m <sup>2</sup>	40	39,64	0,991	1	991	23,88
Recover Hexagon	25x29x1 cm	m <sup>2</sup>	48	44,88	0,935	17	1068	21,77
Recover Nat. Mosaico 5X5	29,75x29,75 cm	m <sup>2</sup>	36	22,28	0,619	7	480	12,97
Recover Mix Nat. Espiga	22,5x32,5 cm	m <sup>2</sup>	36	18,43	0,512	7	330	854



# RECOVER 2CM

Porcelain    Rectified    High Variation    Thickness 2CM  
 Porcelánico    Rectificado    Contraste de tonalidad    Espesor 2CM



Recover Ivory Outdoor 2 CM  
 49,75x99,55 cm - 19,59"x39,19"  
 G-3234



Recover Grey Outdoor 2 CM  
 49,75x99,55 cm - 19,59"x39,19"  
 G-3234

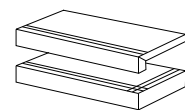


Recover Vison Outdoor 2 CM  
 49,75x99,55 cm - 19,59"x39,19"  
 G-3234



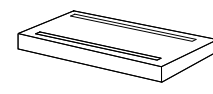
Wall: Recover Stamp Natural 49,75X99,55 cm    Floor: Recover Ivory Natural 99,55X99,55 cm\_Ivory Natural 2CM 49,75X99,55 cm

## Steps | Peldaños

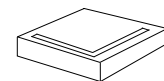


Recover Out. 2 CM Tipo L 100 G-2609  
 Recover Out. 2 CM Tipo L Ang. G-2815  
 49,75x99,55 cm - 19,59"x39,19"

## Grid | Rejilla



Recover Outdoor 2 CM Grid G-2375  
 24,75x99,55 cm - 9,74"x39,19"



Recover Outdoor 2 CM Grid G-2171  
 24,75x24,75cm - 9,74"x9,74"

UNE-ENV 12633

CLASE 3 - Outdoor Finish

DIN 51130

R11- A+B+C

ANSI A 137.1-2012

DCOF>0.42


CONTENT OF RECYCLED MATERIAL  
 CONTENIDO DE MATERIAL RECICLADO

40%

Series	Format&Thickness	Unit	Boxes/Pallet	m <sup>2</sup> /Pallet	m <sup>2</sup> /Box	Pieces/Box	Kg/Pallet	Kg/Box
Recover 2 CM	49,75x99,55x2 cm	m <sup>2</sup>	36	17,82	0,495	1	883	23,58




# REGIO





# REGIO

Porcelain    Rectified    Slight Variation    Double Firing    Thickness 0,74 cm  
 Porcelánico    Rectificado    Ligera Variación    Biccocción    Espesor 0,74 cm




Regio Traviatta Pulido  
59,55x59,55 cm - 23,45"x23,45"

G-3314



Regio Valquiria Pulido  
59,55x59,55 cm - 23,45"x23,45"

G-3314




Regio Aida Pulido  
59,55x59,55 cm - 23,45"x23,45"

G-3314



Regio Figaro Pulido  
59,55x59,55 cm - 23,45"x23,45"

G-3314



Apuane White Pulido  
59,55x59,55 cm - 23,45"x23,45"

G-3298

It is recommended to place this product with a parting line of 2 mm / Se recomienda colocar este producto con una junta de separación de 2 mm

Colección con posición de colocación:  
Para la correcta colocación de la Colección Regio, ver el reverso de la pieza, existe una Flecha que nos indica el sentido de colocación, colocar todas las piezas en el mismo sentido de colocación.

Installation with a fixed position when tiling:  
In order to properly install Regio Collection, check the back side of the tiles to find an arrow that will guide the installer to place all pieces in the same direction. Bus re nobis dolupta tatures sitemo




Floor: Primary White\_Black Natural 29,75x29,75 cm    Wall: Metro white\_Black 20x59,2\_Matin Decor

Recommended for residential use /  
Recomendado para uso residencial

CONTENT OF RECYCLED MATERIAL  
CONTENIDO DE MATERIAL RECICLADO

45%

Series	Format&Thickness	Unit	Boxes/Pallet	m <sup>2</sup> /Pallet	m <sup>2</sup> /Box	Pieces/Box	Kg/Pallet	Kg/Box
Regio Pulido 60x60 cm	59,55x59,55x0,74	m <sup>2</sup>	30	53,19	1,773	5	950	30,90



Floor: Regio Aida Pulido 59,55x59,55 cm



# REMIND

Porcelain Straight Edge High Variation  
 Porcelánico Ángulo Recto Contraste de Tonalidad



Remind Ice Natural  
 24,9x100 cm G-3154  
 9,8"x39,37"



Remind Vestige Natural  
 24,9x100 cm G-3154  
 9,8"x39,37"



Remind Ice Natural Mosaico. 5x5  
 29,75 x 29,75 cm G-3666  
 11,71"x11,71"

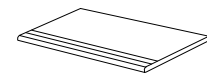


Remind Vestige Natural Mosaico 5x5  
 29,75 x 29,75 cm G-3666  
 11,71"x11,71"

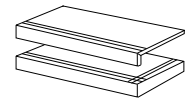
## Skirtings | Rodapiés

Remind Natural Rodapié G-2115  
 8x100 cm - 3,15"x39,37"

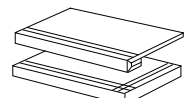
## Steps | Peldaños



Remind Peldaño G-2211  
 Remind Peldaño Ángulo G-2235  
 24,9x100 cm - 9,80"x39,37"



Remind Tipo L-100 G-2503  
 Remind Tipo L Ángulo G-2585  
 24,9x100 cm - 9,80"x39,37"



Remind Gradone G-2585  
 Remind Gradone Ángulo G-2623  
 24,9x100 cm - 9,80"x39,37"

UNE-ENV 12633

CLASE 2

DIN 51130

R10

ANSI A 137.1-2012

DCOF>0.42

BS 7976


PTV > 24

CONTENT OF RECYCLED MATERIAL  
 CONTENIDO DE MATERIAL RECICLADO

48%

Series	Format&Thickness	Unit	Boxes/Pallet	m <sup>2</sup> /Pallet	m <sup>2</sup> /Box	Pieces/Box	Kg/Pallet	Kg/Box
Remind 25x100x1,00	24,9x100	m <sup>2</sup>	42	73,206	1,743	7	1667,12	39,36
Remind Nat. Mosaico 5X5	29,75x29,75	m <sup>2</sup>	36	22,284	0,619	7	480	12,93
Remind Nat. Ro-100	8x100	pz	16	19,200	1,200	15	416	25,12

Floor: Remind Ice Natural 24,9x100 cm



Floor: Remind Vestige Natural 24,9x100 cm



# RETRO

Porcelain Porcelánico Rectified Rectificado High Variation Contraste de Tonalidad Double Firing Bicocción



Retro Random Natural  
29,75x29,75 cm G-3286  
11,71"x11,71"

Retro Random Nat consists of 16 different aleatory patterns  
Retro Random Nat consiste en 16 decoraciones diferentes aleatorias



Retro Dark Natural  
29,75 x 29,75 cm G-3286



Retro Light Natural  
29,75 x 29,75 cm G-3286



\* 4 PIECES COMPOSITION / COMPOSICIÓN 4 PIEZAS

\* 4 PIECES COMPOSITION / COMPOSICIÓN 4 PIEZAS



Retro Ivory Natural  
29,75x29,75 cm G-3286  
11,71"x11,71"



Retro Ivory Natural Mosaico 5x5  
29,75x29,75 cm G-3666  
11,71"x11,71"

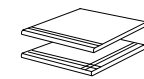


Retro Random Natural Mosaico  
29,75x29,75 cm G-3666  
11,71"x11,71"

Skirtings | Rodapiés

Retro Ivory Rodapié  
7,3x29,75 cm -  
2,87"x11,71"

Steps | Peldaños



Retro Peldaño Nat.  
29,75x29,75 cm -  
1,71"x11,71"

UNE-ENV 12633

CLASE 1

DIN 51130

R10

CONTENT OF RECYCLED MATERIAL  
CONTENIDO DE MATERIAL RECICLADO

44%

Series	Format&Thickness	Unit	Boxes/Pallet	m <sup>2</sup> /Pallet	m <sup>2</sup> /Box	Pieces/Box	Kg/Pallet	Kg/Box
Retro Natural	29,75x29,75x0,99	m <sup>2</sup>	40	46	1,15	13	1000	24,42
Retro Nat. Mos. 5X5	29,75x29,75	m <sup>2</sup>	36	22,284	0,619	7	479,516	12,931
Retro Nat. Ro-30	7,3x29,75	pz	36	22,68	0,63	29	658,76	17,91



Floor: Retro Light Natural\_Ivory Natural 29,75x29,75 cm



# RODEN

Porcelain Straight Edge Sight Variation  
 Porcelánico Ángulo Recto Ligera Variación



Roden Ivory Natural  
100x100 cm - 39,37"x39,37"

G-3220



Roden Ivory Natural  
50x100 cm - 19,69"x39,37"

G-3140



Roden Ivory Natural  
Mosaico 5x5  
29,75x29,75 cm  
11,71"x11,71"

G-3558



Roden Beige Natural  
100x100 cm - 39,37"x39,37"

G-3220



Roden Beige Natural  
50x100 cm - 19,69"x39,37"  
Roden Beige Non-Slip  
50x100 cm - 19,69"x39,37"

G-3140



Roden Beige Natural  
Mosaico 5x5  
29,75x29,75 cm  
11,71"x11,71"

G-3558

UNE-ENV 12633

CLASE 1 - Natural Finish  
CLASE 3 - Non-Slip Finish

DIN 51130


R9 - Natural Finish  
R10 - Non-Slip Finish

CONTENT OF RECYCLED MATERIAL  
CONTENIDO DE MATERIAL RECICLADO

48%

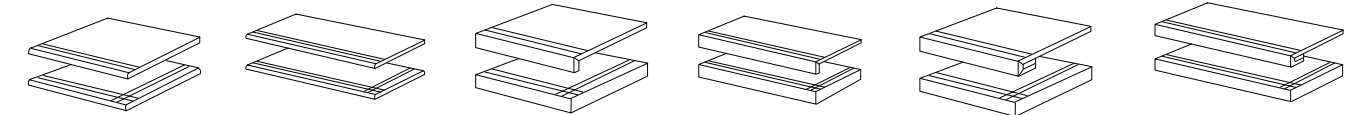
Series	Format&Thickness	Unit	Boxes/Pallet	m <sup>2</sup> /Pallet	m <sup>2</sup> /Box	Pieces/Box	Kg/Pallet	Kg/Box
Roden	50x100x1,00	m <sup>2</sup>	27	40,50	1,50	3	953	34,444
Roden	100x100x1,00	m <sup>2</sup>	40	40	1	1	1000	24,100
Roden Nat. Ro-50	8x50	pz	24	13,44	0,56	14	301,976	11,999
Roden Nat. Ro-100	8x100	pz	16	19,20	1,20	1 5	415,920	25,120
Roden Nat. Mosai 5x5	29,75x29,75	m <sup>2</sup>	36	22,284	0,619	7	479,516	12,931

## Skirtings | Rodapiés




Roden Natural Rodapié 8x100 cm - 3,15"x39,37" G-2115  
 Roden Natural Rodapié 8x50 cm - 3,15"x19,69" G-2071

## Steps | Peldaños



Roden Nat. Peldaño G-2541  
 Roden Nat. Peldaño Ang. G-2623  
 Roden Nat. Peldaño 100 G-2337  
 Roden Nat. Peldaño Ang. G-2375  
 Roden Nat. Tipo L-100 G-2609  
 Roden Nat. Tipo L Ang. G-2815  
 Roden Nat. tipo L-1 00 G-2503  
 Roden Nat. tipo L Ang. G-2585  
 Roden Nat. Gradone 100 G-2723  
 Roden Nat. Gradone Ang. G-2779  
 Roden Nat. Gradone 100 G-2655  
 Roden Nat. Gradone Ang. G-2723

Available in all colours of collection / Disponibles en todos los colores de la colección



Floor: Roden Beige Natural 100x100 cm



# RONDA





# RONDA

Porcelain    Rectified    Slight Variation  
 Porcelánico    Rectificado    Ligera Variación

MATCHING WALL TILES IN WALL TILE CATALOGUE  
 REVESTIMIENTO COORDINADO EN EL CATÁLOGO WALL TILES



**Ronda Ivory Natural**  
 99,55x99,55 cm - 39,19"x39,19"  
**Ronda Ivory Non-Slip**  
 99,55x99,55 cm - 39,19"x39,19"

G-3268  
 G-3298



**Ronda Ivory Natural**  
 49,75x99,55 cm - 19,59"x39,19"  
**Ronda Ivory Non-Slip**  
 49,75x99,55 cm - 19,59"x39,19"

G-3162  
 G-3186



**Ronda Ivory Nat. Mosaico 5x5**  
 29,75x29,75 cm  
 11,71"x11,71"

G-3558



**Ronda Beige Natural**  
 99,55x99,55 cm - 39,19"x39,19"  
**Ronda Beige Non-Slip**  
 99,55x99,55 cm - 39,19"x39,19"

G-3268  
 G-3298



**Ronda Beige Natural**  
 49,75x99,55 cm - 19,59"x39,19"  
**Ronda Beige Non-Slip**  
 49,75x99,55 cm - 19,59"x39,19"

G-3162  
 G-3186



**Ronda Beige Nat. Mosaico 5x5**  
 29,75x29,75 cm  
 11,71"x11,71"

G-3558



**Ronda Ivory Natural**  
 59,55x59,55 cm - 23,45"x23,45"

G-3146



**Ronda Beige Natural**  
 59,55x59,55 cm - 23,45"x23,45"

G-3146



Floor: Ronda Beige Natural 59,55x59,55 cm

UNE-ENV 12633

CLASE 1 - Natural Finish  
 CLASE 3 - Non-Slip Finish

DIN 51130

R10 - Natural Finish  
 R11 - Non-Slip Finish

ANSI A 137.1-2012

DCOF>0.42 - Natural &  
 Non-Slip Finish

BS 7976

PTV > 24 - Natural Finish  
 PTV > 36 - Non-Slip Finish

CONTENT OF RECYCLED MATERIAL  
 CONTENIDO DE MATERIAL RECICLADO

40%

Series	Format&Thickness	Unit	Boxes/Pallet	m <sup>2</sup> /Pallet	m <sup>2</sup> /Box	Pieces/Box	Kg/Pallet	Kg/Box
Ronda 50X100	49,75x99,55x1 cm	m <sup>2</sup>	27	40,12	1,486	3	944	34,10
Ronda 100X100	99,55x99,55x1 cm	m <sup>2</sup>	40	39,64	0,991	1	991	23,88
Ronda 60X60	59,55x59,55x1 cm	m <sup>2</sup>	36	51,08	1,419	4	1166	31,75
Ronda Nat. Mosaico 5X5	29,75x29,75 cm	m <sup>2</sup>	36	22,28	0,619	7	489	12,97
Ronda Rodapié	7,3x49,75 cm	pz	24	12,19	0,508	14	537,6	22,40
Ronda Rodapié	7,3x59,55 cm	pz	24	29,21	0,81	18	450	17,80
Ronda Rodapié	7,3x99,55	pz	16	17,44	1,09	15	411	24,23



# RONDA

Porcelain    Rectified    Slight Variation  
 Porcelánico    Rectificado    Ligera Variación




**Ronda Grey Natural**  
 99,55x99,55 cm - 39,19"x39,19"  
**Ronda Grey Non-Slip**  
 99,55x99,55 cm - 39,19"x39,19"

G-3268  
 G-3298



**Ronda Grey Natural**  
 49,75x99,55 cm - 19,59"x39,19"  
**Ronda Grey Non-Slip**  
 49,75x99,55 cm - 19,59"x39,19"

G-3162  
 G-3186



**Ronda Grey Nat. Mosaico 5x5**  
 29,75x29,75 cm  
 11,71"x11,71"


G-3558




**Ronda Grey Natural**  
 59,55x59,55 cm - 23,45"x23,45"

G-3146

## Skirtings | Rodapiés



**Ronda Natural Rodapié 50**    G-2071  
 7,3x49,75 cm - 2,87"x19,59"

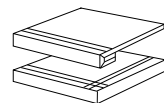


**Ronda Natural Rodapié 60**    G-2071  
 7,3x59,55 cm - 2,87"x23,45"

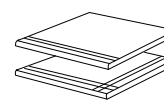


**Ronda Natural Rodapié 100**    G-2115  
 7,3x99,55 cm - 2,87"x39,19"

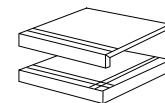
## Steps | Peldaños



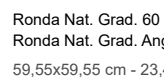
**Ronda Nat. Grad.**    G-2723  
**Ronda Nat. Grad. Ang.**    G-2779  
 99,55x99,55 cm - 39,19"x39,19"



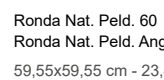
**Ronda Nat. Peld.**    G-2541  
**Ronda Nat. Peld. Ang.**    G-2623  
 99,55x99,55 cm - 39,19"x39,19"



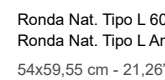
**Ronda Nat. Tipo L**    G-2609  
**Ronda Nat. Tipo L Ang.**    G-2815  
 94x99,55 cm - 37,01"x39,19"



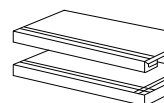
**Ronda Nat. Grad. 60**    G-2559  
**Ronda Nat. Grad. Ang. 60**    G-2609  
 59,55x59,55 cm - 23,45"x23,45"



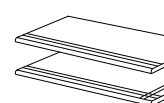
**Ronda Nat. Peld. 60**    G-2197  
**Ronda Nat. Peld. Ang. 60**    G-2287  
 59,55x59,55 cm - 23,45"x23,45"



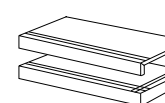
**Ronda Nat. Tipo L 60**    G-2375  
**Ronda Nat. Tipo L Ang. 60**    G-2585  
 54x59,55 cm - 21,26"x23,45"



**Ronda Nat. Grad. 100**    G-2655  
**Ronda Nat. Grad. Ang. 100**    G-2723  
 49,75x99,55 cm - 19,59"x39,19"



**Ronda Nat. Peld. 100**    G-2337  
**Ronda Nat. Peld. Ang. 100**    G-2375  
 49,75x99,55 cm - 19,59"x39,19"



**Ronda Nat. Tipo L 100**    G-2503  
**Ronda Nat. Tipo L Ang. 100**    G-2585  
 44x99,55 cm - 17,32"x39,19"



Floor: Ronda Grey Natural 99,55x99,55 cm

UNE-ENV 12633

**CLASE 1 - Natural Finish**  
**CLASE 3 - Non-Slip Finish**  
 DIN 51130

**R10 - Natural Finish**  
**R11 - Non-Slip Finish**  
 ANSI A 137.1-2012

**DCOF>0.42 - Natural & Non-Slip Finish**  
 BS 7976

**PTV > 24 - Natural Finish**  
**PTV > 36 - Non-Slip Finish**

CONTENT OF RECYCLED MATERIAL  
 CONTENIDO DE MATERIAL RECICLADO

40%



# RONDA 2CM

Porcelain    Rectified    Slight Variation    Thickness 2CM  
 Porcelánico    Rectificado    Ligera Variación    Espesor 2CM



Ronda Ivory Outdoor 2CM  
 49,75x99,55 cm - 19,59"x39,19"

G-3234




Ronda Beige Outdoor 2CM  
 49,75x99,55 cm - 19,59"x39,19"

G-3234



Ronda Grey Outdoor 2CM  
 49,75x99,55 cm - 19,59"x39,19"

G-3234



UNE-ENV 12633

CLASE 3

DIN 51130

R11 A+B+C

ANSI A 137.1-2012

DCOF>0.42

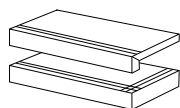
BS 7976

PTV > 36

CONTENT OF RECYCLED MATERIAL  
 CONTENIDO DE MATERIAL RECICLADO

40%

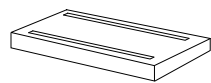
## Steps | Peldaños



Ronda Out. 2CM Tipo L 100  
 Ronda Out. 2CM Tipo L Ang.  
 49,75x99,55 cm - 19,59"x39,19"

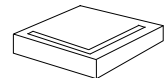
G-2609  
 G-2815

## Grid | Rejilla



Ronda Outdoor 2CM Grid  
 24,75x99,55 cm - 9,74"x39,19"

G-2375



Ronda Outdoor 2CM Grid  
 24,75x24,75cm - 9,74"x9,74"

G-2171

Series	Format&Thickness	Unit	Boxes/Pallet	m <sup>2</sup> /Pallet	m <sup>2</sup> /Box	Pieces/Box	Kg/Pallet	Kg/Box
Ronda 2CM	49,75x99,55x2 cm	m <sup>2</sup>	36	17,82	0,495	1	883	23,89

Indoor: Ronda Ivory Natural 99,55x99,55 cm    Outdoor: Ronda Ivory Outdoor 2CM 49,75x99,55 cm



# SÃO LUIS





# SÃO LUIS

Porcelain Straight Edge Slight Variation Pre-scored  
 Porcelánico Ángulo Recto Ligera Variación Preincisión



São Luis White Natural  
59,2x59,2 cm - 23,3"x23,3"

G-3146



São Luis Mèrces Natural  
59,2x59,2 cm - 23,3"x23,3"

G-3146



São Luis Neto Natural  
59,2x59,2 cm - 23,3"x23,3"

G-3146



São Luis Azevedo Natural  
59,2x59,2 cm - 23,3"x23,3"

G-3146



São Luis Sacra Natural  
59,2x59,2 cm - 23,3"x23,3"

G-3146




São Luis Mix Natural\*  
59,2x59,2 cm - 23,3"x23,3"

G-3146

\*São Luis Mix Natural consists of 6 different aleatory patterns |  
 \*São Luis Mix Natural se componen de 6 decoraciones diferentes aleatorias

MATCHING WALL TILES IN WALL TILE CATALOGUE  
 REVESTIMIENTO COORDINADO EN EL CATÁLOGO WALL TILES

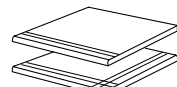
## Skirtings | Rodapiés



São Luis White  
Nat. Rodapie  
8x59,2 cm - 3,15"x23,3"

G-2071

## Steps | Peldaños



São Luis Nat. Peldaño  
São Luis Nat. Peldaño Áng.  
59,2x59,2 cm - 23,30"x23,30"

G-2197

G-2281

UNE-ENV 12633

CLASE 2

DIN 51130

R10

ANSI A 137.1-2012

DCOF>0.42

BS 7976


PTV > 36

CONTENT OF RECYCLED MATERIAL  
 CONTENIDO DE MATERIAL RECICLADO

43%



Floor: São Luis Sacra Natural 59,2x59,2 cm



Floor: São Luis Mix\_White Natural 59,2x59,2 cm

Series	Format&Thickness	Unit	Boxes/Pallet	m <sup>2</sup> /Pallet	m <sup>2</sup> /Box	Pieces/Box	Kg/Pallet	Kg/Box
São Luis	59,2x59,2x1,00 cm	m <sup>2</sup>	36	50,47	1,402	4	1153	31,40
São Luis Rodapie	8x59,2 cm	pz	24	15,912	0,663	14	356	13,89



# SENSATION

Gres Straight Edge Uniform Appearance  
Gres Ángulo Recto Aspecto Uniforme




\* Available sensation rodapié maíz, rojo, pistacho, negro y valler blanco rodapié. Disponible sensation rodapié maíz, rojo, pistacho, negro y valler blanco rodapié.

Series	Format&Thickness	Unit	Boxes/Pallet	m <sup>2</sup> /Pallet	m <sup>2</sup> /Box	Pieces/Box	Kg/Pallet	Kg/Box
Sensation	31,6x59,2x1,05	m2	48	45,12	0,94	5	1030	21,16
Sensation Rodapié	8x31,6	pz	36	36,40	1,01	40	669	18,20

# SINCRO

Gres Uniform Appearance  
Gres Aspecto Uniforme



\* Skirtings available in atlántico\_Beige (G-640) and Blanco-Rojo-Negro (G-630). \* Rodapiés disponibles en atlántico\_Beige (G-640) y Blanco-Rojo-Negro (G-630).

Series	Format&Thickness	Unit	Boxes/Pallet	m <sup>2</sup> /Pallet	m <sup>2</sup> /Box	Pieces/Box	Kg/Pallet	Kg/Box
Sincro	31,6x31,6 cmx0,85	m2	62	62,00	1,00	10	1140	18,14
Sincro B-Insert	31,6x31,6 cm	pz	40	48,00	1,20	12	593	14,48
Sincro Inserto	20x20	pz	32	23,04	0,72	18	336	10,06
Sincro Rodapié	8x31,6	pz	36	36,40	1,01	40	669	18,20



# SHAGREEN



Floor: Shagreen Grey Lappato 59,55x59,55 cm



# SHAGREEN

Porcelain Rectified Slight Variation Double Firing  
Porcelánico Rectificado Ligera Variación Bicocción



Shagreen White Lappato  
59,55x59,55 cm - 23,45"x23,45"

G-3392



Shagreen Blue Lappato  
59,55x59,55 cm - 23,45"x23,45"

G-3392



Shagreen Coffee Lappato  
59,55x59,55 cm - 23,45"x23,45"


G-3392



Shagreen Grey Lappato  
59,55x59,55 cm - 23,45"x23,45"

G-3392

MATCHING WALL TILES IN WALL TILE CATALOGUE  
REVESTIMIENTO COORDINADO EN EL CATÁLOGO WALL TILES



UNE-EN 12633

CLASE 2

DIN 51130

R11

ANSI A 137.1-2012

DCOF>0.42

CONTENT OF RECYCLED MATERIAL  
CONTENIDO DE MATERIAL RECICLADO

41%

Series	Format&Thickness	Unit	Boxes/Pallet	m <sup>2</sup> /Pallet	m <sup>2</sup> /Box	Pieces/Box	Kg/Pallet	Kg/Box
Shagreen Lappato	59,55x59,55x1,03 cm	m <sup>2</sup>	30	31,89	1,06	3	779	25,22

Floor & Wall: Shagreen Coffee Lappato 59,55x59,55 cm



# SONAR

Porcelain  
Porcelánico

Rectified  
Rectificado

Double Firing  
Bicocción

High Variation <sup>Ice</sup> Vestige/Dark  
Contraste de Tonalidad



Sonar Ice Natural  
44,63x89,46 cm - 17,57"x35,22"  
G-3330



Sonar Ice Nat.  
11x89,46 cm  
4,33"x35,22"  
G-3410



Sonar Vestige Natural  
44,63x89,46 cm - 17,57"x35,22"  
G-3330



Sonar Vestige Nat.  
11x89,46 cm  
4,33"x35,22"  
G-3410



Sonar Dark Natural  
44,63x89,46 cm - 17,57"x35,22"  
G-3330



Sonar Dark Nat.  
11x89,46 cm  
4,33"x35,22"  
G-3410

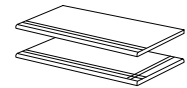
## Skirtings | Rodapiés



Sonar Rodapié G-2085  
7,3x44,63 cm - 2,87"x17,57"

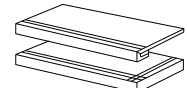
Available in all colours of collection /  
Disponibles en todos los colores de la colección

## Steps | Peldaños




Sonar Peldaño G-2315  
44,63x89,46 cm - 17,57"x35,22"

Sonar Peldaño Ángulo G-2323  
44,63x89,46cm - 17,57"x35,22"



Sonar Gradone G-2623  
44,63x89,46 cm - 17,57"x35,22"

Sonar Gradone Ángulo G-2645  
44,63x89,46cm - 17,57"x35,22"



Floor: Sonar Vestige Natural 11x89,46 cm

UNE-ENV 12633

CLASE 1

DIN 51130

R9

CONTENT OF RECYCLED MATERIAL  
CONTENIDO DE MATERIAL RECICLADO

48% \*Sonar Vestige Nat.

Series	Format&Thickness	Unit	Boxes/Pallet	m <sup>2</sup> /Pallet	m <sup>2</sup> /Box	Pieces/Box	Kg/Pallet	Kg/Box
Sonar 45x90	44,63x89,46x1,11	m2	27	32,346	1,198	3	860,000	31,000
Sonar 11x90	11x89,46x1,11	m2	36	35,424	0,984	10	907,880	24,580
Sonar Rodapié	7,3x44,63	pz	48	20,880	0,435	13	471,680	9,535



# STRACCIATELLA





# STRACCIATELLA

Porcelain Straight Edge Slight Variation  
 Porcelánico Ángulo Recto Ligera Variación



Stracciatella White Natural  
 25x29 cm - 9,84"x11,42"  
 G-3230



Stracciatella Blue Natural  
 25x29 cm - 9,84"x11,42"  
 G-3230



Stracciatella Honey Natural  
 25x29 cm - 9,84"x11,42"  
 G-3230



Stracciatella Pink Natural  
 25x29 cm - 9,84"x11,42"  
 G-3230

\*Stracciatella consists of 9 different aleatory patterns |  
 \*Colección Stracciatella se compone de 4 colores diferentes con 24 decoraciones diferentes aleatorias por color

UNE-ENV 12633

CLASE 1

DIN 51130

R10

ANSI A 137.1-2012

DCOF>0.42

BS 7976

PTV > 24

CONTENT OF RECYCLED MATERIAL  
 CONTENIDO DE MATERIAL RECICLADO

40%

Series	Format&Thickness	Unit	Boxes/Pallet	m <sup>2</sup> /Pallet	m <sup>2</sup> /Box	Pieces/Box	Kg/Pallet	Kg/Box
Stracciatella Hexagon	25x29x1 cm	m <sup>2</sup>	48	44,88	0,935	17	1068	21,77



Floor: Stracciatella White\_Blue\_Honey\_Pink Natural 25x29 cm



# STUDIO





# STUDIO

Porcelain Rectified Slight Variation  
 Porcelánico Rectificado Ligera Variación

MATCHING WALL TILES IN WALL TILE CATALOGUE  
 REVESTIMIENTO COORDINADO EN EL CATÁLOGO WALL TILES



Studio Ivory Natural  
 99,55x99,55 cm - 39,19"x39,19"  
 Studio Ivory Non-Slip  
 99,55x99,55 cm - 39,19"x39,19"

G-3268  
 G-3298



Studio Ivory Natural  
 49,75x99,55 cm - 19,59"x39,19"

G-3162




Studio Ivory Nat. Mosaico 5x5  
 29,75x29,75 cm  
 11,71"x11,71"

G-3558



Studio Ivory Natural  
 59,55x59,55 cm - 23,45"x23,45"

G-3146



Studio Ivory Natural  
 29,75x59,55 cm - 11,71"x23,45"

G-3132



Studio Ivory Hexagon  
 25x29 cm - 9,84"x11,42"

G-3230



Studio Stamp Hexagon\*  
 25x29 cm - 9,84"x11,42"

G-3230

\*Studio Stamp Hexagon consists of 20 different aleatory patterns |  
 \*Studio Stamp Hexagon se compone de 20 decoraciones diferentes aleatorias

UNE-ENV 12633

CLASE 1 - Natural Finish  
 CLASE 2 - Hexagon  
 CLASE 3 - Non-Slip Finish

DIN 51130

R10 - Natural Finish & Hexagon  
 R11 - Non-Slip Finish

ANSI A 137.1-2012

DCOF>0.42 - Natural &  
 Non-Slip Finish

BS 7976

PTV > 24 - Natural Finish  
 PTV > 36 - Non-Slip Finish

CONTENT OF RECYCLED MATERIAL  
 CONTENIDO DE MATERIAL RECICLADO

43%

Series	Format&Thickness	Unit	Boxes/Pallet	m <sup>2</sup> /Pallet	m <sup>2</sup> /Box	Pieces/Box	Kg/Pallet	Kg/Box
Studio 50X100	49,75x99,55x1 cm	m <sup>2</sup>	27	40,12	1,486	3	944	34,10
Studio 100X100	99,55x99,55x1 cm	m <sup>2</sup>	40	39,64	0,991	1	991	23,88
Studio 60X60	59,55x59,55x1 cm	m <sup>2</sup>	36	51,08	1,419	4	1166	31,75
Studio Hexagon	25x29x1 cm	m <sup>2</sup>	48	44,88	0,935	17	1068	21,77
Studio Nat. Mosaico 5X5	29,75x29,75 cm	m <sup>2</sup>	36	22,28	0,619	7	489	12,97
Studio Rodapié	7,3x49,75 cm	pz	24	12,19	0,508	14	537,6	22,40
Studio Rodapié	7,3x59,55 cm	pz	24	29,21	0,81	18	450	17,80
Studio Rodapié	7,3x99,55 cm	pz	16	17,44	1,09	15	411	24,23



Wall: Studio Stamp Hexagon 25x29 cm Floor: Studio Stamp\_Anthracite Hexagon 25x29 cm



# STUDIO

Porcelain  
Porcelánico

Rectified  
Rectificado

Slight Variation  
Ligera Variación




Studio Grey Natural  
99,55x99,55 cm - 39,19"x39,19"  
Studio Grey Non-Slip  
99,55x99,55 cm - 39,19"x39,19"

G-3268  
G-3298




Studio Grey Natural  
49,75x99,55 cm - 19,59"x39,19"

G-3162




Studio Grey Nat.  
Mosaico 5x5  
29,75x29,75 cm  
11,71"x11,71"

G-3558




Studio Grey Natural  
59,55x59,55 cm - 23,45"x23,45"

G-3146



Studio Grey Natural  
29,75x59,55 cm -  
11,71"x23,45"

G-3132



Studio Grey Hexagon  
25x29 cm - 9,84"x11,42"

G-3230



Studio Anthracite Natural  
99,55x99,55 cm - 39,19"x39,19"  
Studio Anthracite Non-Slip  
99,55x99,55 cm - 39,19"x39,19"

G-3268  
G-3298



Studio Anthracite Natural  
49,75x99,55 cm - 19,59"x39,19"

G-3162



Studio Anthracite  
Nat. Mosaico 5x5  
29,75x29,75 cm  
11,71"x11,71"

G-3558



Studio Anthracite Natural  
59,55x59,55 cm - 23,45"x23,45"

G-3146



Studio Anthracite Natural  
29,75x59,55 cm -  
11,71"x23,45"

G-3132



Studio Anthracite Hexagon  
25x29 cm - 9,84"x11,42"

G-3230

UNE-ENV 12633

CLASE 1 - Natural Finish  
CLASE 2 - Hexagon  
CLASE 3 - Non-Slip Finish

DIN 51130

R10 - Natural Finish & Hexagon  
R11 - Non-Slip Finish

ANSI A 137.1-2012

DCOF>0.42 - Natural &  
Non-Slip Finish


BS 7976

PTV > 24 - Natural Finish  
PTV > 36 - Non-Slip Finish

CONTENT OF RECYCLED MATERIAL  
CONTENIDO DE MATERIAL RECICLADO


43%

## Skirtings | Rodapiés



Studio Natural Rodapié 50  
7,3x49,75 cm - 2,87"x19,59"

G-2071



Studio Natural Rodapié 60  
7,3x59,55 cm - 2,87"x23,45"

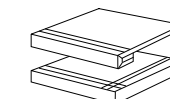
G-2071



Studio Natural Rodapié 100  
7,3x99,55 cm - 2,87"x39,19"

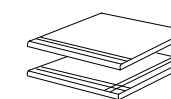
G-2115

## Steps | Peldaños



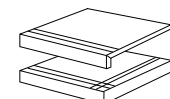
Studio Nat. Grad.  
Studio Nat. Grad. Ang.  
99,55x99,55 cm - 39,19"x39,19"

G-2723  
G-2779



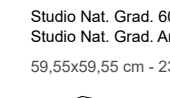
Studio Nat. Peld.  
Studio Nat. Peld. Ang.  
99,55x99,55 cm - 39,19"x39,19"

G-2541  
G-2623



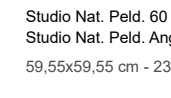
Studio Nat. Tipo L  
Studio Nat. Tipo L Ang.  
94x99,55 cm - 37,01"x39,19"

G-2609  
G-2815



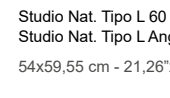
Studio Nat. Grad. 60  
Studio Nat. Grad. Ang. 60  
59,55x59,55 cm - 23,45"x23,45"

G-2559  
G-2609



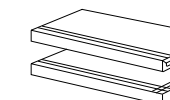
Studio Nat. Peld. 60  
Studio Nat. Peld. Ang. 60  
59,55x59,55 cm - 23,45"x23,45"

G-2197  
G-2287



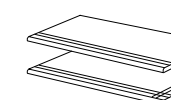
Studio Nat. Tipo L 60  
Studio Nat. Tipo L Ang. 60  
54x59,55 cm - 21,26"x23,45"

G-2375  
G-2585



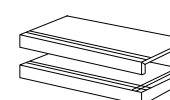
Studio Nat. Grad. 30  
Studio Nat. Grad. Ang. 30  
29,75x59,55 cm - 11,71"x39,19"

G-2465  
G-2515



Studio Nat. Peld. 30  
Studio Nat. Peld. Ang. 30  
29,75x59,55 cm - 11,71"x39,19"

G-2131  
G-2141



Studio Nat. Tipo L 30  
Studio Nat. Tipo L Ang. 30  
44x99,55 cm - 17,32"x39,19"

G-2503  
G-2585

Studio Nat. Grad. 100  
Studio Nat. Grad. Ang. 100  
49,75x99,55 cm - 19,59"x39,19"

G-2655  
G-2723

Studio Nat. Peld. 100  
Studio Nat. Peld. Ang. 100  
49,75x99,55 cm - 19,59"x39,19"

G-2337  
G-2375


Studio Nat. Tipo L 100  
Studio Nat. Tipo L Ang. 100  
44x99,55 cm - 17,32"x39,19"

G-2503  
G-2585




# STUDIO 2CM

Porcelain Rectified Slight Variation Thickness 2CM  
 Porcelánico Rectificado Ligera Variación Espesor 2CM



Studio Ivory Outdoor 2CM  
 49,75x99,55 cm - 19,59"x39,19"  
 G-3234



Studio Grey Outdoor 2CM  
 49,75x99,55 cm - 19,59"x39,19"  
 G-3234




Studio Anthracite Outdoor 2CM  
 49,75x99,55 cm - 19,59"x39,19"  
 G-3234



Studio Stamp Outdoor 2CM\*  
 49,75x99,55 cm - 19,59"x39,19"  
 G-3234

\*Studio Stamp Outdoor 2 CM consists of 9 different aleatory patterns |  
 \*Studio Stamp Outdoor 2 CM se compone de 9 decoraciones diferentes aleatorias



UNE-ENV 12633

CLASE 3

DIN 51130

R11 A+B+C

ANSI A 137.1-2012

DCOF>0.42

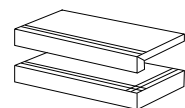
BS 7976

PTV > 36

CONTENT OF RECYCLED MATERIAL  
 CONTENIDO DE MATERIAL RECICLADO

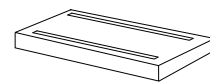
49%

## Steps | Peldaños

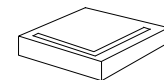


Studio Out. 2CM Tipo L 100 G-2609  
 Studio Out. 2CM Tipo L Ang. G-2815  
 44x99,55 cm - 17,32"x39,19"

## Grid | Rejilla



Studio Outdoor 2CM Grid G-2375  
 24,75x99,55 cm - 9,74"x39,19"



Studio Outdoor 2CM Grid G-2171  
 24,75x24,75cm - 9,74"x9,74"

Series	Format&Thickness	Unit	Boxes/Pallet	m <sup>2</sup> /Pallet	m <sup>2</sup> /Box	Pieces/Box	Kg/Pallet	Kg/Box
Studio 2CM	49,75x99,55x2 cm	m <sup>2</sup>	36	17,82	0,495	1	883	23,89


Floor: Studio Ivory 49,75x99,55 cm-Studio Stamp Outdoor 2CM 49,75x99,55 cm



# TANGO



Floor: Tango Almirante Floor 59,2x59,2 cm



Floor: Tango Boedo Natural 59,2x59,2 cm



# TANGO

Porcelain Straight Edge Slight Variation Pre-scored  
 Porcelánico Ángulo Recto Ligera Variación Preincisión



Tango White Natural  
59,2x59,2 cm - 23,3"x23,3"


G-3146



Tango Anthracite Natural  
59,2x59,2 cm - 23,3"x23,3"

G-3146

MATCHING WALL TILES IN WALL TILE CATALOGUE  
 REVESTIMIENTO COORDINADO EN EL CATÁLOGO WALL TILES



Tango Crespo Natural  
59,2x59,2 cm - 23,3"x23,3"

G-3146



Tango Crespo Frieze Natural  
59,2x59,2 cm - 23,3"x23,3"

G-3170




Tango Crespo Corner Natural  
59,2x59,2 cm - 23,3"x23,3"

G-3170



Tango Gaona Natural  
59,2x59,2 cm - 23,3"x23,3"

G-3146



Tango Telmo Natural  
59,2x59,2 cm - 23,3"x23,3"

G-3146



Tango Boedo Natural  
59,2x59,2 cm - 23,3"x23,3"

G-3146



Tango Pampa Natural  
59,2x59,2 cm - 23,3"x23,3"

G-3146



Tango Almirante Natural  
59,2x59,2 cm - 23,3"x23,3"

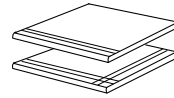
G-3146

## Skirtings | Rodapiés




Tango White/Anthracite  
Nat. Rodapie G-2071  
8x59,2 cm - 3,15"x23,3"

## Steps | Peldaños



Tango Nat. Peldaño G-2197  
Tango Nat. Peldaño Ángulo\* G-2281  
59,2x59,2 cm - 23,30"x23,30"



Floor: Tango Crespo\_Crespo Frieze\_Crespo Corner Natural 59,2x59,2 cm Wall: Swan Black Middle 29,75x89,46 cm

UNE-ENV 12633

CLASE 1

DIN 51130

R10

ANSI A 137.1-2012

DCOF>0.42

CONTENT OF RECYCLED MATERIAL  
 CONTENIDO DE MATERIAL RECICLADO

49%

Series	Format&Thickness	Unit	Boxes/Pallet	m <sup>2</sup> /Pallet	m <sup>2</sup> /Box	Pieces/Box	Kg/Pallet	Kg/Box
Tango	59,2x59,2x0,96 cm	m <sup>2</sup>	36	50,47	1,402	4	1153	31,40
Tango Rodapie	8x59,2 cm	pz	24	15,912	0,663	14	356	13,89



# TAWRIQ

Porcelain Straight Edge Slight Variation Pre-scored  
 Porcelánico Ángulo Recto Ligera Variación Preincisión



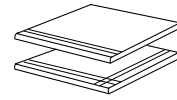
Tawriq Brown Natural  
59,2x59,2 cm - 23,3"x23,3"



Tawriq Blue Natural  
59,2x59,2 cm - 23,3"x23,3"

MATCHING WALL TILES IN WALL TILE CATALOGUE  
 REVESTIMIENTO COORDINADO EN EL CATÁLOGO WALL TILES

Steps | Peldaños



Tawriq Nat. Peldaño\* G-2197  
 Tawriq Nat. Peldaño Ángulo\* G-2281  
 59,2x59,2 cm - 23,30"x23,30"



Floor: Tawriq Brown Natural 59,2x59,2 cm

UNE-ENV 12633

CLASE 1

DIN 51130

R10

ANSI A 137.1-2012

DCOF>0.42

CONTENT OF RECYCLED MATERIAL  
 CONTENIDO DE MATERIAL RECICLADO

49%


Series	Format&Thickness	Unit	Boxes/Pallet	m <sup>2</sup> /Pallet	m <sup>2</sup> /Box	Pieces/Box	Kg/Pallet	Kg/Box
Tawriq Natural	59,2x59,2x0,96 cm	m <sup>2</sup>	36	50,47	1,402	4	1153	31,40



Floor: Tawriq Blue Natural 59,2x59,2 cm Wall: Tawriq Blue Zaida\_Blue Halifa 29,75x99,55 cm



# TERRE



Floor: Terre Sand Natural 24,9x100 cm-Terre Sand Nat. Ro-100-Terre Sand Nat.Grad-Ang.



Floor: Terre Rosso Natural 24,9x100 cm 285



# TERRE

Porcelain Straight Edge High Variation  
 Porcelánico Ángulo Recto Contraste de tonalidad



**Terre Ice Natural** G-3154  
 24,9x100 cm - 9,8"x39,37"

**Terre Sand Natural** G-3154  
 24,9x100 cm - 9,8"x39,37"

**Terre Rosso Natural** G-3154  
 24,9x100 cm - 9,8"x39,37"

**Terre Rosso Non-slip** G-3178  
 24,9x100 cm - 9,8"x39,37"



**Terre Ice Nat. Mosaico 5x5** G-3666  
 29,75x29,75 cm - 11,71"x11,71"

**Terre Sand Nat. Mosaico 5x5** G-3666  
 29,75x29,75 cm - 11,71"x11,71"

**Terre Rosso Nat. Mosaico 5x5** G-3666  
 29,75x29,75 cm - 11,71"x11,71"



**Terre Ice Hexagon** G-3230  
 25x29 cm - 9,84"x11,42"


**Terre Sand Hexagon** G-3230  
 25x29 cm - 9,84"x11,42"

**Terre Rosso Hexagon** G-3230  
 25x29 cm - 9,84"x11,42"

**Terre Stamp Hexagon\*** G-3254  
 25x29 cm - 9,84"x11,42"

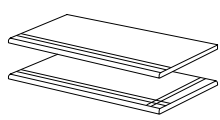
\*Terre Stamp Hexagon consists of 16 different aleatory patterns |  
 \*Terre Stamp Hexagon se compone de 16 decoraciones diferentes aleatorias

## Skirtings | Rodapiés

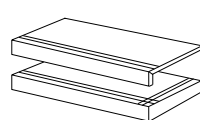


**Terre Natural Rodapié** G-2115  
 8x100 cm - 3,15"x39,37"

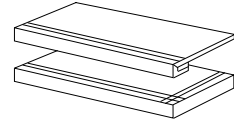
## Steps | Peldaños



**Terre Nat. Peldaño 100** G- 2211  
**Terre Nat. Peldaño Ang.** G- 2235  
 24,9x100 cm - 9,80"x39,37"



**Terre Nat. Tipo L-100** G- 2503  
**Terre Nat. Tipo L Áng.** G- 2585  
 24,9x100 cm - 9,80"x39,37"



**Terre Nat. Gradone 100** G- 2585  
**Terre Nat. Gradone Áng.** G- 2623  
 24,9x100 cm - 9,80"x39,37"

UNE-ENV 12633

CLASE 1 - Natural Finish  
 CLASE 3 - Non-Slip Finish

DIN 51130

R9 - Natural Finish  
 R11 - Non-Slip Finish

ANSI A 137.1-2012

DCOF>0.42 - Natural &  
 Non-Slip Finish

CONTENT OF RECYCLED MATERIAL  
 CONTENIDO DE MATERIAL RECICLADO

48%

Series	Format&Thickness	Unit	Boxes/Pallet	m <sup>2</sup> /Pallet	m <sup>2</sup> /Box	Pieces/Box	Kg/Pallet	Kg/Box
Terre 25x100	24,9x100x1	m <sup>2</sup>	42	73,206	1,743	7	1667,12	39,36
Terre Hexagon	25x29x1	m <sup>2</sup>	48	44,88	0,935	17	1068	21,77
Terre Nat. Mos. 5X5	29,75x29,75	m <sup>2</sup>	36	22,284	0,619	7	489	12,93
Terre Nat. Ro-100	8x100	pz	16	19,200	1,200	15	425	25,12

MATCHING WALL TILES IN WALL TILE CATALOGUE  
 REVESTIMIENTO COORDINADO EN EL CATÁLOGO WALL TILES



Floor: Terre Stamp Hexagon 25x29 cm 287








# TEX

Porcelain Porcelánico Rectified Rectificado Slight Variation Ligera Variación

MATCHING WALL TILES IN WALL TILE CATALOGUE  
REVESTIMIENTO COORDINADO EN EL CATÁLOGO WALL TILES



Tex Grey Natural  
99,55x99,55 cm - 39,19"x39,19"

G-3268



Tex Grey Natural  
49,75x99,55 cm - 19,59"x39,19"

G-3162



Tex Grey Nat.  
Mosaico 5x5  
29,75x29,75 cm  
11,71"x11,71"

G-3558




Tex Grey Natural  
59,55x59,55 cm - 23,45"x23,45"

G-3146



Tex Grey Hexagon Nat.  
25x29 cm  
9,84"x11,42"

G-3230



Tex Grey Pattern Natural  
99,55x99,55 cm - 39,19"x39,19"

G-3284



Tex Grey Pattern Natural  
49,75x99,55 cm - 19,59"x39,19"

G-3178



Tex Grey Pattern  
Nat. Mosaico 5x5  
29,75x29,75 cm  
11,71"x11,71"

G-3558




Tex Grey Pattern Natural  
59,55x59,55 cm - 23,45"x23,45"

G-3162

Tex Grey Pattern Natural 100x100 - 50x100 - 60x60 cm consists of 16 different aleatory patterns  
Tex Grey Pattern Natural 100x100 - 50x100 - 60x60 cm se componen de 16 decoraciones diferentes aleatorias

Tex Grey Hexagon consists of 48 different aleatory patterns  
Tex Grey Hexagon se componen de 48 decoraciones diferentes aleatorias



Tex Grey Pattern  
Hexagon Nat.  
25x29 cm -  
9,84"x11,42"

G-3230

UNE-ENV 12633

CLASE 2

DIN 51130

R10

ANSI A 137.1-2012

DCOF>0.42

CONTENT OF RECYCLED MATERIAL  
CONTENIDO DE MATERIAL RECICLADO


49%

Series	Format&Thickness	Unit	Boxes/Pallet	m <sup>2</sup> /Pallet	m <sup>2</sup> /Box	Pieces/Box	Kg/Pallet	Kg/Box
Tex 50X100	49,75x99,55x1 cm	m <sup>2</sup>	27	40,12	1,486	3	944,00	34,10
Tex 100X100	99,55x99,55x1 cm	m <sup>2</sup>	40	39,64	0,991	1	991	23,88
Tex 60X60	59,55x59,55x1 cm	m <sup>2</sup>	36	51,08	1,419	4	1166	31,75
Tex Nat. Mosaico 5X5	29,75x29,75 cm	m <sup>2</sup>	36	22,28	0,619	7	489	12,97
Tex Hexagon	25x29x1,0 cm	m <sup>2</sup>	48	44,88	0,935	17	1068	21,77
Tex Rodapié	7,3x49,75 cm	pz	24	12,19	0,508	14	537,6	22,40
Tex Rodapié	7,3x59,55 cm	pz	24	29,21	0,81	18	450	17,80
Tex Rodapié	7,3x99,55	pz	16	17,44	1,09	15	411	24,23




# TEX

Porcelain Porcelánico Rectified Rectificado Slight Variation Ligera Variación



Tex Ivory Natural  
99,55x99,55 cm - 39,19"x39,19"

G-3268



Tex Ivory Natural  
49,75x99,55 cm - 19,59"x39,19"

G-3162



Tex Ivory Nat.  
Mosaico 5x5  
29,75x29,75 cm  
11,71"x11,71"

G-3558



Tex Ivory Natural  
59,55x59,55 cm - 23,45"x23,45"

G-3146




Tex Ivory Hexagon Nat.  
25x29 cm -  
9,84"x11,42"

G-3230



Tex Ivory Pattern Natural  
99,55x99,55 cm - 39,19"x39,19"

G-3284



Tex Ivory Pattern Natural  
49,75x99,55 cm - 19,59"x39,19"

G-3178



Tex Ivory Pattern  
Nat. Mosaico 5x5  
29,75x29,75 cm  
11,71"x11,71"

G-3558



Tex Ivory Pattern Natural  
59,55x59,55 cm - 23,45"x23,45"

G-3162




Tex Ivory Pattern  
Hexagon Nat.  
25x29 cm -  
9,84"x11,42"

G-3230

Tex Ivory Pattern Natural 100x100 - 50x100 - 60x60 cm consists of 16 different aleatory patterns  
Tex Ivory Pattern Natural 100x100 - 50x100 - 60x60 cm se componen de 16 decoraciones diferentes aleatorias

Tex Ivory Hexagon consists of 48 different aleatory patterns  
Tex Ivory Hexagon se componen de 48 decoraciones diferentes aleatorias


## Skirtings | Rodapiés



Tex Natural Rodapié 50 G-2071  
7,3x49,75 cm - 2,87"x19,59"

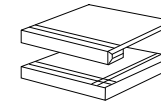


Tex Natural Rodapié 60 G-2071  
7,3x59,55 cm - 2,87"x23,45"

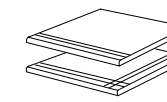


Tex Natural Rodapié 100 G-2115  
7,3x99,55 cm - 2,87"x39,19"

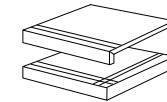
## Steps | Peldaños



Tex Nat. Grad. G-2723  
Tex Nat. Grad. Ang. G-2779  
99,55x99,55 cm - 39,19"x39,19"



Tex Nat. Peld. G-2541  
Tex Nat. Peld. Ang. G-2623  
99,55x99,55 cm - 39,19"x39,19"

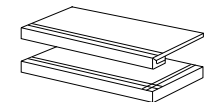


Tex Nat. Tipo L G-2609  
Tex Nat. Tipo L Ang. G-2815  
94x99,55 cm - 37,01"x39,19"

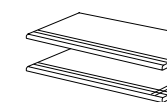
Tex Nat. Grad. 60 G-2559  
Tex Nat. Grad. Ang. 60 G-2609  
59,55x59,55 cm - 23,45"x23,45"

Tex Nat. Peld. 60 G-2197  
Tex Nat. Peld. Ang. 60 G-2281  
59,55x59,55 cm - 23,45"x23,45"

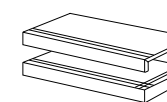
Tex Nat. Tipo L 60 G-2375  
Tex Nat. Tipo L Ang. 60 G-2585  
54x59,55 cm - 21,26"x23,45"



Tex Nat. Grad. 100 G-2655  
Tex Nat. Grad. Ang. 100 G-2723  
49,75x99,55 cm - 19,59"x39,19"



Tex Nat. Peld. 100 G-2337  
Tex Nat. Peld. Ang. 100 G-2375  
49,75x99,55 cm - 19,59"x39,19"



Tex Nat. Tipo L 100 G-2503  
Tex Nat. Tipo L Ang. 100 G-2585  
44x99,55 cm - 17,32"x39,19"

UNE-EN 12633

CLASE 2

DIN 51130

R10

ANSI A 137.1-2012

DCOF>0.42


CONTENT OF RECYCLED MATERIAL  
CONTENIDO DE MATERIAL RECICLADO

49%



# TEX


Porcelain Porcelánico  
 Rectified Rectificado  
 Slight Variation Ligera Variación  
 High Variation Contraste de Tonalidad  
 Pattern  
 Thickness 2CM Espesor 2CM



Tex Ivory Outdoor 2 CM  
 49,75x99,55 cm - 19,59"x39,19"  
 G-3234



Tex Ivory Pattern Outdoor 2 CM  
 49,75x99,55 cm - 19,59"x39,19"  
 G-3234



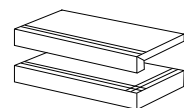
Tex Grey Outdoor 2 CM  
 49,75x99,55 cm - 19,59"x39,19"  
 G-3234



Tex Grey Pattern Outdoor 2 CM  
 49,75x99,55 cm - 19,59"x39,19"  
 G-3234

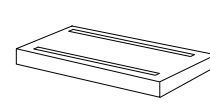
Tex Ivory & Grey Pattern Outdoor 2 CM consists of 16 different aleatory patterns |  
 Tex Ivory & Grey Pattern Outdoor 2 CM se componen de 16 decoraciones diferentes aleatorias

## Steps | Peldaños

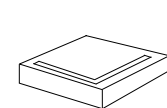


Tex Out. 2 CM Tipo L 100 G-2609  
 Tex Out. 2 CM Tipo L Ang. G-2815  
 49,75x99,55 cm - 19,59"x39,19"

## Grid | Rejilla



Tex Outdoor 2 CM Grid G-2375  
 24,75x99,55 cm - 9,74"x39,19"



Tex Outdoor 2 CM Grid G-2171  
 24,75x24,75cm - 9,74"x9,74"

UNE-ENV 12633

CLASE 3 - Outdoor Finish

DIN 51130

R11 - A+B+C


ANSI A 137.1-2012

DCOF>0.42

CONTENT OF RECYCLED MATERIAL  
 CONTENIDO DE MATERIAL RECICLADO

49%

Series	Format&Thickness	Unit	Boxes/Pallet	m <sup>2</sup> /Pallet	m <sup>2</sup> /Box	Pieces/Box	Kg/Pallet	Kg/Box
Tex 2 CM	49,75x99,55x2 cm	m <sup>2</sup>	36	17,82	0,495	1	883	23,59



Outdoor: Tex Ivory Pattern Outdoor 2CM 49,75x99,55 cm Indoor: Tex Ivory Pattern Natural 99,55x99,55 cm



# THOR

Porcelain Straight Edge Slight Variation  
 Porcelánico Ángulo Recto Ligera Variación

MATCHING WALL TILES IN WALL TILE CATALOGUE  
 REVESTIMIENTO COORDINADO EN EL CATÁLOGO WALL TILES



Thor Ivory Natural  
 59,2x59,2 cm - 23,30"x23,30"

G-3138



Thor Ivory Natural  
 31,6x59,2 cm  
 12,4"x23,30"

G-3114



Thor Beige Natural  
 59,2x59,2 cm - 23,30"x23,30"

G-3138



Thor Beige Natural  
 31,6x59,2 cm  
 12,4"x23,30"

G-3114



Thor Pearl Natural  
 59,2x59,2 cm - 23,30"x23,30"

G-3138



Thor Pearl Natural  
 31,6x59,2 cm  
 12,4"x23,30"

G-3114



Thor Grey Natural  
 59,2x59,2 cm - 23,30"x23,30"

G-3138



Thor Grey Natural  
 31,6x59,2 cm  
 12,4"x23,30"

G-3114

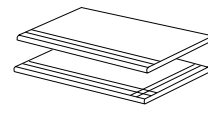
## Skirtings | Rodapiés



Thor Rodapié  
 8x59,2 cm - 3,15"x23,3"

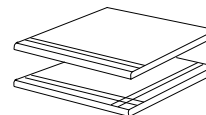
G-2071

## Steps | Peldaños



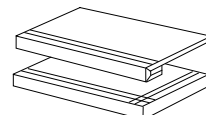
Thor Peldaño  
 Thor Peldaño Ángulo  
 31,6x59,2 cm - 12,4"x23,3"

G-2155  
 G-2171



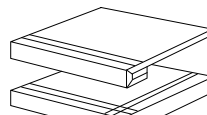
Thor Peldaño  
 Thor Peldaño Ángulo  
 59,2x59,2 cm - 23,30"x23,30"

G- 2197  
 G- 2281



Thor Gradone  
 Thor Gradone Ángulo  
 31,6x59,2 cm - 12,4"x23,3"

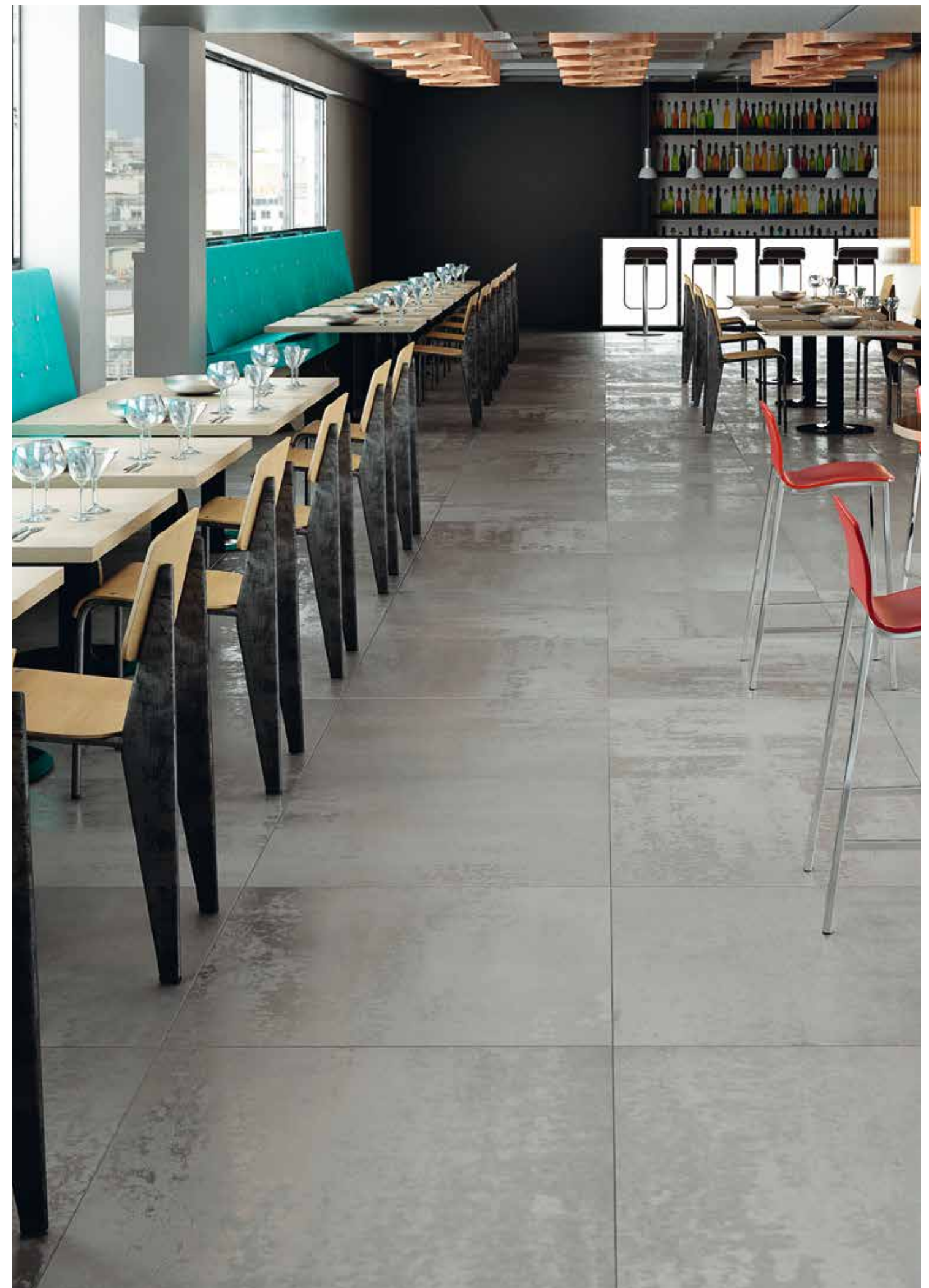
G-2449  
 G-2559



Thor Gradone  
 Thor Gradone Ángulo  
 59,2x59,2 cm - 23,30"x23,30"

G- 2559  
 G- 2609

Available in all colours of collection / Disponibles en todos los colores de la colección



UNE-ENV 12633

CLASE 1

CONTENT OF RECYCLED MATERIAL  
 CONTENIDO DE MATERIAL RECICLADO

48%

Series	Format&Thickness	Unit	Boxes/Pallet	m <sup>2</sup> /Pallet	m <sup>2</sup> /Box	Pieces/Box	Kg/Pallet	Kg/Box
Thor Natural 60x60	59,2x59,2x0,96	m2	24	33,648	1,402	4	777	31,54
Thor Natural 30x60	31,6x59,2x0,93	m2	32	47,904	1,497	8	1030	31,76
Thor Nat Ro-60	8x59,2	pz	24	15,912	0,663	14	347,336	13,889



# TIDE GRES

Gres Straight Edge Slight Variation  
Gres Ángulo Recto Ligera Variación



Tide Ivory  
42,6x42,6 cm - 16,8"x16,8"

G-890



Tide Beige  
42,6x42,6 cm - 16,8"x16,8"

G-890

## Skirtings | Rodapiés



Tide Rodapié G-660  
8x42,6 cm - 3,15"x16,8"

# TOUCH GRES

Gres Slight Variation  
Gres Ligera Variación



Touch Crema PEI-IV  
42,6x42,6 cm - 16,8"x16,8"

G-890



Touch Noce PEI-IV  
42,6x42,6 cm - 16,8"x16,8"

G-890

## Skirtings | Rodapiés



Touch Noce Rodapié G-660  
8x42,6 cm - 3,15"x16,8"

# VALMONT

Porcelain Straight Edge Moderate Variation  
Porcelánico Ángulo Recto Moderada Variación



Valmont Haya Natural G-3142  
15,7x59,2 cm  
6,18"x23,3"



Valmont Ceniza Natural G-3142  
15,7x59,2 cm  
6,18"x23,3"



Valmont Nogal Natural G-3142  
15,7x59,2 cm  
6,18"x23,3"

MATCHING WALL TILES IN WALL TILE CATALOGUE  
REVESTIMIENTO COORDINADO EN EL CATÁLOGO WALL TILES

## Skirtings | Rodapiés



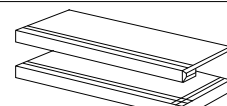
Valmont Rodapié G-2071  
7,3x59,2 cm - 2,87"x23,30"

Available in all colours of collection /  
Disponibles en todos los colores de la colección

## Steps | Peldaños



Valmont Nat. Peldaño G-2103  
15,7x59,2 cm - 6,18"x23,3"



Valmont Nat. Gradone G-2449  
15,7x59,2 cm - 6,18"x23,3"

Valmont Nat. Gradone Ángulo G-2559  
15,7x59,2 cm - 6,18"x23,3"

# VILARO

Porcelain Straight Edge Slight Variation  
Porcelánico Ángulo Recto Ligera Variación



Vilaro Carrara Natural G-3114  
31,6x59,2 cm  
12,4"x23,30"



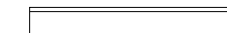
Vilaro Breccia Natural G-3114  
31,6x59,2 cm  
12,4"x23,30"



Vilaro Pulpis Natural G-3114  
31,6x59,2 cm  
12,4"x23,30"

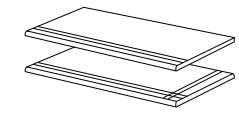
MATCHING WALL TILES IN WALL TILE CATALOGUE  
REVESTIMIENTO COORDINADO EN EL CATÁLOGO WALL TILES

## Skirtings | Rodapiés

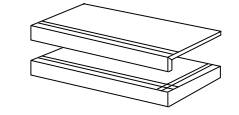


Vilaro Nat Rodapié G-2071  
7,3x59,2 cm -  
3,15"x23,30"

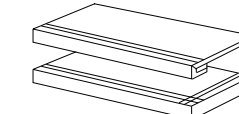
## Steps | Peldaños



Vilaro Nat Peldaño 60 G-2155  
Vilaro Nat Peldaño Áng. G-2171  
31,6x59,2 cm - 12,4"x23,30"



Vilaro Nat tipo L-60 G-2375  
Vilaro Nat tipo L Áng. G-2503  
31,6x59,2 cm - 12,4"x23,30"



Vilaro Nat Gradone 60 G-2449  
Vilaro Nat Gradone Áng. G-2559  
31,6x59,2 cm - 12,4"x23,30"  
Available in all colours of collection /  
Disponibles en todos los colores de la colección

UNE-ENV 12633

CLASE 1

DIN 51130

R9

CONTENT OF RECYCLED MATERIAL  
CONTENIDO DE MATERIAL RECLCLADO

48%

UNE-ENV 12633

CLASE 1

CONTENT OF RECYCLED MATERIAL  
CONTENIDO DE MATERIAL RECLCLADO

48%

Series	Format&Thickness	Unit	Boxes/Pallet	m <sup>2</sup> /Pallet	m <sup>2</sup> /Box	Pieces/Box	Kg/Pallet	Kg/Box
Tide	42,6x42,6x0,95	m2	64	69,12	1,08	6	1449	22,43
Tide Rodapié	8x42,6	pz	32	30,81	0,96	28	570	17,39
Valmont 15x60	15,7x59,2x1	m2	36	36,792	1,022	11	765,43	20,87
Valmont Rodapie	7,3x59,2	pz	24	18,72	0,78	18	441,41	17,81

Series	Format&Thickness	Unit	Boxes/Pallet	m <sup>2</sup> /Pallet	m <sup>2</sup> /Box	Pieces/Box	Kg/Pallet	Kg/Box
Touch	42,6x42,6x0,95	m2	64	69,12	1,08	6	1449	22,43
Touch Rodapié	8x42,6	pz	32	30,81	0,96	28	570	17,39
Vilaro Natural 30x60	31,6x59,2x0,95	m2	32	47,90	1,497	8	1050	32,37
Vilaro Nat Mosai 5X5	29,75x29,75	m <sup>2</sup>	36	22,284	0,619	7	489	12,93
Vilaro Rodapie 60	7,3x59,2	pz	24	15,91	0,663	14	356	13,89



# VANGUARD

Porcelain Rectified Slight Variation Double Firing  
 Porcelánico Rectificado Ligera Variación Bicocción



Vanguard Plus Natural  
29,75x29,75 cm - 11,71"x11,71" G-3286




Vanguard Cube Natural  
29,75x29,75 cm - 11,71"x11,71" G-3286




Vanguard System Natural  
29,75x29,75 cm - 11,71"x11,71" G-3286



4 Pieces composition, Composición 4 piezas.



4 Pieces composition, Composición 4 piezas.




4 pieces composition, composición 4 piezas.



Vanguard Rise Natural  
29,75x29,75 cm - 11,71"x11,71" G-3286



Vanguard Mix Natural  
29,75x29,75 cm - 11,71"x11,71" G-3286



Neutral Blanco Natural  
29,75x29,75 cm - 11,71"x11,71" G-3286




4 Pieces composition, Composición 4 piezas.



4 Pieces composition, Composición 4 piezas.

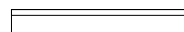


Neutral Gris Natural  
29,75x29,75 cm - 11,71"x11,71" G-3286



Neutral Negro Natural  
29,75x29,75 cm - 11,71"x11,71" G-3286

## Skirtings | Rodapiés



Neutral Rodapié G-2065  
7,3x29,75 cm - 2,87"x11,71"

Available in all colours of collection /  
Disponibles en todos los colores de la colección

UNE-ENV 12633

CLASE 1

DIN 51130

R10

ANSI A 137.1-2012


DCOF>0.42

CONTENT OF RECYCLED MATERIAL  
CONTENIDO DE MATERIAL RECICLADO

40%

Series	Format&Thickness	Unit	Boxes/Pallet	m <sup>2</sup> /Pallet	m <sup>2</sup> /Box	Pieces/Box	Kg/Pallet	Kg/Box
Vanguard Nat.	29,75x29,75x0,99	m2	40	46	1,150	13	1000	24,42
Neutral Nat.	29,75x29,75x0,99	m2	40	46	1,150	13	1000	24,42
Neutral Rodapié	7,3x29,75	pz	36	23,508	0,653	29	659	18,30

MATCHING WALL TILES IN WALL TILE CATALOGUE  
 REVESTIMIENTO COORDINADO EN EL CATÁLOGO WALL TILES



Floor: Vanguard Cube Natural\_ Neutral Gris Natural 29,75x29,75 cm


Wall: Vanguard Cube Natural 29,75x29,75 cm - Metro White\_Black 20x59,2 cm



# VENEZIA



Floor: Venezia White\_Murano Lappato 29,75x29,75 cm



Floor: Venezia Elysee Lappato 29,75x29,75 cm Wall: Crayon White Marlin 20,2x59,5 cm



# VENEZIA

Porcelain Porcelánico Rectified Rectificado Slight Variation Ligera Variación Double Firing Bicocción




Venezia White Lappato  
29,75x29,75 cm  
11,71"x11,71"



Venezia White Lap. Mosaico 5x5  
29,75x29,75 cm  
11,71"x11,71"



Venezia Grey Lappato  
29,75x29,75 cm  
11,71"x11,71"




Venezia Grey Lap. Mosaico 5x5  
29,75x29,75 cm  
11,71"x11,71"



Venezia Elysee Lappato  
29,75x29,75 cm  
11,71"x11,71"



Venezia Bienal Lappato  
29,75x29,75 cm  
11,71"x11,71"



Venezia Murano Lappato  
29,75x29,75 cm  
11,71"x11,71"



Venezia Lido Lappato  
29,75x29,75 cm  
11,71"x11,71"



Venezia Goldoni Lappato  
29,75x29,75 cm  
11,71"x11,71"



Venezia Canale Lappato  
29,75x29,75 cm  
11,71"x11,71"



UNE-ENV 12633

CLASE 2

DIN 51130

R10

ANSI A 137.1-2012

DCOF>0.42

CONTENT OF RECYCLED MATERIAL  
CONTENIDO DE MATERIAL RECICLADO

40%

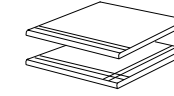
Series	Format&Thickness	Unit	Boxes/Pallet	m <sup>2</sup> /Pallet	m <sup>2</sup> /Box	Pieces/Box	Kg/Pallet	Kg/Box
Venezia Lappato	29,75x29,75x0,99 cm	m <sup>2</sup>	40	46	1,150	13	1000	24,42
Venezia Lap. Mosaico 5X5	29,75x29,75 cm	m <sup>2</sup>	36	22,28	0,619	7	489	12,97

## Skirtings | Rodapiés




Venezia Lappato Rodapié\* G-2065  
7,3x29,75 cm - 2,87"x11,71"

## Steps | Peldaños



Venezia Lappato Peld.\* G-2119  
29,75x29,75 cm - 11,71"x11,71"

\*Available in White & Grey | Disponible en White & Grey




Floor: Venezia Lido Lappato 29,75x29,75 cm



# SAHARA

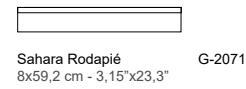
Porcelain Straight Edge Slight Variation  
 Porcelánico Ángulo Recto Ligera Variación

MATCHING WALL TILES IN WALL TILE CATALOGUE  
 REVESTIMIENTO COORDINADO EN EL CATÁLOGO WALL TILES



Sahara Ivory Natural 59,2x59,2 cm - 23,3"x23,3" G-3132  
 Sahara Beige Natural 59,2x59,2 cm - 23,3"x23,3" G-3132  
 Sahara Grey Natural 59,2x59,2 cm - 23,3"x23,3" G-3132

## Skirtings | Rodapiés



Sahara Rodapié 8x59,2 cm - 3,15"x23,3" G-2071

## Steps | Peldaños



Sahara Peldaño G-2197 Sahara Peldaño Ángulo G-2281  
 Sahara Gradone G-2559 Sahara Gradone Ángulo G-2609  
 Available in all colours of collection / Disponibles en todos los colores de la colección



Floor: Sahara Beige Natural 59,2x59,2 cm

UNE-ENV 12633

**CLASE 1**  
 CONTENT OF RECYCLED MATERIAL  
 CONTENIDO DE MATERIAL RECICLADO  
**48%**

Series	Format&Thickness	Unit	Boxes/Pallet	m <sup>2</sup> /Pallet	m <sup>2</sup> /Box	Pieces/Box	Kg/Pallet	Kg/Box
Sahara	59,2,x59,2x0,96	m2	24	33,648	1,402	4	777	31,54
Sahara Rodapié	8x59,2	pz	24	15,912	0,663	14	347,4	13,89

# ZENITH

Porcelain Straight Edge Moderate Variation  
 Porcelánico Ángulo Recto Moderada Variación

MATCHING WALL TILES IN WALL TILE CATALOGUE  
 REVESTIMIENTO COORDINADO EN EL CATÁLOGO WALL TILES

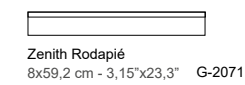


Zenith Ivory Natural 59,2x59,2 cm - 23,3"x23,3" G-3132  
 Zenith Beige Natural 59,2x59,2 cm - 23,3"x23,3" G-3132  
 Zenith Grey Natural 59,2x59,2 cm - 23,3"x23,3" G-3132



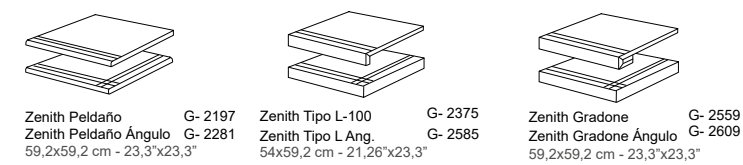
Zenith Ivory Natural Decor Mosaico 5x5 29,75x29,75 cm - 11,71"x11,71" G-3666  
 Zenith Beige Natural Decor Mosaico 5x5 29,75x29,75 cm - 11,71"x11,71" G-3666  
 Zenith Grey Natural Decor Mosaico 5x5 29,75x29,75 cm - 11,71"x11,71" G-3666

## Skirtings | Rodapiés



Zenith Rodapié 8x59,2 cm - 3,15"x23,3" G-2071

## Steps | Peldaños



Zenith Peldaño G-2197 Zenith Peldaño Ángulo G-2281  
 Zenith Tipo L-100 G-2375 Zenith Tipo L Ang. G-2585  
 Zenith Gradone G-2559 Zenith Gradone Ángulo G-2609  
 Available in all colours of collection / Disponibles en todos los colores de la colección



Floor: Zenith Grey Natural 59,2x59,2 cm

UNE-ENV 12633

**CLASE 1**  
 CONTENT OF RECYCLED MATERIAL  
 CONTENIDO DE MATERIAL RECICLADO  
**48%**

Series	Format&Thickness	Unit	Boxes/Pallet	m <sup>2</sup> /Pallet	m <sup>2</sup> /Box	Pieces/Box	Kg/Pallet	Kg/Box
Zenith Natural	59,2x59,2x0,96	m2	24	33,648	1,402	4	777	31,54
Zenith Nat. Decor Mos. 5X5	29,75x29,75x0,96	m2	36	22,284	0,619	7	480	12,93
Zenith Nat. Ro.	8x59,2	pz	24	15,912	0,663	14	347	13,89



# ZONE

Porcelain Straight Edge Moderate Variation  
 Porcelánico Ángulo Recto Moderada Variación



Zone Ivory Natural  
50x100 cm - 19,68"x39,37"

G-3140



Zone Ivory Natural  
Mosaico 5x5  
29,75x29,75 cm  
11,71"x11,71"

G-3558



Zone Grey Natural  
50x100 cm - 19,68"x39,37"

G-3140



Zone Grey Natural  
Mosaico 5x5  
29,75x29,75 cm -  
11,71"x11,71"

G-3558




Floor: Zone Grey Natural 50x100 cm



Floor & Wall: Zone Grey Natural 50x100 cm

## Skirtings | Rodapiés



Zone Rodapié  
8x50 cm - 3,15"x39,37"

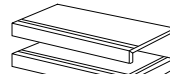
G-2071

## Steps | Peldaños



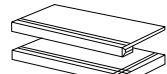
Zone Peldaño  
Zone Peldaño Ángulo  
50x100 cm - 19,68"x39,37"

G-2337  
G-2375



Zone tipo L-100  
Zone tipo L Ángulo  
44x100 cm - 17,32"x39,37"

G-2503  
G-2585



Zone Gradone  
Zone Gradone Ángulo  
50x100 cm - 19,68"x39,37"

G-2655  
G-2723

Available in all colours of collection / Disponibles en todos los colores de la colección

UNE-ENV 12633

CLASE 1

CONTENT OF RECYCLED MATERIAL  
CONTENIDO DE MATERIAL RECICLADO

39%

Series	Format&Thickness	Unit	Boxes/Pallet	m <sup>2</sup> /Pallet	m <sup>2</sup> /Box	Pieces/Box	Kg/Pallet	Kg/Box
Zone Natural	50x100x1,00	m2	27	40,500	1,500	3	950	34,44
Zone Nat. Mosai 5X5	29,75x29,75	m2	36	22,284	0,619	7	480	12,93
Zone Nat. Ro.	8x50	pz	24	13,440	0,560	14	302	12,00



# ARES GRES

Gres Slight Variation  
Gres Ligera Variación



Ares Ocre PEI-IV G-900  
31,6x31,6 cm 12,4"x12,4"

Ares Ocre Rodapié 8x31,6 C-630  
Ares Ocre Zanquín 8x31,6 C-730

Ares Rosso PEI-III G-880  
31,6x31,6 cm 12,4"x12,4"

Ares Rosso Rodapié 8x31,6 C-630  
Ares Rosso Zanquín 8x31,6 C-730

Ares Ocre Torello Peldaño 31,6x31,6 PEI-IV C-780  
Ares Ocre Torello Doble Peldaño 31,6x31,6 PEI-IV C-790

Ares Rosso Torello Peldaño 31,6x31,6 PEI-IV C-780  
Ares Rosso Torello Doble Peldaño 31,6x31,6 PEI-IV C-790

# ROBLEDO GRES

Gres Slight Variation  
Gres Ligera Variación



Robledo Caldera PEI-IV C-870  
31,6x31,6

Robledo Caldera Taco 15,8x15,8 C-620

Robledo Rosso PEI-III C-870  
31,6x31,6

Robledo Rosso Taco 15,8x15,8 C-620

Robledo Caldera Cenefa 15,8x31,6 C-660

Robledo Rosso Cenefa 15,8x31,6 C-660

Robledo Caldera Rodapié 8x31,6 C-630

Robledo Rosso Rodapié 8x31,6 C-630

Daimiel Caldera Taco 15,8x15,8 C-680

Daimiel Rosso Taco 15,8x15,8 C-680

Robledo Caldera Peldaño PEI-IV C-720  
31,6x31,6

Daimiel Caldera Cenefa 15,8x31,6 C-730

Robledo Rosso Peldaño PEI-III C-720  
31,6x31,6

Daimiel Rosso Cenefa 15,8x31,6 C-730

# CAMPIÑA GRES

Gres Slight Variation  
Gres Ligera Variación



Campiña Beige PEI-III C-800  
31,6x31,6

Campiña Beige Rodapié 8x31,6 C-630

Campiña Beige Taco 15,8x15,8 C-620

Campiña Beige Cenefa 15,8x31,6 C-660

Campiña Rosso PEI-III C-800  
31,6x31,6

Campiña Rosso Rodapié 8x31,6 C-630

Campiña Rosso Taco 15,8x15,8 C-620

Campiña Rosso Cenefa 15,8x31,6 C-660

Caserta Taco 15,8x15,8 C-680

Caserta Cenefa 15,8x31,6 C-730

Gandía Cenefa\* 15,8x31,6 C-730

Gandía Taco\* 15,8x15,8 C-680

Campiña Rosso Peldaño PEI-III C-710  
31,6x31,6

Campiña Rosso Peldaño Doble Torello PEI-III C-780  
31,6x31,6

Campiña Rosso Peldaño Doble Torello PEI-III C-790  
31,6x31,6

Campiña Rosso Zanquín 8x31,6 C-730



Campiña Beige Peldaño Torello PEI-III C-780  
31,6x31,6

Campiña Beige Zanquín 8x31,6 C-730

Campiña Beige Peldaño Doble Torello PEI-III C-790  
31,6x31,6

\* Price per piece. Precio por pieza.



Robledo Caldera Peldaño Torello 31,6x31,6 PEI-IV C-780

Robledo Caldera Zanquín 8x31,6 C-730

Robledo Caldera Peldaño Doble Torello 31,6x31,6 PEI-IV C-790

Robledo Rosso Peldaño Torello 31,6x31,6 PEI-III C-780

Robledo Rosso Peldaño Doble Torello 31,6x31,6 PEI-III C-790

Robledo Rosso Zanquín 8x31,6 C-730

Series	Format&Thickness	Unit	Boxes/Pallet	m²/Pallet	m²/Box	Pieces/Box	Kg/Pallet	Kg/Box
Ares	31,6x31,6x0,95	m²	62	55,8	0,9	9	1109	17,65
Ares Zanquín / Rodapié	8x31,6	pz	36	36,40	1,01	40	669	18,20
Ares Torello Peldaño	31,6x31,6 cm	pz	30	18	0,60	6	375	12,03
Ares Torello / Doble Peldaño	31,6x31,6 cm	pz	20	8	0,40	4	175	8,07
Ares Rodapié	8x31,6	pz	36	36,40	1,01	40	669	18,20
Campiña / Robledo	31,6x31,6x0,85	m²	62	55,8	0,9	9	1109	17,65
Campiña / Gandia / Caserta / Robledo / Daimiel Cenefa	15,8x31,6	pz	36	28,8	0,8	16	629	17,08
Campiña Rodapié / Zanquín	8x31,6	pz	36	36,39	1,01	40	669	18,20
Campiña / Gandia / Caserta / Robledo / Daimiel Taco	15,8x15,8	pz	36	28,8	0,8	32	629	17,07
Campiña / Robledo Peldaño	31,6x31,6 cm	pz	62	55,80	0,90	9	1071	17,04
Campiña / Robledo Torello Peldaño	31,6x31,6 cm	pz	30	18	0,60	6	481	15,57
Campiña Torello Doble Peldaño	31,6x31,6 cm	pz	20	8	0,40	4	175	8,07



# SALTILLO GRES

Gres Slight Variation  
Gres Ligera Variación

Saltillo Teja PEI-III 31,6x31,6 C-800

Saltillo Azul PEI-IV 31,6x31,6 C-830

Saltillo Zafiro PEI-IV 31,6x31,6 C-830

Saltillo Verde PEI-VI 31,6x31,6 C-830

Saltillo Acero PEI-III 31,6x31,6 C-870

Saltillo Teja Rodapié 8x31,6 C-630

Saltillo Azul Rodapié 8x31,6 C-630

Saltillo Zafiro Rodapié 8x31,6 C-630

Saltillo Verde Rodapié 8x31,6 C-630

Saltillo Teja Peldaño PEI-III 31,6x31,6 C-720

Saltillo Zafiro Peldaño PEI-IV 31,6x31,6 C-720

Saltillo Teja Taco 15,8x15,8 C-620

Saltillo Teja Peldaño Doble Torello PEI-III 31,6x31,6 C-790

Saltillo Teja Peldaño Torello 31,6x31,6 PEI-III C-780

# TOSCANA GRES

Gres Slight Variation  
Gres Ligera Variación

Toscana PEI-IV Beige 31,6x31,6 cm G-800

Toscana Beige Taco 15,8x15,8 cm G-620

Toscana PEI-IV Teja 31,6x31,6 cm G-800

Toscana Teja Taco 15,8x15,8 cm G-620

Toscana Beige Rodapié 8x31,6 cm G-630

Toscana Beige Cenefa 15,8x31,6 cm G-660

Toscana Teja Rodapié 8x31,6 cm G-630

Toscana Teja Cenefa 15,8x31,6 cm G-660

Toscana Beige Peldaño PEI-IV 31,6x31,6 cm G-710

Toscana Beige Peld. Torello PEI-IV 31,6x31,6 cm G-780

Toscana Teja Peldaño PEI-IV 31,6x31,6 cm G-710

Toscana Teja Peldaño Torello 31,6x31,6 cm G-780

Toscana Beige Zanquín \* 8x31,6 cm G-730

Toscana Teja Zanquín \* 8x31,6 cm G-730

Toscana beige Peldaño Doble Torello PEI-IV G-790 31,6x31,6 cm

Toscana Teja Peldaño Doble Torello PEI-IV G-790 31,6x31,6 cm

# TABARCA GRES

Gres Slight Variation  
Gres Ligera Variación

Tabarca Rosso PEI-IV 31,6x31,6 C-870

Tabarca Rosso Taco 15,8x15,8 C-620

Tabarca Rosso Cenefa 15,8x31,6 C-660

Ámbar Rosso Cenefa 15,8x31,8 C-730

Tabarca Rosso Rodapié 8x31,6 C-630

Tabarca Rosso Peldaño PEI-IV 31,6x31,6 C-720

Tabarca Rosso Peldaño Torello PEI-IV 31,6x31,6 C-780

Tabarca Rosso Peldaño Doble Torello PEI-IV 31,6x31,6 C-790

Tabarca Rosso Zanquín 8x31,6 C-730


\* Price per piece. Precio por pieza.

Series	Format&Thickness	Unit	Boxes/Pallet	m <sup>2</sup> /Pallet	m <sup>2</sup> /Box	Pieces/Box	Kg/Pallet	Kg/Box
Saltillo / Saltillo Peldaño / Tabarca / Toscana	31,6x31,6x0,85	m <sup>2</sup>	62	55,8	0,9	9	1109	17,65
Saltillo Zanquín / Rodapié	8x31,6	pz	36	36,40	1,01	40	669	18,20
Saltillo / Tabarca / Toscana Cenefa	15,8x31,6	pz	36	28,8	0,8	16	629	17,08
Campaña Rodapié / Zanquín	8x31,6	pz	36	36,39	1,01	40	669	18,20
Saltillo / Tabarca / Toscana Taco	15,8x15,8	pz	36	28,8	0,8	32	629	17,07
Saltillo / Tabarca / Toscana Peldaño	31,6x31,6 cm	pz	62	55,80	0,90	9	1071	17,04
Saltillo / Tabarca / Toscana Torello Peldaño	31,6x31,6 cm	pz	30	18	0,60	6	481	15,57
Saltillo / Tabarca / Toscana Torello Doble Peldaño	31,6x31,6 cm	pz	20	8	0,40	4	175	8,07



INDEX | ÍNDICE

TECHNICAL INFORMATION   INFORMACIÓN TÉCNICA	314
2CM PORCELAIN 50X100 CM	316
SPECIAL PIECES   PIEZAS ESPECIALES	322
TECHNICAL SOLUTIONS   SOLUCIONES TÉCNICAS	325
TECHNICAL CHARACTERISTICS   CARACTERÍSTICAS TÉCNICAS	328
SLIP RESISTANCE INDEX   ÍNDICE DE RESBALADICIDAD	330
CLEANING GUIDELINES   CONSEJOS DE LIMPIEZA	331
INSTALLATION GUIDELINES   CONSEJOS DE COLOCACIÓN	332
TILING PROPOSALS   PROPUESTAS DE COLOCACIÓN	333
LABORATORY TESTS   CERTIFICADOS DE LABORATORIO	334
ECOLOGICAL BALANCE   EQUILIBRIO ECOLÓGICO	335






## 2CM PORCELAIN 50X100 CM

The new 2CM Porcelain Stoneware Slabs are ideal for outdoor pavings, including raised pavings. Hard-wearing and resistant to thermal shock, loads and stresses, our 2CM porcelain stoneware is highly suitable for paving terraces and balconies; and also for laying paths in outdoor areas. The perfect alternative to wood and stone that will remain absolutely unchanged over time.

All 2CM collections feature the matching 10mm porcelain tiles for indoor use in order to enable the possibility of creating unbroken visual continuity between outdoor and indoor spaces in any residential or commercial space. The indoor tile formats available include sizes 50x100cm, 100x100cm, 25x100cm and 60x60cm depending on the collection.

El nuevo espesor de 2CM es ideal para pavimentos exteriores, incluidos los pavimentos sobreelevados. Resistente al desgaste, a los cambios bruscos de temperatura, las cargas y las solicitaciones, nuestro porcelánico 2CM resulta adecuado para su colocación en terrazas y balcones, así como para realizar sendas en zonas de exterior. Perfecta alternativa a la madera y a la piedra, es un producto que no sufre alteraciones frente el paso del tiempo.

Todas las colecciones en 2CM disponen de los pavimentos coordinados en porcelánico de 10mm para su uso en zonas de interior. Esto permitirá la posibilidad de crear una continuidad visual ininterrumpida entre espacios exteriores e interiores en cualquier espacio residencial o comercial. Los formatos disponibles para zonas de interior son 50x100cm, 100x100cm, 25x100cm y 60x60cm en función de la colección.



## ANTI-SLIP FINISH R11 A+B+C

### INSTALLATION SYSTEMS 2CM | SISTEMAS DE INSTALACIÓN 2CM



#### OVER GRAVEL | SOBRE GRAVA

The placement over gravel is a practical and versatile solution that is characterized by a contemporary aesthetic, ideal for enhancing roads, pedestrian walkways and rest areas. Before installing the floor, make sure the floor is level and compacted. Once conditioned, install the tiles as you prefer, providing a generous joint between them.


La colocación sobre grava constituye una solución práctica y versátil que se caracteriza por constituir una estética contemporánea, idónea para realizar caminos, pasarelas peatonales, patios y zonas de descanso. Antes de proceder a la instalación del pavimento, asegúrese de que el suelo está nivelado y compactado. Una vez acondicionado, instale las baldosas como prefiera, dejando una junta generosa entre ellas.



#### TRADITIONAL INSTALLATION | INSTALACIÓN TRADICIONAL

The traditional adhesive placement on the filler layer is ideal for paving exterior passable areas, such as access ramps, parkings, patios... This type of placement provides a high resistance to dynamic and concentrated loads. It is very practical for residential, commercial and public areas.

La colocación tradicional con adhesivo sobre la capa de relleno es idónea para pavimentar áreas transitables exteriores, como rampas de acceso, aparcamientos, patios... Este tipo de colocación proporciona una elevada resistencia a las cargas dinámicas y concentradas. Resulta muy práctico para ámbitos residenciales, comerciales y públicos.



#### ON PLOTS | SOBRE PLOTS

Our tiles can be easily installed on raised floor systems to provide drainage of rain water. Just ensure that the area to be installed is leveled, compact and can support the weight.

Nuestras baldosas son fácilmente instalables en sistemas de suelo sobreelevado mediante plots, lo que facilita el drenaje de agua. Debe asegurarse, antes de proceder a la instalación, de tener un área nivelada, compacta y que pueda soportar el peso de las baldosas.



#### OVER GRASS | SOBRE CÉSPED

The direct placement of the 2cm tiles on grass allows to create walkways and paths in areas to integrate them in a green environment as well as in various architectural contexts. Especially recommended for gardens, paths and paths before homes, terraces, parks and public recreation.

La colocación directa de las baldosas de 2cm sobre hierba permite crear pasarelas y caminos en áreas para integrarlas tanto en un entorno verde como en diversos contextos arquitectónicos. Especialmente recomendable para en jardines, sendas y caminos ante viviendas, terrazas, en parques y espacios públicos de ocio.




# 2CM PORCELAIN 50X100 CM

2CM PORCELAIN COLLECTIONS - FORMAT 50X100 CM |  
COLECCIONES PORCELÁNICO 2CM - FORMATO 50X100 CM

**ATTILA**  
concrete  
(PAG. 32)




**STUDIO**  
concrete  
(PAG. 276)



**BRAVE**  
concrete  
(PAG. 71)



**TEX**  
textile  
(PAG. 294)



**BOHEMIAN**  
textil  
(PAG. 56)




**CARPET**  
textile  
(PAG. 100)



IN & OUT COLLECTIONS |  
COLECCIONES INTERIOR Y EXTERIOR

**METALLIC**  
metal  
(PAG. 192)



**RONDA**  
stone  
(PAG. 252)



**RECOVER**  
stone  
(PAG. 234)



**CAMPER**  
wood  
(PAG. 93)



**COTTO**  
cotto  
(PAG. 118)



UNE-ENV 12633

CLASE 3 - Outdoor Finish

DIN 51130

R11 - A+B+C

ANSI A 137.1-2012

DCOF>0.42


CONTENT OF RECYCLED MATERIAL  
CONTENIDO DE MATERIAL RECICLADO

49%



# 2CM PORCELAIN 50X100 CM

## INSTALLATION GUIDE | CONSEJOS DE INSTALACIÓN



### On plots | Sobre plots

The raised floor system for exterior is very flexible and can be placed on all types of paving, on waterproofing of one or two layers and on asphalt.

#### Preparation of the floor and placement of the slabs.

Apply a waterproofing layer to prevent leaks and allow drainage of rainwater. Place the polypropylene supports directly above the waterproofing layer and lay the slabs with spacers to leave the appropriate joints.

In the case of unprotected outer paving, it is recommended to create a  $\geq 1.5\%$  slope on the passable surface to limit the formation of localized standing water deposits.

### Over gravel | Sobre grava

#### Soil Preparation

Carry out leveling of the ground by using a rake, a ruler and a level. Flatten and compact the ground to create a stable surface, to prevent the growth of vegetation we can place a light layer of specific non-woven fabric on the bottom. Later we will place a layer of gravel of mixed granulometry forming a thickness of approximately 10 cm to facilitate the drainage of rainwater. Compress the soil, which should have a slope of at least 2% to ensure proper drainage.

#### Socket base

For placement on gravel we will place a gravel base, with a granulometry of approximately 4-8 mm, and at least 10 cm thick; and will be properly leveled. This base must be completely regular during all the works.

#### Placement of slabs

The paving elements must be advanced in such a way that the slabs already in place are being stepped on. It will ensure the paving with a batten and a rubber hammer to get a good flatness.

#### Making the joints

It is recommended to place the slabs leaving joints of at least 5 mm. The joints can be left empty or filled with fine sand or even stabilized with cement if desired.

### Over grass | Sobre césped

First, we place the tiles on the ground to delimit the surface they are going to occupy, taking into account the distance from slab to slab so that they are equidistant.

#### Soil Preparation

Define the perimeter of each slab by using a lapa. When you lift the slabs, they will leave a mark on the grass. We must remove the layer of crushed grass to a depth of about 4-5 cm.

#### Socket base

Extend a layer of gravel of at least 3 cm and a granulometry of more than 4 mm to uniform the soil and ensure the stability of the slabs.

#### Placement of slabs

Position the plate and compact the edges so that the slab is level with the ground by using a rubber hammer

#### Making the joints

It is recommended to place the slabs leaving the appropriate joints to achieve the desired aesthetic effect.

### Direct installation - Adhesive | Instalación directa - Adhesivo

#### Laying of slabs

Lay the slabs with an exterior adhesive according to the specific instructions of the used product.

#### Joints

Slabs must be laid with open joints of variable width of no less than 5 mm. Expansion joints are compulsory: they must be at least 5 mm wide (except for structural joints) and must reach up to the top of the paving surface.

#### Initial cleaning

Cleaning after laying is of fundamental importance for all subsequent procedures and to allow correct maintenance of the paving.

El sistema sobreelevado para exterior es muy flexible y se puede colocar sobre todo tipo de pavimentación, sobre impermeabilizaciones de una o de dos capas y sobre asfalto.

#### Preparación del suelo y colocación de las losas.

Aplicar una capa impermeabilizante para evitar filtraciones y permitir el drenaje de las aguas pluviales. Colocar los soportes de polipropileno directamente encima de la capa impermeabilizante y aplicar las losas con distanciadores para dejar las juntas oportunas.

En el caso de pavimentaciones exteriores no protegidas, se recomienda crear una pendiente  $\geq 1,5\%$  en la superficie transitable para limitar la formación de depósitos localizados de agua estancada.

#### Preparación del suelo

Llevar a cabo la nivelación del suelo mediante el uso de un rastrillo, una regla y un nivel. Aplanar y compactar el terreno para crear una superficie estable, para impedir el paso de la vegetación podemos colocar una ligera capa de tejido específico que evite su crecimiento. Posteriormente colocaremos una capa de grava de granulometría mixta formando un espesor de aproximadamente 10 cm para facilitar el drenaje de las aguas pluviales. Compactar el suelo, que deberá tener una pendiente de, al menos, un 2% para asegurar un correcto drenaje.

#### Base de solado

Para la colocación sobre grava colocaremos una base de gravilla, con una granulometría aproximada de 4-8 mm, y al menos 10 cm de espesor; y se nivelará adecuadamente. Esta base deberá estar completamente plana durante todas las obras.

#### Colocación de las losas

Los elementos de pavimentación deberán ponerse avanzando de modo que se vayan pisando las losas ya colocadas. Se irá asegurando la pavimentación con un listón y un martillo de goma para conseguir una buena planicidad.

#### Realización de las juntas

Se recomienda colocar las losas dejando juntas de, al menos, 5 mm. Las juntas se pueden dejar vacías o se pueden rellenar con arena fina o incluso estabilizada con cemento si se desea.

En primer lugar colocaremos las baldosas sobre el terreno para delimitar la superficie que van a ocupar teniendo en cuenta la distancia de losa a losa para que queden equidistantes.

#### Preparación del suelo

Delimitar el perímetro de cada losa mediante la utilización de una lapa. Al levantar las losas, estas dejarán una marca sobre la hierba. Debemos quitar la capa de hierba aplastada hasta una profundidad de unos 4-5 cm.

#### Base de solado

Extender una capa de grava de 3 cm por lo menos y con una granulometría superior a los 4 mm para uniformar el suelo y garantizar la estabilidad de las losas.

#### Colocación de las losas

Posicionar la placa y compactar los bordes para que la losa quede a nivel con el terreno mediante el uso de un martillo de goma.

#### Realización de las juntas

Se recomienda colocar las losas dejando las juntas adecuadas para lograr el efecto estético deseado.

#### Colocación de las losas

Colocar las losas con un adhesivo para exterior siguiendo las instrucciones específicas del producto utilizado.

#### Juntas

Deberán dejarse obligatoriamente juntas de dilatación de anchura no inferior a 5 mm (a excepción de las juntas estructurales) dispuestas hasta la parte superior de la pavimentación.

#### Limpieza inicial

El lavado tras la colocación resulta de importancia fundamental de cara a cualquier intervención posterior y para el correcto mantenimiento de la pavimentación.

## PACKING LIST | PACKING

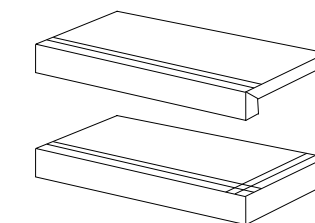
SERIES	Format & Thickness	Unit	Boxes/Pallet	m <sup>2</sup> /Pallet	m <sup>2</sup> /Box	Pieces/Box	Kg/Pallet	Kg/Box
Carpet 2 CM	50x100x2 cm	m <sup>2</sup>	36	18	0,5	1	883	23,59
Brave 2 CM	49,75x99,55x2 cm	m <sup>2</sup>	36	17,82	0,495	1	883	23,59
Camper 2 CM	49,75x99,55x2 cm	m <sup>2</sup>	36	17,82	0,495	1	883	23,59
Recover 2 CM	49,75x99,55x2 cm	m <sup>2</sup>	36	17,82	0,495	1	883	23,59
Tex 2 CM	49,75x99,55x2 cm	m <sup>2</sup>	36	17,82	0,495	1	883	23,59
Cotto 2 CM	50x100x2 cm	m <sup>2</sup>	36	18	0,5	1	883	23,59
Studio 2 CM	49,75x99,55x2 cm	m <sup>2</sup>	36	17,82	0,495	1	883	23,59
Ronda 2 CM	49,75x99,55x2 cm	m <sup>2</sup>	36	17,82	0,495	1	883	23,59
Metallic 2 CM	49,75x99,55x2 cm	m <sup>2</sup>	36	17,82	0,495	1	883	23,59
Attila 2 CM	49,75x99,55x2 cm	m <sup>2</sup>	36	17,82	0,495	1	883	23,59
Bohemian 2 CM	49,75x99,55x2 cm	m <sup>2</sup>	36	17,82	0,495	1	883	23,59

## TECHNICAL CHARACTERISTICS | CARACTERÍSTICAS TÉCNICAS

TECHNICAL CHARACTERISTICS   CARACTERÍSTICAS TÉCNICAS	STANDARD METHOD MÉTODO DE LA NORMA	STANDARD PRESCRIBED VALUES VALOR PRESCRITO POR LA NORMA	2CM COLLECTIONS COLECCIONES 2CM
LENGTH AND WIDTH LONGITUD Y ANCHURA	ISO 10545-2	$\pm 0,6\%$ max.	$\pm 0,2\%$ max.
RECTANGULARITY RECTANGULARIDAD	ISO 10545-2	$\pm 0,5\%$ max.	$\pm 0,5\%$ max.
STRAIGHTNESS OF SIDES RECTITUD DE LOS LADOS	ISO 10545-2	$\pm 0,5\%$ max.	$\pm 0,5\%$ max.
SURFACE FLATNESS PLANITUD	ISO 10545-2	$\pm 0,5\%$ max.	$\pm 0,5\%$ max.
THICKNESS ESPESOR	ISO 10545-2	$\pm 5\%$ max.	$\pm 2\%$ max.
<b>PHYSICAL PROPERTIES PROPIEDADES FÍSICAS</b>			
WATER ABSORPTION ABSORCIÓN DE AGUA	ISO 10545	$\leq 0,5\%$	$< 0,2\%$
BREAKING STRENGTH, IN N CARGA DE ROTURA, EN N	ISO 10545	$\geq 1300$ N	$> 10.000$ N
MODULUS OF RUPTURE RESISTENCIA A LA FLEXIÓN	ISO 10545	$\leq 35$ N/mm <sup>2</sup>	$> 40$ N/mm <sup>2</sup>
RESISTANCE THERMAL SHOCK RESISTENCIA AL CHOQUE TÉRMICO	ISO 10545	No surface defects should be visible No debe presentar defectos superficiales visibles	Resistant Resistente
RESISTANCE TO CRAZING RESISTENCIA AL CUARTEO	ISO 10545	No surface defects or cracks should be visible No debe presentar defectos ni grietas superficiales visibles	Resistant Resistente
FROST RESISTANCE RESISTENCIA A LA HELADA	ISO 10545	There should be no colour variations No debe presentar variaciones de color	Frost Resistant Resistente a la helada
COEFFICIENT OF FRICTION COEFICIENTE DE FRICCIÓN	DIN 51130 UNE-ENV12633	WET TEST / ENSAYO EN HÚMEDO	R11 Clase 3 *
COLOUR RESISTANCE TO LIGHT RESISTENCIA DEL COLOR A LA LUZ	DIN 51094	There should be no colour variations No debe presentar variaciones de color	No variations in colour and gloss. Sin variaciones de color y brillo
<b>CHEMICAL PROPERTIES PROPIEDADES QUÍMICAS</b>			
CHEMICAL RESISTANCE RESISTENCIA QUÍMICA	ISO 10545	Min. Gb	6A
RESISTANCE TO STAINING RESISTENCIA A LAS MANCHAS	ISO 10545	$\geq 2$	5

## SPECIAL PIECES | PIEZAS ESPECIALES

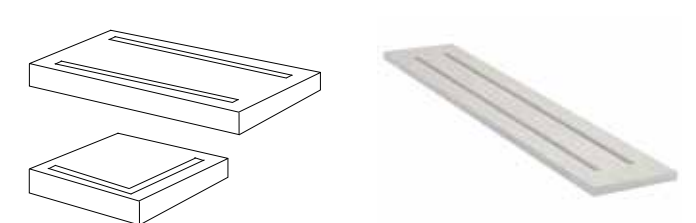
### STEPS TIPO L | PELDAÑOS TIPO L



Tipo L | Tipo L Ángulo  
44x99,55 cm - 17,32"x39,19"  
44x100 cm - 17,32"x39,37"

G-2609  
G-2815

### GRID | REJILLA



Grid  
24,75x99,55 cm - 9,74"x39,19"  
24,75x100 cm - 9,74"x39,37"

G-2375  
G-2375

Steps & Grids are available in all colours of collections  
Peldaños & Rejillas están disponibles en todos los colores de las colecciones

Grid Ángulo  
24,75x24,75 cm - 9,74"x9,74"

G-2171

## ADVANTAGES | VENTAJAS



Compact monolithic slab 2cm thick squared and rectified.  
Losa monolítica compacta de 2 cm de espesor, escuadrada y rectificada.



Frost resistant  
Resistente a la helada



High static load resistance  
Elevada resistencia a la flexión



Thermal shock resistant  
Resistente a las variaciones térmicas



Anti-Slip finish  
Acabado antideslizante



Removable and reusable  
Desmontable y reutilizable



Easy to install  
Fácil de colocar



Chemical attack resistance  
Resistente a productos químicos



Ecosostenible  
Ecológico



Fire-proof  
Ignífugo



# SPECIAL PIECES | PIEZAS ESPECIALES

## STEPS | PELDAÑOS

The availability of the different steps as well as their price groups are indicated in every collection's page. These can also be ordered without grooves under specific request. In order to purchase steps, it is necessary to reference them as follows: \*model name + colour + finish + size + step type + with or without grooves\*

Example: *Novocemento Grey Natural 45x90 Gradone 45 with grooves.*

Para conocer la disponibilidad de peldaños de cada colección y sus grupos de precio dirigirse a las páginas específicas de la colección deseada. Todos estos productos también se pueden realizar sin ranuras bajo indicación expresa. Para realizar el pedido de peldaños se debe referenciar de la siguiente manera: \*nombre del modelo + color + acabado + formato + tipo de peldaño + sin o con ranuras\*

Ejemplo: *Novocemento Grey Natural 45x90 Gradone 45 con ranuras.*


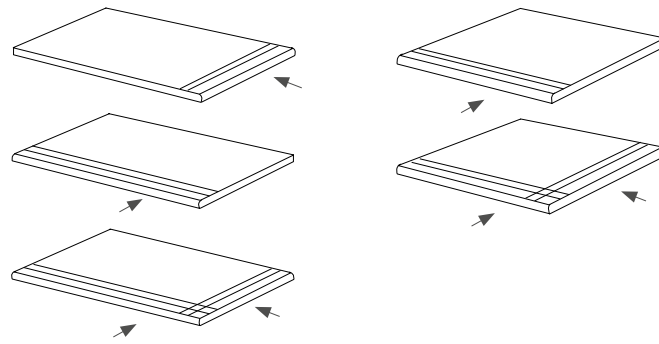


## SIMPLE STEP | PELDAÑO SIMPLE

\* |  $\pm 1,01$  cm  
0.40"

29,67x119,3 cm  
44,63x89,46 cm  
29,75x59,55 cm  
31,6x59,2 cm

89,46x89,46 cm  
59,55x59,55 cm  
44,63x44,63 cm  
59,2x59,2 cm

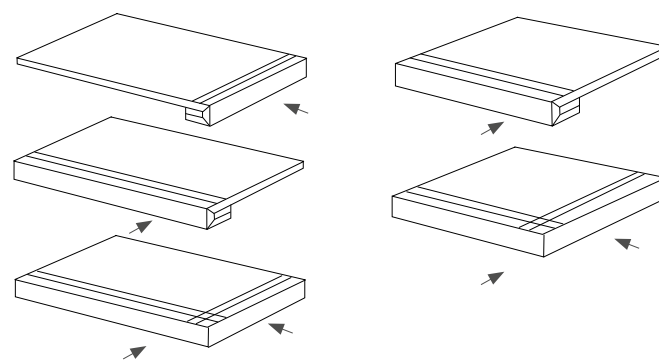


## GRADONE | GRADONE

\* |  $\pm 2,95$  cm  
1.16"

29,67x119,3 cm  
44,63x89,46 cm  
29,75x59,55 cm  
31,6x59,2 cm

89,46x89,46 cm  
59,55x59,55 cm  
44,63x44,63 cm  
59,2x59,2 cm



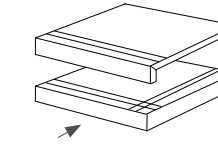
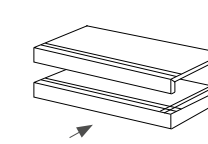
## STEPS | PELDAÑOS

### L-Type. Tipo-L

|  $\pm 5$  cm  
1.97"



44x100 cm  
24,9x100 cm

94x100 cm



## BORDERS | LISTELOS

7,3x29,75 cm  
7,3x44,63 cm  
7,3x59,55 cm  
7,3x89,46 cm




straight edge. canto recto

7,3x29,75 cm  
7,3x44,63 cm  
7,3x59,55 cm  
7,3x89,46 cm  
8x59,2 cm  
8x50 cm  
8x100 cm

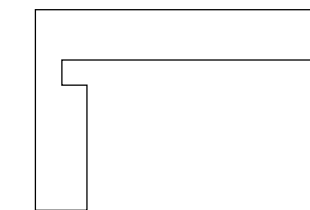


round edge. canto romo


## BASEBOARD | ZANQUÍN



zanquín peldaño (listelo o rodapié)



zanquín gradone (listelo o rodapié)



skirting finish  
acabado listelo



border finish  
acabado rodapié

## CORNER SOLUTIONS | SOLUCIONES PARA ESQUINAS



Square  
Escuadra



Pilaster  
Pilastra



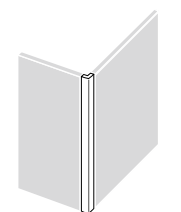
Round  
Romo



Miter  
Inglete



Metallic Profil  
Perfil Metálico

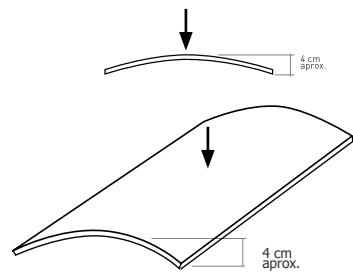


Ceramic Corner  
Corner Cerámico



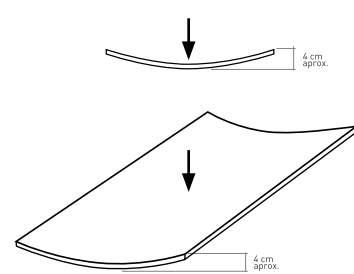
# SPECIAL PIECES | PIEZAS ESPECIALES

## 3-DIMENSIONAL PIECES | PIEZAS TRIDIMENSIONALES



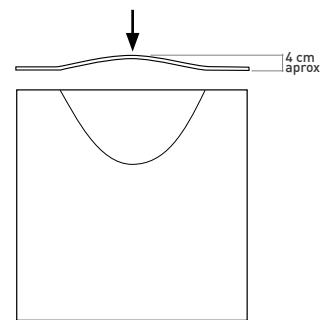
### VEXA

59x119,3 cm - 23.23"x46.97"  
43,55x89,46 cm - 17.15"x35.22"



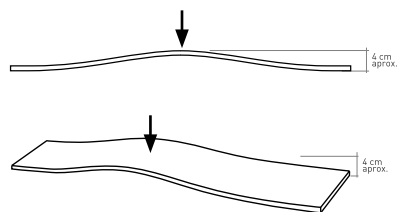
### CAVE

59x119,3 cm - 17.36" x 35.22"  
43,55x89,46 cm - 17.15"x35.22"



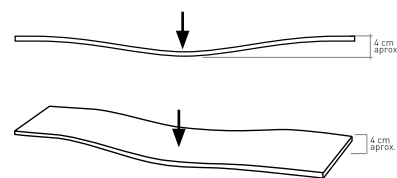
### BAG

89,46x89,46 cm - 35.22"x35.22"  
59,55x59,55 cm - 23.45"x23.45"  
44,63x89,46 cm - 17.57"x23.45"



### UP

5,3x88,80 cm - 2.08"x37.96"  
11x88,80 cm - 4.33"x34.96"  
22,21 x 88,80 cm - 8.74" x 34.96"



### DOWN

5,3x88,80 cm - 2.08"x37.96"  
11x88,80 cm - 4.33"x34.96"  
22,21 x 88,80 cm - 8.74" x 34.96"

Following our innovative technique involving the curvature of porcelain, Aparici can create a variety of three dimensional shapes in different formats, colours and finishes that will be custom for every project regardless the quantity.

Contact our commercial network to study the possibility of selecting one of our exclusive 3D Concept pieces and receive further information.

Further information on our website [www.aparici.com](http://www.aparici.com)

A partir de nuestras bases de porcelánico, mediante un nuevo proceso de cocción, conseguimos dar las diferentes formas tridimensionales al material, como las detalladas a continuación.

Consulte con nuestro departamento comercial la posibilidad de realizar las diferentes piezas tridimensionales y el precio de las mismas.

Mas información en: [www.aparici.com](http://www.aparici.com)



\* Please note that this is a custom made product manufactured through a manual process; its possible shade, texture or size variations must be considered as typical features of these pieces and they will not be admitted in a claim.  
Este es un producto fabricado artesanalmente, por lo que posibles variaciones de tono, textura o dimensión deben considerarse propias del material y no será objeto de reclamación.

# TECHNICAL SOLUTIONS | SOLUCIONES TÉCNICAS

## DIGITAL PRINTING | IMPRESIÓN DIGITAL

The digital printing system is a process of decorating ceramic pieces using an ink-jet application to enable the development of high quality photo reproductions (including images, drawings, text, logos, etc...), maintaining the high technical characteristics of our ceramic products.

With our special decoration system, as a result, we can offer pieces of a greater realism due to the fact that it can achieve higher printing resolutions.

Another advantage of this system is the ecological aspect, since by using only four colors (CMYK), the number of materials used in the production are substantially reduced, thereby reducing the extraction of these materials and its environmental impact.

El sistema de impresión digital es un proceso de decoración de piezas cerámicas, mediante una aplicación de inyección (CMYK) que posibilita el desarrollo de piezas con reproducciones fotográficas en alta calidad (ya sean imágenes, dibujos, textos, logotipos, etc), manteniendo las elevadas prestaciones de nuestro producto cerámico.

Con este proceso digital de decoración se consigue un mayor realismo en la fotografía o dibujo impresa en la pieza, ya que se pueden obtener unas resoluciones más altas de impresión que las conseguidas hasta ahora.

Otra de las ventajas de este sistema es el aspecto ecológico, ya que al utilizar 4 colores (CMYK) se reducen sustancialmente el número de materiales utilizados en producción, reduciendo así la extracción de los mismos y su impacto medioambiental.



Train Station, Munich, GERMANY  
Custom 1000sqm Project with Digital Printing

## WATER JET | CORTE DE AGUA

In order to create custom floor designs, usually including borders and center pieces, combining different collections we use the Water Jet system. The Water Jet system is based on a tool that is capable of slicing into porcelain tiles using a water jet at a high speed and pressure, or a mixture of water and an abrasive substances. The process is essentially the same as water erosion found in nature but accelerated and concentrated by orders of magnitude. Water Jet cutters are capable of producing rather intricate cuts in porcelain tiles, in other way impossible to obtain.

The advantages of this system go beyond the final visual results.

- More precise cuts, avoiding tears or unstructured shapes when handling the product.
- Allows precise cuts on thicker pieces with lower net weight.
- Enables any desired design to be manufactured according to what the client wants.

El sistema de Corte de Agua lo utilizamos para poder crear diseños de pavimentos personalizados, normalmente incluyendo cenefas y centros customizados, que combinen diferentes colecciones en los mismos.

Este sistema se basa en una cortadora por chorro de agua capaz de cortar el porcelánico con una alta velocidad y presión, o una mezcla de agua y una sustancia abrasiva. El proceso es esencialmente el mismo que la erosión del agua produce en la naturaleza pero acelerado y concentrado en órdenes de magnitud. Las cortadoras por chorro de agua son capaces de producir intrincados cortes en el porcelánico, de otra forma imposibles de conseguir.

Las ventajas de este proceso van más allá de las meramente estéticas:

- El corte es de mejor calidad, ya que no produce desgarros ni deformaciones por esfuerzos de corte o aportación de calor.
- Permite cortes de mayor espesor y menor ancho de malla.
- Permite la realización de cualquier diseño que desee el cliente.




Cultural Center Houston, U.S.A.  
Custom 250sqm Project with Water Jet



# TECHNICAL SOLUTIONS | SOLUCIONES TÉCNICAS

## INTERIOR RAISED FLOORS | PAVIMENTO SOBREELEVADO INTERIOR



The Raised Floor system for interior spaces is a technical solution for new buildings and refurbishments that will raise the functional floor surface from the floor substrate in order to offer the following advantages:

- Flexibility** in the distribution of the spaces, as the panels can be easily removed and re-positioned.
- Practicality** in maintenance operations as the panels can be lifted to reach all technical elements beneath.
- Versatility** as the raised floor can also be positioned over a pre-existing floor and can be used to level surfaces with different heights.
- Aesthetic qualities** as this surface guarantees excellent maintainance and durability over time.

This system is composed of two main elements: the panel and its support structure. The panel, is made by gluing a finishing slab of porcelain onto a 3-4 cm support. It is supported by a metallic frame consisting of crossbeams and adjustable pedestal for height adjustment giving a void space between floor substrate and the functional floor surface. In the technical space concealed between the substrate and the floor, any type of technical plant or equipment can be housed. The minimum height of the floor with respect to the support surface varies from 7 to 8 cm, so the solution of the raised floor can also be adapted to pre-existing floors.



Available for size 59,55x59,55 cm - 23,44"x23,44"  
Disponible para formato 59,55x59,55 cm

El sistema de Suelo Sobreelevado para interiores es una solución técnica para obra nueva y reforma que permite elevar la superficie transitable para separarla del substrato y así obtener las siguientes ventajas:

- Flexibilidad** en la distribución de los espacios por la facilidad de sacar las piezas y moverlas a otra posición.
- Accesibilidad.** Facilidad en el mantenimiento debido al fácil acceso al espacio entre suelo y pavimento.
- Versatilidad.** El suelo sobreelevado puede ser colocado sobre un piso ya existente y se puede utilizar para unir superficies de diferentes alturas.
- Calidad estética** debido a la facilidad de limpieza, inalterabilidad y durabilidad en el tiempo.

Este sistema está compuesto por dos elementos principales: el panel y su estructura de apoyo. El panel, se realiza pegando la pieza de porcelánico sobre un soporte de 3-4 cm. La pieza va montada sobre un marco metálico con unos travesaños y unos pedestales de altura ajustable para dejar un espacio vacío entre el suelo y la superficie de tránsito. El porcelánico constituye una superficie transitable, para garantizar la calidad estética, mientras que cualquier tipo de conexiones o equipos pueden ser alojados en el espacio oculto entre el substrato y la superficie. La altura mínima del suelo con respecto a la superficie de soporte varía de 7 a 8 cm, por lo que la solución de suelo elevado también puede adaptarse a pavimentos ya existentes.

## EXTERIOR RAISED FLOORS | PAVIMENTO SOBREELEVADO EXTERIOR



The Exterior Raised Flooring system offers the possibility of having flat paved surfaces suitable for traffic in outdoor areas that may or may not have slopes (up to a 3% inclination). At the same time, it offers a ventilated cover with perfect drainage of the paved surface performing the filtration of water through the joints between tiles as well as better maintenance and greater insulation.

This system of an easy installation is formed by 20mm tiles (either one individual piece of 20mm or two pieces of 10mm glued together), placed on a support base that are the **PLOTS**, made of polypropylene. With these, it is possible to create a space between the tiles and the surface, which can on a rooftop or a terrace, and that will be used for passage of pipes. The tiles can be easily moved around without losing any stability.

There are two types of plots: fixed (15 mm height) for flat areas or adjustable (from 65 mm to 310 mm height) to solve any levelling issues in outdoor areas.

El sistema de Pavimento Sobreelevado Exterior sirve para conseguir superficies pavimentadas planas y aptas para el tránsito sobre suelos con o sin pendientes (siempre inferiores al 3%). Se consigue una cubierta ventilada, con un perfecto drenaje de la superficie pavimentada, realizándose la filtración del agua por las juntas entre baldosas con la ventaja de un mejor mantenimiento y un mayor aislamiento térmico.

Este sistema de fácil instalación, está formado por baldosas de 20mm (una pieza individual de 20mm o dos piezas de 10mm pegadas), instaladas sobre unas bases, denominadas **PLOTS** de polipropileno, para crear un espacio entre éste y la superficie, que puede ser una azotea o terraza exterior, y que puede ser utilizado para el paso de canalizaciones. Además, las piezas se pueden sustituir e intercambiar por otras del sistema sin pérdida de estabilidad.

Existen dos tipos de plots o soportes: fijos (15 mm altura) para zonas planas o regulables (desde 65 mm a 310 mm altura) para resolver todas las soluciones de sobreelevaciones para exteriores.

### PLOTS PRICES. PRECIOS PLOTS.

REFERENCES	HEIGHT ADJUSTMENT. REGULACIÓN ALTURA	UNIT PRICE. PRECIO UNITARIO	ALLOWABLE LOAD. CARGA ADMISIBLE
PLOT SNR 15	15 mm (fix. fija)	G-2039	6000 kg
PLOT SR 65/100	de 65 a 100 mm	G-2075	2500 kg
PLOT SR 100/130	de 100 a 130 mm	G-2079	2500 kg
PLOT SR 130/220	de 130 a 220 mm	G-2085	2200 kg
PLOT SR 220/310	de 220 a 310 mm	G-2100	2000 kg

For pricing on 20mm glued tiles please check with the commercial department.  
Precio doble pieza pegada, consultar con el departamento comercial.

### AVERAGE QUANTITY PLOTS / M2. CONSUMO MEDIO PLOTS / M2.

SIZE TILE	PLOTS/M2
60x120 cm	3 units/m2
90x90 cm	5,5 units/m2
22,5x90 cm	11 units/m2
45x90 cm	5,5 units/m2
60x60 cm	3 units/m2
30x60 cm	6 units/m2
100x100 cm	4 units/m2
50x100 cm	4,5 units/m2
25x100 cm	9 units/m2

Estimation. Possible variations depending on project.  
Estimación. Posibles variaciones según el proyecto.

## VENTILATED FAÇADES | FACHADAS VENTILADAS

The Ventilated Façade system is an exterior cladding system for buildings offering a combination between the maximum level of aesthetic appeal and technical advantages for any new building or renovation.

From the structural point of view, this is a system composed of an external facade made of porcelain stoneware slabs that are mechanically anchored to the perimeter framework of the building by means of a structure in aluminium alloy. Due to the particular characteristics of this construction technique, the surface of the cladding remains separate from the masonry. The resulting cavity is partially occupied by a layer of thermal insulating material, leaving the rest of the space empty to allow ventilation. Therefore a continuous flow of aeration is created providing significant benefits such as:

- Energy saving, thermal insulation and sound proofing. Protection against water.
- Healthier environment - in terms of breathability and a decrease of heat loads.
- No deterioration of the appearance or technical structure over time.
- Exceptional results in renovation works.
- Security when fixing coatings due to the mechanical and chemical anchorage.
- Easy to clean, maintain and manipulate.

### TYPES OF SYSTEMS

**Visible system:** The anchorage of the material by mounting clips, causes it to be visible from the outside. This system does not require any manipulation of the pieces.

**Hidden system:** The anchorage takes place by using the side grooves that have to be made on the profiles of every piece of porcelain in order for the clips not to be seen from the outside.

El sistema de Fachada Ventilada es un sistema de revestimiento exterior de edificios, la combinación ideal entre el máximo nivel estético y las mejores características térmicas para edificio de obra nueva o renovación.

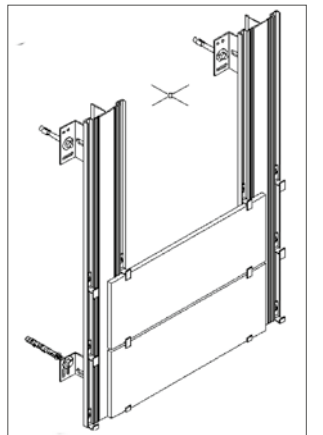
Desde el punto de vista estructural, es un sistema voladizo, compuesto de una cara externa de piezas de gres porcelánico fijadas mecánicamente al perímetro del edificio por medio de una estructura de perfiles de aluminio. Gracias a esta técnica la superficie del revestimiento se mantiene separada de la mampostería. La cavidad resultante está parcialmente ocupada por una capa de material aislante térmico, dejando el resto del espacio vacío para permitir la ventilación. De esta manera se crea un flujo continuo de aireación, que proporciona beneficios significativos como:

- Ahorro de energía y aislamiento térmico y acústico. Protección contra el agua.
- Medio ambiente más saludable - transpirabilidad y una disminución de las cargas térmicas.
- Sin deterioro del aspecto de la fachada exterior ni de las características técnicas por el paso del tiempo.
- Resultados excepcionales en obras de renovación.
- Seguridad en la fijación de los revestimientos al usar anclajes mecánicos y químicos.
- Facilidad en limpieza, mantenimiento y manipulación.

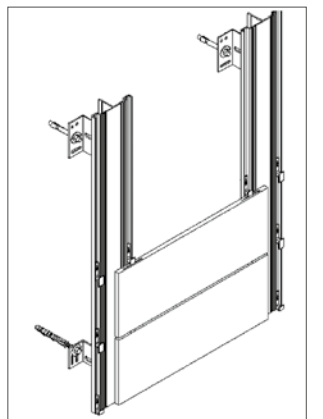
### TIPOS DE SISTEMA

**Sistema visto:** El anclaje del material mediante grapas de fijación, provoca que éste sea visible desde el exterior. Este sistema, a diferencia del sistema oculto, no precisa mecanización adicional de las piezas de porcelánico.

**Sistema oculto:** Mediante la mecanización de las piezas en el lateral (ranurado), el anclaje del material porcelánico no es visible desde el exterior.



Visible System. Anclaje Visto



Hidden System. Anclaje Oculto

## BONDED FAÇADES WITH MECHANICAL ANCHORAGE | FACHADAS PEGADAS CON ANCLAJE MECÁNICO

The Bonded Façade system upgrades the appearance of façades as they provide a modern and innovative appearance that will be durable in time due to the use of our high-end technical porcelain. Currently, there are adhesives that enable an optimum bonding on the façade, however, in order to ensure maximum security, it is important to use a safety mechanical anchorage system that may be visible or hidden. This system offers the following benefits:

- Greater impermeability and resistance against humidity and atmospheric agents.
- Lighter weight in comparison to façades made up of other materials.
- Minimum maintenance required.
- Energy efficiency gain.

El sistema de Fachada Pegada incrementa el valor estético de la fachada al aportar un acabado moderno e innovativo de alta calidad que será perdurable en el tiempo debido al uso de nuestro porcelánico técnico. En la actualidad, existen adhesivos que nos permiten mejorar el aplacado en fachada pero, para garantizar la seguridad de la misma ante posibles desprendimientos de las baldosas, se han diseñado sistemas de fijación con anclaje mecánico oculto y visto para su colocación con estas ventajas:

- Mayor impermeabilidad y resistencia contra la humedad y los agentes atmosféricos.
- Menor peso respecto a otras fachadas con otros materiales.
- Mínimo mantenimiento requerido.
- Mejora de la eficiencia energética.

For pricing on grooved material for hidden system, please check with our commercial department.  
Precios de material ranurado para sistema oculto, consultar con el departamento comercial.

### AVERAGE QUANTITY ANCHORING / M2. CONSUMO MEDIO ANCLAJES / M2.

SIZE TILE	UNITS/M2
60x120 cm	3 units/m2
90x90 cm	3 units/m2
45x90 cm	5,5 units/m2
60x60 cm	6,5 units/m2
30x60 cm	12 units/m2
100x100 cm	2,5 units/m2
50x100 cm	4,5 units/m2
25x100 cm	9 units/m2

### ANCHORING PRICES. PRECIOS ANCLAJES.

REFEREN- CES (inox)	JOINT aprox	PRICE
Oculto U - 8	8 mm	G-2027
Visto U - 8	8 mm	G-2029
Oculto Z - 1	1 mm	G-2033
Visto Z - 1	1 mm	G-2037

The price includes staple, plug and screw.  
El precio incluye grapa, taco y tornillo.



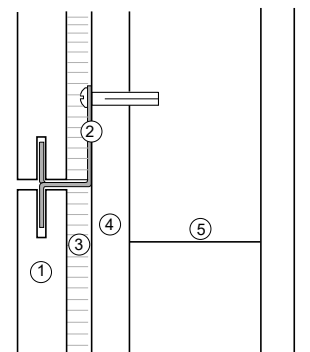
U-8 basic  
U-8 continuación



U-8 / Z-1 ending  
U-8 / Z-1 terminación



Z-1 basic  
Z-1 continuación



1. Porcelain tile. Porcelánico.
2. Unvisible mechanical anchorage. Anclaje mecánico oculto.
3. Adhesive. Adhesivo.
4. Mortero. Mortar.
5. Solid brick. Ladrillo macizo.

Estimation. Possible variations depending on project.  
Estimación. Posibles variaciones según el proyecto.



# TECHNICAL CHARACTERISTICS | CARACTERÍSTICAS TÉCNICAS

## PORCELAIN 10MM | PORCELANICO 10MM

MEASUREMENTS AND SURFACES APPEARANCE MEDIDAS Y ASPECTO SUPERFICIAL	STANDARD TEST METHOD MÉTODO DE ENSAYO	STANDARD PRESCRIBED VALUES VALORES STANDARD NORMA	10 mm approx.
Length and width Longitud y anchura	ISO 10545-2	± 0,6% max.	± 0,2 %
Rectangularity Ortogonalidad	ISO 10545-2	± 0,5% max.	± 0,5 %
Straightness of sides Rectitud de lados	ISO 10545-2	± 0,5% max.	± 0,5 %
Surfaces flatness (curvature and warpage) Planitud	ISO 10545-2	± 0,5% max.	± 0,5 %
Thickness Grosor	ISO 10545-2	± 5% max.	± 2 %
<b>PHYSICAL PROPERTIES PROPIEDADES FÍSICAS</b>			
Water absorption Absorción de agua	ISO 10545-3	≤ 0,5%	< 0,1 %
Breaking Strength , in N Carga de rotura, en N	ISO 10545-4	≥ 1300 N	2400 N **
Modulus of Rupture Resistencia a la flexión	ISO 10545-4	≥ 35 N/mm <sup>2</sup>	39 N/mm <sup>2</sup> **
Resistance to thermal shock Resistencia al choque térmico	ISO 10545-9	No surface defects should be visible No debe presentar defectos superficiales visibles	Resistant Resistente
Resistance to crazing Resistencia al cuarteo	ISO 10545-11	No surface defects or cracks should be visible No debe presentar defectos ni grietas superficiales visibles	Resistant Resistente
Frost resistance Resistencia a la helada	ISO 10545-12	No surface defects or cracks should be visible No debe presentar defectos ni grietas superficiales visibles	Frost Resistant Resistente a la Helada
Coefficient of friction Coeficiente de fricción	DIN 51130 UNE-ENV12633	WET TEST/ENSAYO EN HÚMEDO DRY TEST/ENSAYO EN SECO	R9* Clase I ** Clase 3***
Colour resistance to light Resistencia del color a la luz	DIN 51094	There should be no colour variations No debe presentar variaciones de color	No variations in colour and gloss. No presenta variaciones de color y brillo.
<b>CHEMICAL PROPERTIES PROPIEDADES QUÍMICAS</b>			
Chemical resistance Resistencia química	ISO 10545-13	Resistance to household cleaning products and swimming pool salts Resistencia a productos domésticos y sales para piscinas	Min. GB
Resistance to staining Resistencia a las manchas	ISO 10545-14	≥ 3 for glazed tiles para baldosas esmaltadas	5 **

\* Test done in NOVOCEMENTO NEGRO NATURAL 30x60 on November 2009 and done in CLINKER BEIGE NATURAL 30x60 on June 2012.  
Ensayo realizado sobre el producto NOVOCEMENTO NEGRO NATURAL 30x60 a fecha Noviembre 2009 y sobre el producto CLINKER BEIGE NATURAL 30x60 a fecha Junio 2012.

\*\* Test done in NOVOCEMENTO NEGRO NATURAL 30x60 and done in CLINKER GREY NATURAL 30x60 on May 2012.  
Ensayo realizado sobre el producto NOVOCEMENTO NEGRO NATURAL 30x60 y sobre el producto CLINKER GREY NATURAL 30x60 ambos a fecha Mayo 2012.

\*\*\* Dry Test, according to document DA DB-SUA/3 (Código Técnico de la Edificación) M<sup>o</sup> de Fomento. Test done in NOVOCEMENTO NEGRO NATURAL 30x60 and CLINKER GREY NATURAL 30x60 on May 2012.  
Ensayo realizado, según documento DA DB-SUA/3 (Código Técnico de la Edificación) M<sup>o</sup> de Fomento, sobre el producto NOVOCEMENTO NEGRO NATURAL 30x60 y sobre el producto CLINKER GREY NATURAL 30x60 ambos a fecha Mayo 2012.

\* The described results are reference values that could vary depending on the product. Consult specific product test result value before ordering.  
Los resultados descritos son valores de referencia que pueden variar dependiendo del producto. Consultar valor de un producto específico antes de realizar el pedido.

\*\* Tests done in CLINKER collection. Consult specific product test result value before ordering.  
Ensayos realizados sobre la colección CLINKER. Consultar valor de un producto específico antes de realizar el pedido.

## PORCELAIN SLIM 7MM | PORCELANICO SLIM 7MM

MEASUREMENTS AND SURFACES APPEARANCE MEDIDAS Y ASPECTO SUPERFICIAL	STANDARD TEST METHOD MÉTODO DE ENSAYO	STANDARD PRESCRIBED VALUES VALORES STANDARD NORMA	slim 7	0,74 cm
Length and width Longitud y anchura	ISO 10545-2	± 0,6% max.	± 0,1 %	
Orthogonality Ortogonalidad	ISO 10545-2	± 0,6% max.	± 0,2 %	
Straightness of sides Rectitud de lados	ISO 10545-2	± 0,5% max.	± 0,2 %	
Surfaces flatness Planitud	ISO 10545-2	± 0,5% max.	± 0,2 %	
<b>PROPIEDADES FÍSICAS PHYSICAL PROPERTIES</b>				
Water absorption Absorción de agua	ISO 10545-3	≤ 0,5 %	< 0,1 %	
Breaking strength, in N Carga de rotura, en N	ISO 10545-4	≥ 700 N	> 1200 N	
Bending resistance Resistencia a la flexión	ISO 10545-4	≥ 35 N/mm <sup>2</sup>	>40 N/mm <sup>2</sup>	
Thermal expansion coefficient Coeficiente de dilatación térmica	ISO 10545-8	Availbe method Método disponible	Availbe method Método disponible	
Temperature shock resistance Resistencia al choque térmico	ISO 10545-9	No surface defects should be visible No debe presentar defectos superficiales visibles	Resistant Resistente	
Crazing resistance Resistencia al cuarteo	ISO 10545-11	No surface defects or cracks should be visible No debe presentar defectos ni grietas superficiales visibles	Resistant Resistente	
Resistance to frost Resistencia a la helada	ISO 10545-12	No surface defects or cracks should be visible No debe presentar defectos ni grietas superficiales visibles	Frost Resistant Resistente a la Helada	
Colour resistance to light Resistencia del color a la luz	DIN 51094	There should be no colour variations No debe presentar variaciones de color	No variations in colour and gloss. No presenta variaciones de color y brillo	
<b>CHEMICAL PROPERTIES PROPIEDADES QUÍMICAS</b>				
Chemical resistance Resistencia química	ISO 10545-13	Resistance to chemical products. Resistencia a productos químicos.	Min. GB	
Resistance to staining Resistencia a las manchas	ISO 10545-14	≥ 3 for glazed tiles para baldosas esmaltadas	5	

The described results are reference values that could vary depending on the product. Check specific product test result value before ordering.  
Los resultados descritos son valores de referencia que pueden variar dependiendo del producto. Consultar valor de un producto específico antes de realizar el pedido.

## CERAMIC | CERÁMICA

TECHNICAL CHARACTERISTICS DESCRIPCIÓN DE CARACTERÍSTICAS	Group B II a GRUPO B II a
<b>DIMENSIONS AND SURFACE APPEARANCE DIMENSIONES Y ASPECTO SUPERFICIAL</b>	
Length and width Longitud (l) y anchura	ISO 10545-2 ± 0,6 %
Thickness Espesor	ISO 10545-2 ± 5%
Straightness of sides Rectitud de lados	ISO 10545-2 ± 0,5%
Rectangularity Ortogonalidad	ISO 10545-2 ± 0,6%
Surface flatness (Curvature and warpage) Planitud de superficie (Curvatura y alabeo)	ISO 10545-2 a) ±0,5% b) ±0,5% c) ±0,5%
<b>PHYSICAL PROPERTIES PROPIEDADES FÍSICAS</b>	
Water absorption Absorción de agua	ISO 10545-3 3%<E<6%
Breaking strength / Carga de rotura, en n Thickness ≥ 7,5 / Espesor ≥ 7,5 Thickness < 7,5 / Espesor < 7,5	ISO 10545-4 Min. 1000
Modulus of rupture Resistencia a la flexión en n/mm2	ISO 10545-4 ≥ 22 N/mm <sup>2</sup>
Resistance to deep abrasion of glazed floor tiles Resistencia a la abrasión superficial de baldosas esmaltadas para suelos	ISO 10545-7 To declare the abrasion level and number of revolutions Declarar la clase de abrasión y número de revoluciones
Thermal expansion coefficient Coeficiente de dilatación térmica lineal	ISO 10545-8 Available method / Método disponible
Resistance to thermal shock Resistencia al choque térmico	ISO 10545-9 Available method / Método disponible
Resistance to crazing of glazed tiles Resistencia al cuarteo de baldosas esmaltadas	ISO 10545-11 Resistant / Resistente
Frost resistance resistencia a la helada	ISO 10545-12 Available method / Método disponible
Expansion for dampness Dilatación por humedad, en mm/m	ISO 10545-10 Available method / Método disponible
Small colour differences Pequeñas diferencias de color	ISO 10545-16 Available method / Método disponible
Impact resistance Resistencia al impacto	ISO 10545-5 Available method / Método disponible
<b>CHEMICAL PROPERTIES PROPIEDADES QUÍMICAS</b>	
Resistance to staining of glazed tiles Resistencia a las manchas de baldosas esmaltadas	ISO 10545-5 ≥ 3
Resistance to chemical products (resistance to low concentrations of acids and alkalis) Resistencia a productos químicos (resistencia a ácidos y álcalis de baja concentración) de baldosas esmaltadas	ISO 10545-5 Available method / Método disponible
Resistance to chemical products (resistance to high concentrations of acids and alkalis) Resistencia a productos químicos (resistencia a ácidos y álcalis de alta concentración)	ISO 10545-5 Available method / Método disponible
Resistance to chemical products (resistance to household cleaners and swimming pool salts) Resistencia a productos químicos (resistencia a productos domésticos y sales para piscinas) de baldosas esmaltadas.	ISO 10545-5 Min. GB



# SLIP RESISTANCE INDEX | ÍNDICE DE RESBALADICIDAD



## UNE-ENV 12633 \_ Pendulum Test <sup>1</sup>

(ENSAYO DEL PÉNDULO) Clasificación de los suelos según la norma.

<sup>1</sup> This test has been developed to simulate the action of a slipping foot; the method uses a swinging arm which contacts a set area of flooring in a controlled manner, certain temperature and humidity values, via a rubber slider. The flooring slip resistance is determined by the over-swing of the pendulum and is directly affected by the surface profile/roughness of the floor.

Se obtiene usando como equipo de ensayo el péndulo de fricción para evaluar las propiedades de fricción de la probeta. El péndulo de fricción incorpora un patín deslizante, hecho de goma normalizada fijado al extremo del péndulo. Durante la oscilación del péndulo, la fuerza de rozamiento entre el patín y la superficie de la probeta a ser ensayada se mide mediante la reducción de la longitud de la oscilación empleando una escala calibrada.

CLASE 1 / 15<RD<35			
Alhambra Nat.	014	Moving Nat.	200
Astoria Nat.	024	Neila Nat.	204
Attila Nat.	028	Neutral Nat.	206
Azur Nat.	037	Norway Nat.	212
Baffin Nat.	040	Pressure Nat.	220
Bella Bianco Nat.	042	Primary Nat.	222
Bondi Nat.	060	Rafter Nat.	224
Branch Nat.	064	Rainbow Nat.	226
Brave Nat.	068	Range nat.	209
Brickwork Titanium	074	Reaction	228
Brooklyn Nat.	078	Recover Nat.	232
Build Nat.	084	Remind Nat.	240
Camper Nat.	092	Retro Nat.	242
Carpet Nat.	098	Roden Nat.	244
Chaplin Nat.	108	Ronda Nat.	248
Clinker Nat.	112	Sahara Nat.	306
Cotto Nat.	116	Sonar Nat.	264
District Nat.	120	Stracciatella Nat.	268
Eagle	124	Studio Nat.	272
Fabrique Nat.	130	Tango Nat.	280
Ferrum Nat.	134	Tawriq Nat.	282
Gravite Nat.	137	Terre Nat.	286
Isen Nat.	152	Thor Nat.	296
Jacquard Nat.	156	Valmont Nat.	298
Kilim Nat.	164	Vanguard Nat.	300
Kingdom Nat.	169	Vilero Nat.	299
Logger Nat.	170	Zenith Nat.	307
Lumber Nat.	171	Zone	308
Marbox Nat.	182		
Mixing Nat.	196		

CLASE 2 / 35<RD<45	
Altea Nat.	020
Bohemian Nat.	052
Bohemian Outdoor 2 cm.	056
Brickwork Nat.	074
Build Lappato	084
Cabana Nat.	088
Chalkwood Nat.	104
Dixon Nat.	122
Expressions High Honed	128
Grunge Lappato	140
Imarble Lappato	142
Metallic Nat	186
Palazzo Nat.	218
São Luis Nat.	256
Shagreen Lappato	262
Studio Hex.	272
Tex Nat.	290
Venezia Lappato	304

CLASE 3 / 45<RD	
Attila Non-slip	028
Attila Outdoor 2cm	032
Baffin Non-Slip	040
Branch Non-Slip/Outdoor	064
Brave Outdoor 2 cm	071
Brooklyn Non-slip	078
Camper Outdoor 2cm	093
Carpet Outdoor 2 cm	100
Clinker Non-Slip	112
Cotto Non-Slip	116
Cotto Outdoor 2cm	118
Eagle Non-Slip	124
Metallic Outdoor 2cm	192
Neila Outdoor	204
Norway Non-slip	212
Pressure Non-Slip	220
Recover Non-Slip	232
Recover Outdoor 2 cm	234
Roden Non-Slip	244
Ronda Non-Slip	248
Ronda Outdoor 2cm	252
Studio Non-Slip	272
Studio Outdoor 2cm	276
Terre Non-Slip	286
Tex Outdoor 2 cm	294

## DIN 51130\_R-Test <sup>2</sup>

(Average angle of acceptance) (Ángulo de aceptación medio)



<sup>2</sup> This method of slip resistance testing involves a metallic structure with the tiles fixed where the tester walks backwards whilst the platform is inclined 1° per second till the test subject slips. Based on the angle of inclination of the slip, the test is repeated several times close to that critical angle and the slipperiness is given a classification.

Consiste básicamente en una estructura de acero pintado con las baldosas cerámicas debidamente adheridas. El operador deberá caminar hacia atrás sobre la plataforma mientras esta se va inclinando a 1° por segundo. El movimiento se detiene por el operador en el ángulo crítico de deslizamiento. La prueba se repetirá varias veces en la cercanía del ángulo crítico para encontrar un resultado más preciso.

R9 / 6° - 10°	
Alhambra Nat.	014
Astoria Nat.	024
Azur Nat.	037
Baffin Nat.	040
Bella Bianco Nat.	042
Brickwork Titanium	074
Brooklyn Nat.	078
Carpet Nat.	098
Clinker Nat.	112
Eagle	124
Fabrique Nat.	130
Ferrum Nat.	134
Isen Nat.	152
Mixing Nat.	196
Neila Nat.	204
Pressure	220
Rainbow Nat.	226
Retro Nat.	242
Roden Nat.	244
Sonar Nat.	264
Studio Nat.	272
Terre Nat.	286
Vilero Nat.	299

R10 / 10° - 19°	
Altea Nat.	020
Attila	028
Bohemian Nat.	052
Bohemian Outdoor 2 cm.	056
Bondi Nat.	060
Brave Nat.	068
Brickwork Nat.	074
Brooklyn Non-slip	078
Build Lappato	084
Build Nat	084
Cabana Nat.	088
Camper Nat.	092
Chalkwood Nat.	104
Chaplin Nat.	108
Cotto Nat	116
Dixon Nat.	122
Eagle Non-Slip	123
Eagle Non-Slip	124
Expressions High Honed	128
Gravite Nat.	137
Grunge Lappato	140
Imarble Lappato	142
Jacquard Nat.	156

R11 / 19° - 27°	
Attila Non-slip	028
Attila Outdoor 2cm	032
Baffin Non-Slip	040
Brave Outdoor 2 cm	071
Camper Outdoor 2cm	093
Carpet Outdoor 2 cm	100
Cotto Non-Slip.	116
Cotto Outdoor 2cm	118
Metallic Outdoor 2cm	192
Neila Outdoor	204
Norway Non-slip	212
Recover Outdoor 2 cm	234
Ronda Non-Slip	248
Ronda Outdoor 2cm	252
Ronda Outdoor 2cm	262
Shagreen Lappato	272
Studio Outdoor 2cm	276
Tex Outdoor 2 cm	294

\* For project specification check the above values beforehand with our commercial network before order confirmation. Consultar con nuestra red comercial antes de la especificación o confirmación de pedido para proyectos.

Tests performed in internal laboratory. / Ensayos realizados en laboratorio interno.

# CLEANING GUIDELINES | CONSEJOS DE LIMPIEZA

## THE FIRST CLEANING "AFTER INSTALLATION"

The most important cleaning operation is performed immediately after laying the tiles. This involves the complete removal of residues and dirt from the tile placement. An inadequate or late removal of this waste can create a cementitious layer on the tile capable of absorbing all forms of dirt. This may give the impression that the tile gets dirty when the actual problem resides in the surface film of dirt which was not removed immediately after laying.

Once the grouting of the tiles is finished, it is important, while the grout is still wet, to carefully remove any excess material immediately. This can be done using a sponge and plenty of clean water, repeating this as many times as necessary.

Do not perform the cleaning with metal tools, scrapers or abrasive pads. For stubborn stains, clean with alcohol and lukewarm water and rub with a clean cloth. If they do not disappear, check with the relevant technical department.

Once the above mentioned washing is done, another washing should be carried out using basic or alkaline degreasing agents, as acid washing can leave stickiness on the pavement which could help retain dirt. In areas where water is calcareous, it is convenient to dry the surface, in order to prevent the deposition of carbonates which will reduce the surfaces' gleam.

## REGULAR MAINTENANCE

Many available cleaning products for general use can be used with our products. For daily cleaning, one can use detergents or degreasing products diluted in warm water, following each product's instructions.

It is important that the cleaner does not have oil, animal fat, or soap base. These components may leave an invisible residue whilst absorbing dirt (lime stratifications detergent or residues). It is also important that the tile receives a thorough rinsing with clean water after the cleaning process is complete.

The low water absorption and high standards met by all porcelain tiles ensure a product which is easy to maintain. Our products do not require the use of sealants or waxes. These superficial coatings can really affect the performance of the tile in a negative manner.

It is important to note that hydrofluoric acid (HF) and derivatives can irreparably damage the tile.

The general steps for regular cleaning of our ceramic products can be summarized as follows:

- Remove any solid or liquid waste from the tile, sweeping with a soft bristle broom or vacuuming.
- Clean up liquid spills as soon as possible with lukewarm water.
- Apply the recommended amount and dilution of the cleaner for the tile (follow the cleaner manufacturer's instructions). The wiper must remain in the tile a minimum period of 5 minutes.
- For unpolished tiles, scrub with a nylon sponge or soft bristle brush. A floor machine equipped with a nylon pad or bristle brush can be used for heavily soiled surfaces. For polished tiles, clean with a nonabrasive cloth.
- Remove the dirty cleaning solution and water with a vacuum cleaner or cloth. Rinse the porcelain tile with clean water and remove again with a vacuum cleaner, mop or towel. It is absolutely essential that all detergent residues are removed completely from the tile. Any remaining detergent that dries on the tiles surface can form a coating that can trap dirt and be very difficult to remove. The tile should be rinsed several times to remove all detergent residues.

During use, the cleaning of the tiles should be similar to window cleaning. Ammonia and even bleach type products can be employed, but both must be diluted in water. In case of special stains and/or particularly resistant, it is advisable to use specific detergents according to the cleaners' manufacturer. Do not forget that removing any type of stain is easier when it is still fresh.

It is important to always do a pre-test the detergent products result on a small sample of the porcelain.

Please pay special attention to the recommendations for maintenance and use, which are included in the inside of the boxes of each decorative and/or special piece.

## TILES WITH METALLIC EFFECTS - PVD

This type of tiles require following these recommended guidelines, shown below, for cleaning:

- In general, you can use any non-aggressive and neutral pH product.
- In general, we recommend the use of ammonia-based products (NH3) diluted in water, never directly on the piece.
- You cannot use chemically aggressive products.
- You cannot use products with hydrochloric acid (HCl). The remaining acid products should be used with caution in very diluted concentrations.
- Citric acid and other acidic food products leave stains if left too long to act on the tile. They must be removed as soon as possible.
- The use of powder products of abrasive action is not recommended.

## LA PRIMERA LIMPIEZA DESPUÉS DE LA COLOCACIÓN

La operación de limpieza más importante se lleva a cabo inmediatamente "después de la colocación de la baldosa". Esto implica la eliminación completa de los residuos de lechada y de la suciedad de la colocación de las propias baldosas. Una eliminación inadecuada o tardía de estos residuos puede crear sobre la baldosa una película cementosa capaz de absorber toda forma de suciedad, dando la impresión que se ensucia la baldosa, cuando el problema está en la película superficial de suciedad. Una vez efectuado el rejuntado de las baldosas, es importante cuando el material de rejuntado todavía está fresco, eliminar el material sobrante cuidadosa e inmediatamente, utilizando para ello una esponja y agua limpia abundante, repitiendo esta operación tantas veces como sea necesario. No debe realizarse la limpieza del material con espátulas metálicas ni estropajos abrasivos. En el caso de manchas resistentes, limpiar con alcohol y agua caliente y frotar con un paño limpio. Si no desaparecen, consultar con el departamento técnico correspondiente.

Una vez efectuado el lavado mencionado arriba, deberá efectuarse un lavado básico o alcalino utilizando detergentes desengrasantes, ya que el lavado ácido puede dejar un caldosidad sobre el pavimento que podría contribuir a retener la suciedad. En aquellas zonas donde el agua sea calcárea conviene secar la superficie para evitar la deposición de carbonatos que disminuyen el brillo superficial.

## EL MANTENIMIENTO REGULAR

Muchos productos de limpieza de uso general que están disponibles son aceptables para el uso en nuestros productos. Se puede emplear para la limpieza diaria detergentes o desengrasantes diluidos en agua caliente, según indicaciones del envase del limpiador.

Es importante que el limpiador no tenga base de aceite, grasa animal, o jabón. Estos componentes pueden dejar un residuo invisible al atrapar la suciedad (estratificaciones de cal de detergente o residuos de suciedad). También es importante que la baldosa reciba un enjuague a fondo con agua limpia después que el proceso de limpieza se haya completado.

La densidad inherente y baja absorción de agua de todos los productos aseguran un producto que es fácil de mantener.

No requieren el uso de selladores o ceras. Estos recubrimientos superficiales pueden realmente afectar negativamente el rendimiento de la baldosa.

Es muy importante tener en cuenta que el ácido Fluorhídrico (HF) y derivados pueden dañar irremediablemente la baldosa.

Los pasos generales de limpieza regular para nuestros productos cerámicos se pueden resumir del siguiente modo:

- Retirar cualquier residuo sólido o líquido de la baldosa, barriendo con una escoba de cerdas suaves o pasar la aspiradora.
- Limpiar los derrames líquidos tan pronto como sea posible.
- Aplicar la cantidad y dilución del limpiador recomendadas para la baldosa (ver indicaciones del fabricante del limpiador). El limpiador deberá permanecer en la baldosa un periodo mínimo de tiempo de 5 minutos.
- Para baldosas sin pulir, frotar con una esponja de nylon o un cepillo de cerdas suaves. Para superficies muy sucias puede usarse una máquina de piso equipado con una almohadilla de nylon o con un cepillo de cerdas. Para baldosas pulidas, limpie con un trapo no abrasivo o un paño.
- Retirar la solución de limpieza sucia y el agua con una aspiradora o un trapo. Enjuague la pieza con agua limpia y retire de nuevo con una aspiradora, fregona, o una toalla. Es absolutamente esencial para todos los residuos de detergente que se eliminen por completo de la baldosa. Cualquier resto de detergente que se seque sobre la baldosa puede formar un recubrimiento que puede atrapar la suciedad y será muy difícil de eliminar. La baldosa debe enjuagarse varias veces para eliminar todos los residuos de detergente.

Durante su uso, la limpieza de la baldosa debe hacerse de forma similar a la limpieza de cristales. Se puede emplear productos de tipo amoniacal e incluso lejía, ambos diluidos en agua. En caso de manchas particulares y/o especialmente resistentes, es aconsejable usar detergentes específicos según especificaciones del fabricante del limpiador. No hay que olvidar que la eliminación de cualquier tipo de mancha resulta más fácil cuando ésta todavía está fresca. Es importante hacer siempre una prueba previa antes de usar los productos detergentes.

En el caso de piezas complementarias/decorativas, prestar especial atención a las recomendaciones de uso y limpieza indicadas en el interior de las cajas según modelos.

## BALDOSAS CON EFECTOS METÁLICOS / PVD

En este tipo de baldosas por su especificidad se recomienda seguir las siguientes pautas de limpieza:

- En general, se puede usar cualquier producto no agresivo y con PH neutro.
- En general, se recomienda el uso de productos con base amoniacal (NH3) en concentración rebajada, nunca directamente sobre la pieza.
- No se pueden usar productos agresivos químicamente.
- No se puede usar productos con ácido clorhídrico (HCl). El resto de productos ácidos deben usarse con precaución en concentraciones muy rebajadas.
- El ácido cítrico y otros productos alimentarios ácidos dejarán mancha si se les deja actuar mucho tiempo sobre la baldosa.
- No está recomendado el uso de productos en polvo de acción abrasiva.

## BIBLIOGRAFIA:

- "MANUAL - TECHNICAL GUIDE OF WALL AND FLOOR CERAMIC COVERINGS", Institute of Ceramic Technology (ITC).
- "ELECTRONIC GUIDE OF THE TECHNOLOGY OF CERAMIC TILE PLACEMENT (Placement Project)", Institute of Ceramics Promotion (CPI)
- "TECHNICAL GUIDE OF THE APPLICATION OF WALL AND FLOOR CERAMIC COVERINGS", Tile Newspaper (AZ Publications)



## CARE TO BE TAKEN DURING THE CONSTRUCTION

Our ceramic products are a finishing product within the construction process, so we advise to install them once other building works have been completed i.e. structures, masonry, flooring, ceilings... This will minimize the collateral damage that may occur when the product is installed too soon. Should the product be placed before the end of the construction, one will have to take special care to protect the pieces until the works are finalized. Especially in the case of our crystal polished finish products, these collections will have to be covered and protected from potential scratches.

## PRE-INSTALLATION

- Upon receiving the tiles it is essential to check if the tone, size and quality meet the required standards in advance, as well as assuring the lack of any visible surface defects. In case of facing any problems, our technical team will be able to study these when informed before having installed the product.
- One must choose the proper tools for the installation of ceramic products (serrated edged comb, rubber mallet, suction cups, spreaders and clamps for laying, jointing rubber float ...)
- Mix pieces from different boxes.

## SUPPORT BASE PREPARATION

The support base for wall or floor for the tiles must be stable, dry, flat and it must have the adequate consistency. This base must never be too hot or too cold and should be clean. One must not forget to clean any dust, grease or oil leftovers to facilitate an optimal adhesion. It is convenient to use slightly rough support bases, altering any excessively smooth leveling layer, in order to ensure greater adherence.

## ADHESIVE CHOICE

The type of adhesive will be determined by the water absorption of each type of tile. In this case, it is advisable to employ the technique of placing a thin layer of cement adhesive of type C2. Please pay special attention to the recommendations for maintenance and use which are included in the inside of the boxes of each decorative and/or special piece.

For formats larger than 30x30cm, we recommend the double-layer-adhesive. This technique involves the appliance of adhesive on the support base as well as on the tile; this technique is strongly recommended for outdoors.

The bonding material must be applied with serrated edged comb to achieve a homogeneous adhesive distribution throughout the laying surface, even in the corners of the tile. A non-uniform adhesive layer will cause tensions on the tile, which will create an "eyebrow" effect. It is advisable to follow the instructions of the adhesives manufacturer, particularly for different cement-based bonding materials.

## TILE INSTALLATION

The handling of the tiles, especially the rectified, must be done with utmost care to avoid scratches or chipping of the tiles.

During the installation process, the surface should not be marked by graphite materials (pencils) or permanent markers, especially in the case of polished products to avoid potential cleaning problems.

In order to properly install our rectified white body wall tiles, check the back side of the tiles to find an arrow that will serve as the guide to installation of all pieces in the same direction.

In large format porcelain pieces (over 60cm of any of its sides) it is convenient to use leveling clips to ensure the flatness of the pieces (such as the Raimondi leveling system, although there may be other manufacturers recommended in the market).

During installation of tiles, the use of at least 2mm spreaders is advisable. For locked placement, it is advisable to install at a distance from 1/3 of the piece, never at half of the piece.

## JOINTS AND GROUTS

The main functions of installation joints are to absorb deformations of the support, to increase surface adhesion between the parts and the bonding material, and to improve the impermeability of the surface.

It is necessary to respect the indications given below:

- **Structural joints:** the construction project already takes into account the existence of these joints in the floor coverings. These must also abide when covering the joint with plastic trims.
- **Perimeter joints:** it is always appropriate to provide these joints that isolate the tile and bonding material from any structural movements, avoiding tensions with them. Perimeter joints are normally hidden by the skirting board or the tile itself; they must have a width of 5 to 10 mm, and may be empty or filled with deformable material.
- **Expansion joints:** allow deformations due to thermal and hygroscopic variations between tiles between the bonding material and the support base. Usually designed with a width of 5-8 mm and surfaces from 25 m<sup>2</sup> (in sections of 5x5 m<sup>2</sup>) indoor and surfaces from 9 m<sup>2</sup> (in sections of 3x3 m<sup>2</sup>) outdoors. These joints must be well executed; this means that they must be flexible, waterproof, well bonded and must reach the base support.
- **Installation joints:** those between tiles. Before grouting these spaces must be empty; without any bonding materials. It is not recommended to fix any floor without joints, advising a minimum joint of 2-3 mm. The grout used in installation joints must be applied with a rubber float. The market offers a wide range of grouts, which are suitable for each type of tile and temperature as specified by the manufacturer of the grout, in which the type of product to be used, colors and waiting time before grouting should be recommended.

Before grouting, it is advisable to test a small area of the part to determine whether the chosen grout affects or stains the surface of the piece. In this case, one should contact the grout manufacturer. Ask the manufacturer for a suitable cleaner for this type of grip material. A bonding material with a thin granulometry is desirable in order to avoid scratches on the tile during its placement.

## CUIDADOS A SEGUIR DURANTE LA CONSTRUCCIÓN

Nuestros productos cerámicos se pueden considerar acabados finales en la construcción, por ello es recomendable ser colocados sólo cuando el resto de los trabajos constructivos hayan finalizado (estructuras, mampostería, solados, techos, instalaciones,...) y en especial los productos porcelánicos para suelos. De este modo se minimizarán los daños que pueden experimentar el producto cerámico por haber sido colocados demasiado pronto. Cuando los productos porcelánicos son colocados antes de finalizar la construcción hay que tener especial cuidado para proteger la pieza hasta que se ponga en servicio normal de utilización.

## CUESTIONES PREVIAS A LA COLOCACIÓN

- Al recibir los productos cerámicos es importante previamente comprobar si el tono, calibre y calidad son los requeridos, así como la existencia de defectos superficiales visibles.
- Hay que elegir las herramientas y útiles adecuados para la colocación de los productos cerámicos (llana metálica dentada, maza de goma, ventosas, crucetas y grapas para la colocación, llana de goma para rejuntar, ...)
- Hay que mezclar piezas de varias cajas.

## PREPARACIÓN DEL SOPORTE

El fondo o soporte para pared o suelo sobre el que se colocarán las baldosas debe estar estable, seco, nivelado o aplomado con la consistencia adecuada, no debiendo estar ni helado ni excesivamente caliente y limpio sin restos de polvo, grasa o aceite. Es conveniente disponer de soportes rugosos alterando los soportes excesivamente lisos o la propia capa de nivelación ligeramente para garantizar mayor adhesión.

## ELECCIÓN DEL ADHESIVO

La elección del tipo de adhesivo vendrá determinada por la absorción del agua de cada tipo de baldosa. En nuestro caso, se aconseja emplear la técnica de colocación en capa fina con el uso de Adhesivos Cementosos tipo C2.

Para formatos superiores a 30x30cm, se recomienda la técnica de colocación de doble encolado, esto es, aplicar adhesivo sobre el soporte y en la baldosa, en especial en exteriores.

El material de agarre debe aplicarse con una llana dentada para conseguir una distribución del adhesivo homogénea por toda la superficie de colocación incluso en las esquinas de la baldosa, presionando la baldosa sobre el adhesivo todavía fresco. De no ser uniforme la capa de adhesivo provocará tensiones en la baldosa que generan a la larga el efecto "ceja".

Es conveniente seguir las instrucciones del fabricante de adhesivos, en especial para los soportes diferentes de base cementosa.

En el caso de piezas complementarias/decorativas, prestar especial atención a las recomendaciones de uso y limpieza indicadas en el interior de las cajas según modelos.

## COLOCACIÓN DE LAS BALDOSAS

La manipulación previa de las baldosas, en especial las rectificadas, ha de realizarse con el máximo cuidado, para evitar despuntados, rayas o desconchados en su superficie.

Durante la colocación, no deberá marcarse la superficie de utilización del material con lápices (grafito) o rotuladores indelebles, especialmente en el caso de los productos pulidos para evitar posibles problemas de limpieza de los mismos.

Para la correcta colocación del revestimiento de pasta blanca rectificada, ver el anverso de la pieza, existe una Flecha que nos indica el sentido de colocación, colocar todas las piezas en el mismo sentido de colocación.

En la colocación de las baldosas se recomienda el uso de crucetas de al menos 2 mm. En colocación trabada es aconsejable la colocación a una distancia de 1/3 de la pieza, nunca a la mitad de la pieza.

En pavimentos y revestimientos de formatos mayores de 60 cm en alguno de sus lados, es conveniente el uso de sistemas de nivelación de colocación para garantizar la planitud de las piezas.

## LAS JUNTAS Y REJUNTADOS

Las principales funciones de las juntas de colocación son: absorber deformaciones del soporte, aumentar la superficie de adherencia entre las piezas y el material de agarre, y mejorar la impermeabilidad de la superficie.

Es conveniente respetar las juntas que se indican a continuación:

• **Juntas estructurales:** el proyecto constructivo ya tiene prevista la existencia de estas juntas en el solado que se deben respetar también al colocar las baldosas y éstas se deben recubrir con materiales deformables.

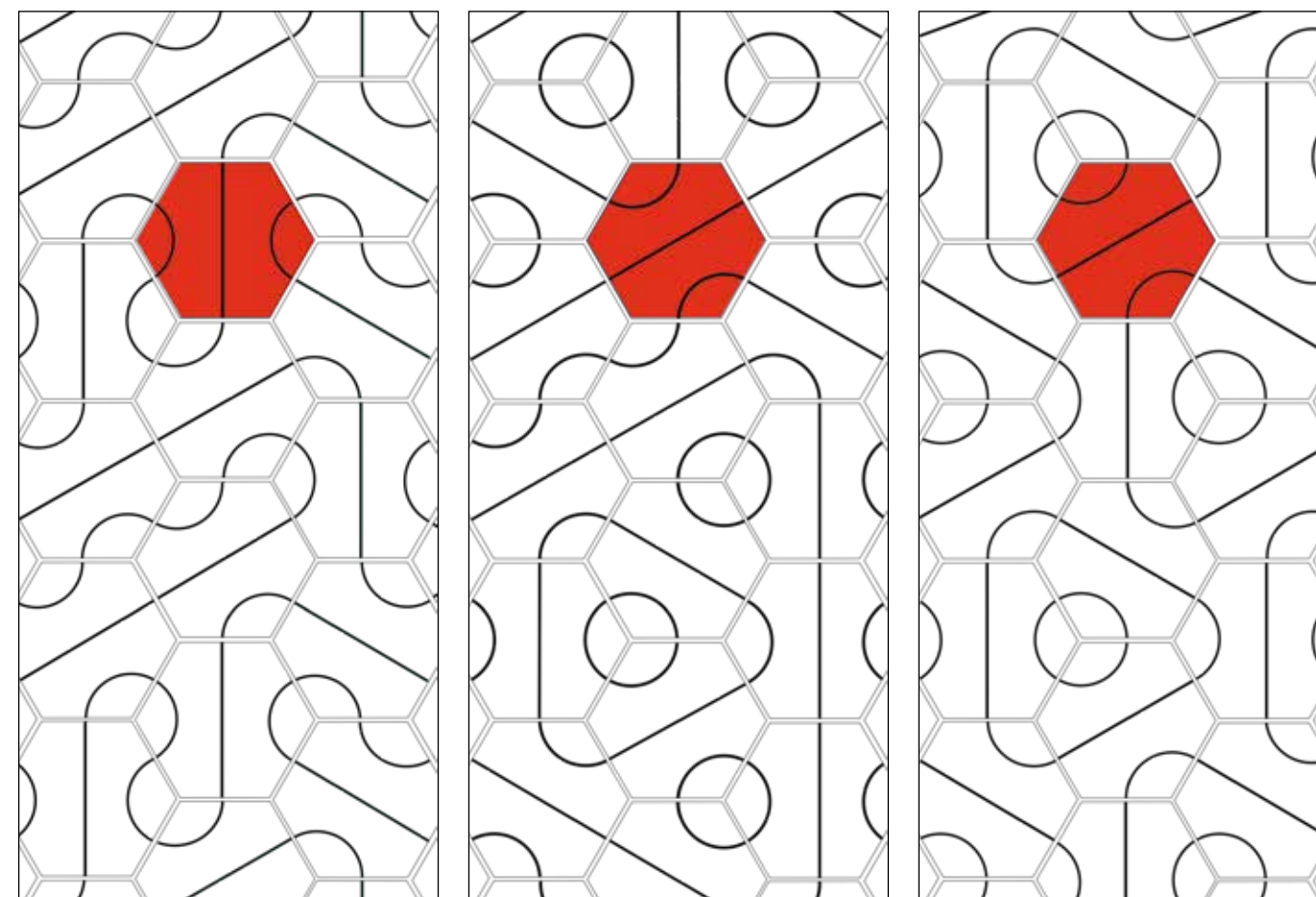
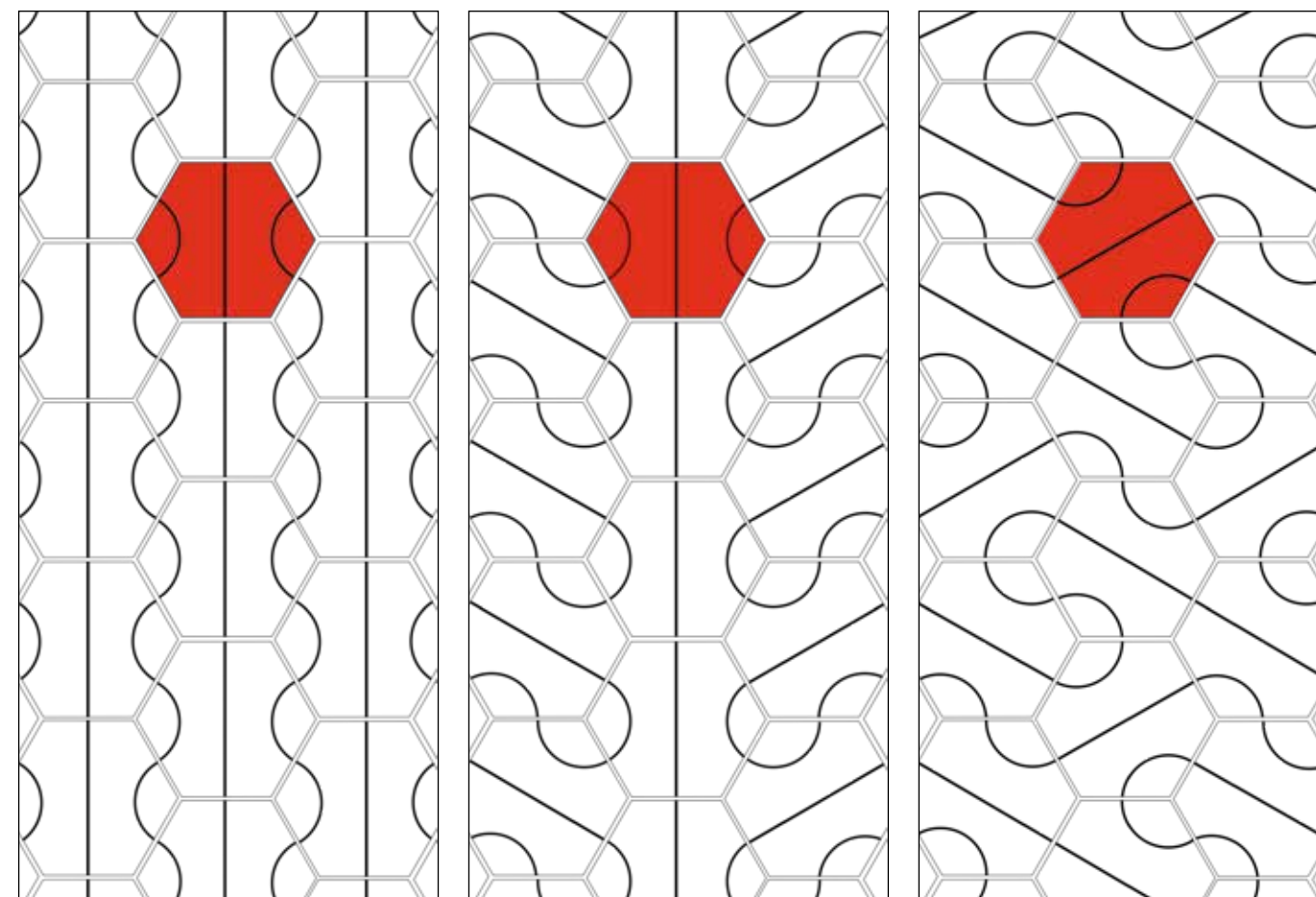
• **Juntas perimetrales:** siempre es conveniente prever estas juntas que aíslan la baldosa y al adhesivo de los movimientos de otros elementos estructurales constructivos como paredes-suelos, pilares o puertas-ventanas, evitando tensiones con ello. Normalmente quedan ocultas por el rodapié o la propia baldosa, deben tener una anchura de 5 a 10 mm, y pueden quedar vacías o rellenas de material deformable.

• **Juntas de dilatación:** permiten las deformaciones por variaciones térmicas e higroscópicas entre baldosas, adhesivo y soporte. Normalmente se diseñan con una anchura mínima de 5 a 8 mm y en superficies a partir de 25 m<sup>2</sup> (en paños de 5x5 m<sup>2</sup>) en interiores y en superficies a partir de 9 m<sup>2</sup> (en paños de 3x3 m<sup>2</sup>) en exteriores. Estas juntas deben estar bien ejecutadas, esto es, ser flexibles, impermeables, bien adheridas y llegar hasta el soporte base.

• **Juntas de colocación:** son las existentes entre baldosa y baldosa. Antes del rejuntado estas juntas deben estar vacías, por tanto sin materiales de agarre de la construcción. Se desaconseja una colocación a junta unida o a "testa" aconsejándose una junta mínima de 2-3 mm.

El material de rejuntado que se utiliza en las juntas de colocación se debe aplicar con una llana de goma. En el mercado existe una amplia gama de materiales de rejuntado, que se adecua a cada tipo de baldosas y ambiente según especificaciones del fabricante del material de rejuntado en las que se debe recomendar el tipo de producto a emplear, colores y tiempo de espera hasta el comienzo del rejuntado.

Antes del rejuntado, es conveniente probar en un área pequeña de la pieza para determinar si la lechada elegida decolora o mancha la superficie de la pieza, en cuyo caso hay que contactar con el fabricante del material de rejuntado. Pedirle al fabricante del rejunte un limpiador adecuado para este tipo de material de agarre. Es conveniente que la granulometría del material de rejuntado sea fina, para evitar posibles rayas en la baldosa en su colocación.





**CERTIFICATE  
ISO 9001: 2008**

Quality management system  
Sistema de gestión de la calidad



**CERTIFICATE  
ISO 14001: 2004**

Environmental management system  
Sistema de gestión ambiental



APARICI PORCELANICO carries out internal and external laboratory tests to determine the technical characteristics of each one of its products (formats and surfaces) and to certify that they comply with all existing norms.

APARICI PORCELANICO realiza ensayos de laboratorio para determinar las características técnicas de cada uno de sus productos (medidas y aspecto superficial) y certificar que se cumple con la normativa vigente.



Certifications issued by the following OFFICIAL ORGANIZATIONS:  
Certificados emitidos por los siguientes ORGANISMOS OFICIALES:

<p>SPAIN. ESPAÑA</p>   	<p>GERMANY. ALEMANIA</p>  	
<p>ITALY. ITALIA</p> 	<p>U.S.A. ESTADOS UNIDOS</p> 	<p>CE.COMUNIDAD EUROPEA</p> 



CERÁMICAS APARICI has the INTEGRATED ENVIRONMENTAL AUTHORIZATION (issued by The Center for Climate Change, at the Environment, Water and Urban Development Council of Comunidad Valenciana, according to a resolution dated 28th of November, 2007. 2008/1866).

CERÁMICAS APARICI dispone de la AUTORIZACIÓN AMBIENTAL INTEGRADA (otorgada por la Dirección General para el Cambio Climático, de la Conselleria de Medio Ambiente, Agua, Urbanismo y Vivienda de la Comunidad Valenciana, según resolución del 28 de Noviembre de 2007. 2008/1866).

COMPLIANCE WITH CREDITS FOR

**LEED**  
CERTIFICATION SYSTEM



YOU CAN OBTAIN UP TO **38 LEED CREDITS**. SE PUEDEN OBTENER HASTA **38 CRÉDITOS LEED**

depending on the following criteria:  
dependiendo de los siguientes criterios:

**DIRECT CREDITS**

**SUSTAINABLE SITES:**

- SS 1/7** HEAT ISLAND EFFECT. EFECTO ISLA DE CALOR
- SS 3** LOCAL HEAT ISLAND EFFECT. EFECTO ISLA DE CALOR LOCAL

1-2  
CREDITS

**MATERIALS AND RESOURCES:**

- MR** RECYCLED CONTENT. CONTENIDO RECICLADO
- MR** REGIONAL MATERIALS. MATERIALES REGIONALES
- MR** SUSTAINABLE PURCHASING. ADQUISICIÓN SOSTENIBLE
- MR** SUSTAINABLY SOURCED MATERIALS & PRODUCTS. PRODUCTOS Y MATERIAS PRIMAS SOSTENIBLES
- MR** ENVIRONMENTALLY PREFERABLE PRODUCTS. PRODUCTOS AMBIENTALMENTE PREFERIBLES

0,5-8  
CREDITS

**INDOOR ENVIRONMENTAL QUALITY**

- IEQ** LOW EMITTING MATERIALS. PRODUCTOS DE BAJA EMISIÓN

1-4  
CREDITS

**INDIRECT CREDITS**

**ENERGY & ATMOSPHERE**

- EA PR2** MINIMUM ENERGY PERFORMANCE. EFICIENCIA ENERGÉTICA MÍNIMA
- EA CR1** OPTIMIZE ENERGY PERFORMANCE. OPTIMIZACIÓN ENERGÉTICA

1-21  
CREDITS

**MATERIALS AND RESOURCES**

- MR CR1.2** BUILDING REUSE. REUTILIZACIÓN DEL EDIFICIO
- MR CR3** MATERIALS REUSE. REUTILIZACIÓN DE MATERIALES

1-2  
CREDITS

**INDOOR ENVIRONMENTAL QUALITY**

- IEQ CR3** CONSTRUCTION INDOOR AIR QUALITY MANAGEMENT PLAN. PLAN DE GESTIÓN DE LA CALIDAD DE AIRE INTERIOR

1  
CREDIT

CoverLEED | itc | aparici

Products commercialized by APARICI PORCELANICO meet all the norms required by Spanish manufactured goods, imposed by the Spanish and the European Law concerning environmental issues. These legal requirements have encouraged us even further when setting our own internal goals; leading to a minimization of any environmental impacts which can derive from our manufacturing process.

Los productos comercializados por APARICI PORCELANICO cumplen en materia medioambiental con la normativa exigible por la legislación Española y Europea aplicable a los productos elaborados en España. Este imperativo legal nos ha motivado más si cabe a marcarnos nuestros objetivos internos para minimizar al máximo los impactos medioambientales derivados de nuestro proceso productivo.

<b>69%</b>	Recycled material used in production up to 53%. Material reciclado usado en producción hasta un 53%.
<b>100%</b>	Under the maximum authorized level for pollutant gas emissions. Nivel de emisiones de contaminantes a la atmósfera inferior al límite autorizado.
<b>100%</b>	Cardboard and wood packaging managed by SIG from ECOEMBES. Envases y embalajes de cartón y madera gestionados por el SIG de ECOEMBES.
<b>100%</b>	Waste management handled through an authorized company. Gestión de residuos peligrosos y no peligrosos por gestor autorizado.
<b>100%</b>	Recycling of industrial sewage water. Reutilización de aguas residuales industriales.





#### QUALITY\_CALIDAD

HIGH TECHNICAL PORCELAIN \_PORCELÁNICO TÉCNICO  
DOUBLE FIRED\_BICOCCIÓN



#### SERVICE\_SERVICIO

DELIVERY WITHIN 0,5 DAYS\_0,5 DÍAS PLAZO SUMINISTRO  
PERMANENT STOCK 8.000.000 m<sup>2</sup> \_STOCK PERMANENTE 8.000.000 m<sup>2</sup>



#### PRODUCTION\_PRODUCIÓN

14.500.000 m<sup>2</sup>/year\_14.500.000 m<sup>2</sup>/año



#### INNOVATION\_INNOVACIÓN

DIGITAL TECHNOLOGY\_TECNOLOGÍA DIGITAL



#### INTERNATIONAL\_INTERNACIONAL

140 COUNTRIES\_140 PAÍSES



#### ECOLOGY\_ECOLOGÍA

69% RECYCLED MATERIAL\_60% MATERIAL RECICLADO

Cerámicas Aparici SA does not take any responsibility of printing mistakes in any data of this catalogue. Check and confirm the data with CERÁMICAS APARICI S.A. before any order. All technical characteristics and specifications are based on the available information at the printing moment, they can suffer alterations without warning according to changes in markets, in technological innovations or any other factor. CERÁMICAS APARICI S.A. has the right to modify them without any responsibility or any commitment.

Cerámicas Aparici SA no asume ninguna responsabilidad por errores de impresión en cualquier dato reflejado en el presente catálogo. Por tal motivo, para la realización de cualquier pedido se solicita que sean confirmados a Cerámicas Aparici SA o a su distribuidor. Todas las características y especificaciones técnicas están basadas en la información disponible al momento de la impresión del presente catálogo y podrán cambiar o variar sin previo aviso de acuerdo a las circunstancias del mercado y/o a las innovaciones tecnológicas y/o a cualquier factor. CERÁMICAS APARICI SA, se reserva el derecho a modificarlos en cualquier momento sin incurrir en ninguna obligación, ni responsabilidad.