



**APAVISA**  
architectural design  
2021



# contents contenidos

## COLLECTIONS

<b>ALCHEMY 7.0</b> collection	020
<b>ALUMINUM</b> collection	006
<b>A.MANO</b> collection	268
<b>ANIMA</b> collection	098
<b>ANARCHY</b> collection	222
<b>ARTEC 7.0</b> collection	126
<b>BETON</b> collection	222
<b>BURLINGTON</b> collection	376
<b>CAST IRON</b> collection	036
<b>DEGRADEE</b> collection	112
<b>EARTH</b> collection	296
<b>ENCAUSTIC</b> collection	246
<b>ENCAUSTIC 2.0</b> collection	246
<b>EVOLUTION</b> collection	194
<b>FANTASY</b> collection	500
<b>FORMA</b> collection	180
<b>HYDRAULIC</b> collection	260
<b>ICONIC</b> collection	468
<b>LAVA</b> collection	376
<b>LIFESTONE</b> collection	376
<b>LIMESTONE</b> collection	376
<b>MARBLE 7.0 JOLIE</b> collection	408
<b>MARBLE 7.0 CALACATTA</b> collection	408
<b>MARBLE 7.0 AGATE</b> collection	408
<b>MATERIA</b> collection	348
<b>METAL 2.0</b> collection	050
<b>METAL</b> collection	062
<b>MICROCEMENT</b> collection	222
<b>NANOAREA 7.0</b> collection	168
<b>NANOCOLORS</b> collection	504
<b>NANOCONCEPT 7.0</b> collection	328
<b>NANCORTEN</b> collection	062
<b>NANOECLECTIC</b> collection	072
<b>NANOESSENCE 7.0</b> collection	418
<b>NANOEVOLUTION</b> collection	194
<b>NANOFANTASY</b> collection	500
<b>NANOFABRICATION 7.0</b> collection	442
<b>NANOFORMA</b> collection	180
<b>NANOFUSION 7.0</b> collection	214
<b>NANOICONIC</b> collection	468
<b>NANOREGENERATION</b> collection	150
<b>NANOSHIBA 7.0</b> collection	454
<b>NANOSPECTRUM 7.0</b> collection	496
<b>NANOTERRATEC</b> collection	288
<b>NATURA</b> collection	314
<b>NEOCOUNTRY</b> collection	376
<b>NEWSTONE</b> collection	226
<b>OBJECT 7.0</b> collection	138
<b>OLDSTONE</b> collection	376
<b>OTTA</b> collection	376
<b>OUTDOOR</b> collection	226
<b>OZONE</b> collection	080
<b>PATINA</b> collection	072
<b>PELLE</b> collection	430
<b>PULPIS</b> collection	376
<b>QUARTZSTONE</b> collection	376
<b>REGENERATION</b> collection	150
<b>ROVERE</b> collection	480
<b>SOLID 2 cm</b>	516
<b>SPECTRUM</b> collection	496
<b>STONETECH</b> collection	376
<b>SYBARUM 7.0</b> collection	364
<b>TERRATEC</b> collection	288
<b>TERRAZZO</b> collection	280
<b>VULCANIA</b> collection	386

<b>i</b> <b>TECHNICAL DATA.</b> <b>datos técnicos.</b>	
<b>STEPS</b> <b>peldaños y ángulos</b>	490
<b>ANCHORING SYSTEM FOR GLUED FAÇADES</b> <b>sistema de anclaje para fachadas pegadas</b>	490
<b>TECHNICAL FEATURES</b> <b>características técnicas</b>	490
<b>GENERAL PACKING LIST</b> <b>lista general de embalajes</b>	492
<b>RECOMMENDED INFORMATION</b> <b>información recomendada</b>	494



# 1 Metal Metal

ALCHEMY 7.0 collection	020
ALUMINUM collection	006
CAST IRON collection	036
METAL 2.0 collection	050
METAL collection	062
NANCORTEN collection	062
NANOECLECTIC collection	072
PATINA collection	072



# 2 Concrete Cemento

ANIMA collection	098
ARTEC 7.0 collection	126
DEGRADEE collection	112
EVOLUTION collection	194
FORMA & NANOFORMA collection	180
CONCRETE selection	222
MICROCEMENT collection	222
NANOAREA 7.0 collection	168
NANOFUSION 7.0 collection	214
NEWSTONE collection	226
OBJECT 7.0 collection	138
OUTDOOR collection	226
OZONE collection	080
REGENERATION & NANOREGENERATION collection	150



# 3 Encaustic Hidraulico

A.MANO collection	268
ENCAUSTIC collection	246
ENCAUSTIC 2.0 collection	246
HYDRAULIC collection	260
TERRATEC & NANOTERRATEC collection	288
TERRAZZO collection	288



# 4 Stone Piedra

EARTH collection	296
MATERIA collection	348
NANOCONCEPT 7.0 collection	328
NATURA collection	314
STONE selection	376
SYBARUM 7.0 collection	364
VULCANIA collection	386



# 5 Marble Marmol

MARBLE 7.0 JOLIE collection	408
MARBLE 7.0 CALACATTA collection	408
MARBLE 7.0 AGATE collection	408
NANOESSENCE 7.0 collection	418

# concepts conceptos



# 6 Fabric Textil

NANOFACTURE 7.0 collection	442
PELLE collection	430



# 7 Wood Madera

ICONIC collection	468
NANOICONIC collection	468
NANOSHIBA 7.0 collection	454
ROVERE collection	480



# 8 Colors Monocolor

FANTASY & NANOFANTASY collection	500
NANOCOLORS collection	504
SPECTRUM & NANOSPECTRUM 7.0 collection	496



# 9 Solid 2cm Solid 2 cm

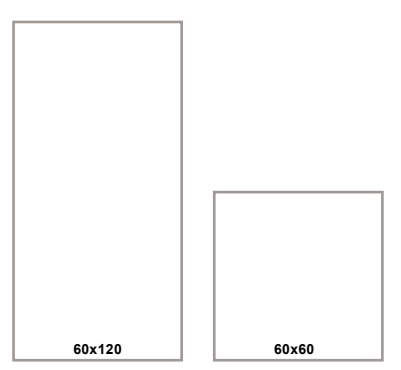
AQUARELA RED	NORTH SAND
CONCEPT ANTHRACITE	NORTH SAND DECOR
CONCEPT BEIGE	OBJECT GREY
CONCEPT GREY	OBJECT WHITE
EMOTION GREY	OROBICO RED
EQUINOX GREY	REGENERATION BLACK
FIRE MULTICOLOR	REGENERATION GREY
FIRE ROSSO	REGENERATION WHITE
INSTINTO TAUPE	ST.VINCENT
JUNOON BEIGE	SYBARUM BEIGE
JUNOON MAPLE	SYBARUM BLACK
KARACTER MULTICOLOR	TATTOO BLACK
MATERIA BEIGE	WIND GREY
MATERIA GREY	WIND IVORY
MATERIA WHITE	ZINC GREEN
NORTH GREY	
NORTH PATCHWORK	.....516

# Aluminum collection



## ALUMINUM

SIZES 7 mm.



<b>4</b> COLOURS COLORES	<b>2</b> SIZES FORMATOS	<b>1</b> FINISH ACABADO	SPAZZOLATO	 7 mm
--------------------------------	-------------------------------	-------------------------------	------------	----------

COLORS

COPPER	GOLD	SILVER	WHITE





product: Aluminum white spazzolato 60x120



product: Aluminum silver spazzolato 60x120 & Aluminum copper spazzolato decor ramp




product: Aluminum white spazzolato 60x120 & Aluminum gold spazzolato 60x120




ALUMINUM SILVER


7mm



**60x120** (59,55 x 119,3 cm - 23.45" x 46.97") **7 mm.**  
**Aluminum silver spazzolato 60x120** **G-1434**




**60x60** (59,55 x 59,55 cm - 23.45"x23.45") **7 mm.**  
**Aluminum silver spazzolato 60x60** **G-1330**



**listelo 7,5x60** (7,3 x 59,55 cm - 2.87" x 23.45") **7 mm.**  
**Aluminum silver spazzolato listelo 7,5x60** **G-95**



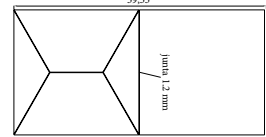
**rodapié 7,5x60** (7,3x59,55cm-2.87"x23.45") **7 mm.**  
**Aluminum silver spazzolato rodapié 7,5x60** **G-99**




**Mosaico 5x5** (29,75x29,75cm-11.71"x11.71") **7 mm.**  
**Aluminum silver spazzolato mosaico 5x5** **G-1688**



**DecorRamp** (29,75x59,55cm-11.71"x23.44") **7 mm.**  
**Aluminum silver spazzolato decor ramp** **G-1942**



**Mosaico brick** (19 x 58,5 cm - 7.4"x23.03") **7 mm.**  
**Aluminum silver spazzolato mosaico brick** **G-1756**



SPAZZOLATO

SPAZZOLATO

**DIN R10**  
DIN 51130

**DCOF > 0,42**  
ANSI A 137.1-2012

**PTV > 24**  
MODERATE SLP POTENTIAL  
 BS EN 13036-4


**CLASE 1**  
UNE-ENY 12833

ACCESORIES Complementos	FINISHES Acabados	GROUPS / Grupos 60X60
Aluminum silver peldaño	0.291 ±2% 7,4 mm ±2%	SPAZZOLATO G-265
Aluminum silver peldaño ángulo	0.291 ±2% 7,4 mm ±2%	SPAZZOLATO G-281
Aluminum silver gradone	1.290 ±3% 33 mm ±3% 1.165 ±3% 29,6 mm ±3%	SPAZZOLATO G-585
Aluminum silver gradone ángulo	1.290 ±3% 33 mm ±3% 1.165 ±3% 29,6 mm ±3%	SPAZZOLATO G-633


PACKING LIST	SIZE CM	SIZE INCH	BOX/ PALLET	PIECE/ BOX	M2/ PALLET	M2/ BOX	SQF/ PALLET	SQF/ BOX	KG/ PALLET	KG/ BOX	KG/ PIECE
60X120 (7 MM)	59,55x119,3	23,44x46,97	30	2	42,63	1,42	458,83	15,29	780	25,234	12,437
60X60 (7 MM)	59,55x59,55	23,44x23,44	30	5	53,19	1,77	572,57	19,09	950	30,898	6,129

ALUMINUM GOLD


7mm



**60x120** (59,55 x 119,3 cm - 23.45" x 46.97") **7 mm.**  
**Aluminum gold spazzolato 60x120** **G-1434**



**60x60** (59,55 x 59,55 cm - 23.45"x23.45") **7 mm.**  
**Aluminum gold spazzolato 60x60** **G-1330**



**listelo 7,5x60** (7,3 x 59,55 cm - 2.87" x 23.45") **7 mm.**  
**Aluminum gold spazzolato listelo 7,5x60** **G-95**



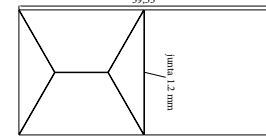
**rodapié 7,5x60** (7,3x59,55cm-2.87"x23.45") **7 mm.**  
**Aluminum gold spazzolato rodapié 7,5x60** **G-99**



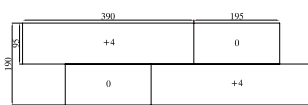
**Mosaico 5x5** (29,75x29,75cm-11.71"x11.71") **7 mm.**  
**Aluminum gold spazzolato mosaico 5x5** **G-1688**



**DecorRamp** (29,75x59,55cm-11.71"x23.44") **7 mm.**  
**Aluminum gold spazzolato decor ramp** **G-1942**



**Mosaico brick** (19 x 58,5 cm - 7.4"x23.03") **7 mm.**  
**Aluminum gold spazzolato mosaico brick** **G-1756**



SPAZZOLATO

SPAZZOLATO

**DIN R10**  
DIN 51130

**DCOF > 0,42**  
ANSI A 137.1-2012

**PTV > 24**  
MODERATE SLP POTENTIAL  
 BS EN 13036-4

**CLASE 1**  
UNE-ENY 12833

ACCESORIES Complementos	FINISHES Acabados	GROUPS / Grupos 60X60
Aluminum gold peldaño	0.291 ±2% 7,4 mm ±2%	SPAZZOLATO G-265
Aluminum gold peldaño ángulo	0.291 ±2% 7,4 mm ±2%	SPAZZOLATO G-281
Aluminum gold gradone	1.290 ±3% 33 mm ±3% 1.165 ±3% 29,6 mm ±3%	SPAZZOLATO G-585
Aluminum gold gradone ángulo	1.290 ±3% 33 mm ±3% 1.165 ±3% 29,6 mm ±3%	SPAZZOLATO G-633

PACKING LIST	SIZE CM	SIZE INCH	BOX/ PALLET	PIECE/ BOX	M2/ PALLET	M2/ BOX	SQF/ PALLET	SQF/ BOX	KG/ PALLET	KG/ BOX	KG/ PIECE
60X120 (7 MM)	59,55x119,3	23,44x46,97	30	2	42,63	1,42	458,83	15,29	780	25,234	12,437
60X60 (7 MM)	59,55x59,55	23,44x23,44	30	5	53,19	1,77	572,57	19,09	950	30,898	6,129

All sizes are rectified and without bevel edge finish.  
 Todos los formatos son rectificadas y no biselados.  
 Tiles with random shade and aspect variation.  
 Producto con alta variación cromática y destonificación en composiciones.

Test realized in external laboratory on September 2018, in the current consignment of Aluminum silver spazzolato 60x120.  
 Consult specific product test result value before supplying.  
 Prueba realizada en laboratorio externo Septiembre 2018, sobre la actual partida de Aluminum silver spazzolato 60x120.  
 Consultar valor de un producto específico antes del suministro.


All sizes are rectified and without bevel edge finish.  
 Todos los formatos son rectificadas y no biselados.  
 Tiles with random shade and aspect variation.  
 Producto con alta variación cromática y destonificación en composiciones.

Test realized in external laboratory on September 2018, in the current consignment of Aluminum gold spazzolato 60x120.  
 Consult specific product test result value before supplying.  
 Prueba realizada en laboratorio externo Septiembre 2018, sobre la actual partida de Aluminum gold spazzolato 60x120.  
 Consultar valor de un producto específico antes del suministro.


7mm




**60x120** (59,55 x 119,3 cm - 23.45" x 46.97") **7 mm.**  
**Aluminum white spazzolato 60x120** **G-1434**



**60x60** (59,55 x 59,55 cm - 23.45"x23.45") **7 mm.**  
**Aluminum white spazzolato 60x60** **G-1330**



**listelo 7,5x60** (7,3 x 59,55 cm - 2.87" x 23.45") **7 mm.**  
**Aluminum white spazzolato listelo 7,5x60** **G-95**



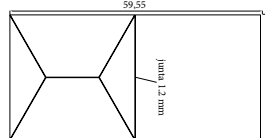
**rodapié 7,5x60** (7,3x59,55cm-2.87"x23.45") **7 mm.**  
**Aluminum white spazzolato rodapié 7,5x60** **G-99**



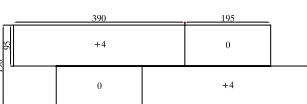
**Mosaico 5x5** (29,75x29,75cm-11.71"x11.71") **7 mm.**  
**Aluminum white spazzolato mosaico 5x5** **G-1688**



**DecorRamp** (29,75x59,55cm-11.71"x23.44") **7 mm.**  
**Aluminum white spazzolato decor ramp** **G-1942**



**Mosaico brick** (19 x 58,5 cm - 7.4"x23.03") **7 mm.**  
**Aluminum white spazzolato mosaico brick** **G-1756**



SPAZZOLATO




ACCESORIES Complementos	FINISHES Acabados	GROUPS / Grupos 60X60
Aluminum white peldaño	0,291"±2% 7,4 mm ±2%	SPAZZOLATO G-265
Aluminum white peldaño ángulo	0,291"±2% 7,4 mm ±2%	SPAZZOLATO G-281
Aluminum white gradone	1,290"±3% 33 mm ±3%	SPAZZOLATO G-585
Aluminum white gradone ángulo	1,290"±3% 33 mm ±3%	SPAZZOLATO G-633

PACKING LIST	SIZE CM	SIZE INCH	BOX/ PALLET	PIECE/ BOX	M2/ PALLET	M2/ BOX	SQF/ PALLET	SQF/ BOX	KG/ PALLET	KG/ BOX	KG/ PIECE
60X120 (7 MM)	59,55x119,3	23,44x46,97	30	2	42,63	1,42	458,83	15,29	780	25,234	12,437
60X60 (7 MM)	59,55x59,55	23,44x23,44	30	5	53,19	1,77	572,57	19,09	950	30,898	6,129


7mm




**60x120** (59,55 x 119,3 cm - 23.45" x 46.97") **7 mm.**  
**Aluminum copper spazzolato 60x120** **G-1434**



**60x60** (59,55 x 59,55 cm - 23.45"x23.45") **7 mm.**  
**Aluminum copper spazzolato 60x60** **G-1330**



**listelo 7,5x60** (7,3 x 59,55 cm - 2.87" x 23.45") **7 mm.**  
**Aluminum copper spazzolato listelo 7,5x60** **G-95**



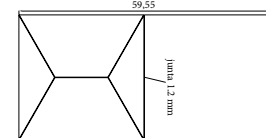
**rodapié 7,5x60** (7,3x59,55cm-2.87"x23.45") **7 mm.**  
**Aluminum copper spazzolato rodapié 7,5x60** **G-99**



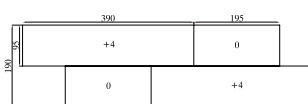
**Mosaico 5x5** (29,75x29,75cm-11.71"x11.71") **7 mm.**  
**Aluminum copper spazzolato mosaico 5x5** **G-1688**



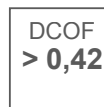
**DecorRamp** (29,75x59,55cm-11.71"x23.44") **7 mm.**  
**Aluminum copper spazzolato decor ramp** **G-1942**



**Mosaico brick** (19 x 58,5 cm - 7.4"x23.03") **7 mm.**  
**Aluminum copper spazzolato mosaico brick** **G-1756**



SPAZZOLATO



ACCESORIES Complementos	FINISHES Acabados	GROUPS / Grupos 60X60
Aluminum copper peldaño	0,291"±2% 7,4 mm ±2%	SPAZZOLATO G-265
Aluminum copper peldaño ángulo	0,291"±2% 7,4 mm ±2%	SPAZZOLATO G-281
Aluminum copper gradone	1,290"±3% 33 mm ±3%	SPAZZOLATO G-585
Aluminum copper gradone ángulo	1,290"±3% 33 mm ±3%	SPAZZOLATO G-633

PACKING LIST	SIZE CM	SIZE INCH	BOX/ PALLET	PIECE/ BOX	M2/ PALLET	M2/ BOX	SQF/ PALLET	SQF/ BOX	KG/ PALLET	KG/ BOX	KG/ PIECE
60X120 (7 MM)	59,55x119,3	23,44x46,97	30	2	42,63	1,42	458,83	15,29	780	25,234	12,437
60X60 (7 MM)	59,55x59,55	23,44x23,44	30	5	53,19	1,77	572,57	19,09	950	30,898	6,129


All sizes are rectified and without bevel edge finish.  
 Todos los formatos son rectificadas y no biselados.  
 Tiles with random shade and aspect variation.  
 Producto con alta variación cromática y destonificación en composiciones.

Test realized in external laboratory on September 2018, in the current consignment of Aluminum white spazzolato 60x120.  
 Consult specific product test result value before supplying.  
 Prueba realizada en laboratorio externo Septiembre 2018, sobre la actual partida de Aluminum white spazzolato 60x120.  
 Consultar valor de un producto específico antes del suministro.

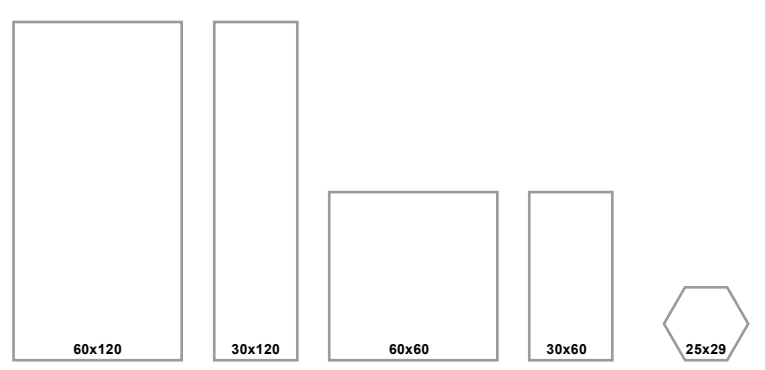
All sizes are rectified and without bevel edge finish.  
 Todos los formatos son rectificadas y no biselados.  
 Tiles with random shade and aspect variation.  
 Producto con alta variación cromática y destonificación en composiciones.

Test realized in external laboratory on September 2018, in the current consignment of Aluminum gold spazzolato 60x120.  
 Consult specific product test result value before supplying.  
 Prueba realizada en laboratorio externo Septiembre 2018, sobre la actual partida de Aluminum gold spazzolato 60x120.  
 Consultar valor de un producto específico antes del suministro.

# Alchemy 7.0 collection



SIZES 7 mm. 10 mm.



- 5  
COLOURS  
COLORES
- 5  
SIZES  
FORMATOS
- 2  
FINISH  
ACABADO
- NATURAL  
HAMMERED
- 7 mm

COLORS





product: Alchemv 7.0 blue natural 60x120 / Alchemv 7.0 blue natural 30x120



product: Alchemy 7.0 white hammered 60 x120



product: Alchemy 7.0 black natural 60x120 / Alchemy 7.0 black natural 30x120



product: Alchemy 7.0 black natural 60x120 / Alchemy 7.0 white decor ramp



product: Alchemy white hexagon

ALCHEMY 7.0 BLUE

7mm



	<b>60x120</b> (59,55 x 119,3 cm - 23.45" x 46.97") <b>7 mm.</b>	
	Alchemy 7.0 blue natural 60x120	G-1372
	Alchemy 7.0 blue hammered 60x120	G-1372
	<b>30x120</b> (29,67 x 119,3 cm - 11.68"x46.97") <b>7 mm.</b>	
	Alchemy 7.0 blue natural 30x120	G-1450
	Alchemy 7.0 blue hammered 30x120	G-1450
	<b>60x60</b> (59,55 x 59,55 cm - 23.45"x23.45") <b>7 mm.</b>	
	Alchemy 7.0 blue natural 60x60	G-1234
	<b>30x60</b> (29,75 x 59,55 cm - 11.71"x23.44") <b>7 mm.</b>	
	Alchemy 7.0 blue natural 30x60	G-1202
	Alchemy 7.0 blue hammered 30x60	G-1202
	<b>lista 10x60</b> (9,78 x 59,55 cm - 3.85" x 23.45") <b>7 mm.</b>	
	Alchemy 7.0 blue natural lista 10x60	G-1426
	Alchemy 7.0 blue hammered lista 10x60	G-1426
	<b>lista 10x30</b> (9,78 x 29,68 cm - 3.85" x 11.68") <b>7 mm.</b>	
	Alchemy 7.0 blue natural lista 10x30	G-1460
	Alchemy 7.0 blue hammered lista 10x30	G-1460
	<b>listelo 7,5x60</b> (7,3 x 59,55 cm - 2.87" x 23.45") <b>7 mm.</b>	
	Alchemy 7.0 blue natural listelo 7,5x60	G-89
	Alchemy 7.0 blue hammered listelo 7,5x60	G-89
	<b>rodapié 7,5x60</b> (7,3x59,55cm-2.87"x23.45") <b>7 mm.</b>	
	Alchemy 7.0 blue natural rodapié 7,5x60	G-91
	Alchemy 7.0 blue hammered rodapié 7,5x60	G-91
	<b>Hexagon 25x29</b> (25 x 28,7 cm - 9.84" x 11.42") <b>10 mm.</b>	
	Alchemy blue natural	G-7230
	<b>Mosaico 5x5</b> (29,75x29,75cm-11.71"x11.71") <b>7 mm.</b>	
	Alchemy 7.0 blue natural mosaico 5x5	G-1688
	<b>Mosaico brick</b> (28,5x28,5cm-11.22"x11.22") <b>7 mm.</b>	
	Alchemy 7.0 blue natural mosaico brick	G-1942



NATURAL

HAMMERED

	<b>DIN R10</b> DIN 51130	<b>PTV &gt; 24</b> MODERATE SLIP POTENTIAL BS EN 13036-4	<b>CLASE 1</b> UNE-ENV 12633
	<b>DIN R10</b> DIN 51130	<b>DCOF &gt; 0,42</b> ANSI A 137.1-2012	<b>PTV &gt; 36</b> LOW SLIP POTENTIAL BS EN 13036-4
	<b>DIN R10</b> DIN 51130	<b>DCOF &gt; 0,42</b> ANSI A 137.1-2012	<b>PTV &gt; 24</b> LOW SLIP POTENTIAL BS EN 13036-4

ACCESORIES Complementos	FINISHES Acabados	GROUPS / Grupos
	30X60	60X60
	HAMMERED G-163 NATURAL G-163	- G-501 G-235
	HAMMERED G-179 NATURAL G-179	- G-515 G-251
	HAMMERED G-499 NATURAL G-499	- G-767 G-543
	HAMMERED G-559 NATURAL G-559	- G-779 G-603



PACKING LIST	SIZE CM	SIZE INCH	BOX/ PALLET	PIECE/ BOX	M2/ PALLET	M2/ BOX	SQF/ PALLET	SQF/ BOX	KG/ PALLET	KG/ BOX	KG/ PIECE
60X120 (7 MM)	59,55x119,3	23.44x46.97	30	2	42,63	1,42	458,83	15,29	780	25,234	12,437
30X120 (7 MM)	29,67x119,3	11.68x46.97	36	5	63,71	1,77	685,81	19,05	778	20,96	4,123
60X60 (7 MM)	59,55x59,55	23.44x23.44	30	5	53,19	1,77	572,57	19,09	950	30,898	6,129
30X60 (7 MM)	29,75x59,55	11.71x23.44	40	8	56,69	1,42	610,23	15,26	1000	24,427	3,024
25x29 Hexagon	25x28,7	9,84x11,42	48	17	0,93	44,88	10,06	483,09	1060	21,767	1,271

ALCHEMY 7.0 WHITE

7mm



	<b>60x120</b> (59,55 x 119,3 cm - 23.45" x 46.97") <b>7 mm.</b>	
	Alchemy 7.0 white natural 60x120	G-1372
	Alchemy 7.0 white hammered 60x120	G-1372
	<b>30x120</b> (29,67 x 119,3 cm - 11.68"x46.97") <b>7 mm.</b>	
	Alchemy 7.0 white natural 30x120	G-1450
	Alchemy 7.0 white hammered 30x120	G-1450
	<b>60x60</b> (59,55 x 59,55 cm - 23.45"x23.45") <b>7 mm.</b>	
	Alchemy 7.0 white natural 60x60	G-1234
	<b>30x60</b> (29,75 x 59,55 cm - 11.71"x23.44") <b>7 mm.</b>	
	Alchemy 7.0 white natural 30x60	G-1202
	Alchemy 7.0 white hammered 30x60	G-1202
	<b>lista 10x60</b> (9,78 x 59,55 cm - 3.85" x 23.45") <b>7 mm.</b>	
	Alchemy 7.0 white natural lista 10x60	G-1426
	Alchemy 7.0 white hammered lista 10x60	G-1426
	<b>lista 10x30</b> (9,78 x 29,68 cm - 3.85" x 11.68") <b>7 mm.</b>	
	Alchemy 7.0 white natural lista 10x30	G-1460
	Alchemy 7.0 white hammered lista 10x30	G-1460
	<b>listelo 7,5x60</b> (7,3 x 59,55 cm - 2.87" x 23.45") <b>7 mm.</b>	
	Alchemy 7.0 white natural listelo 7,5x60	G-89
	Alchemy 7.0 white hammered listelo 7,5x60	G-89
	<b>rodapié 7,5x60</b> (7,3x59,55cm-2.87"x23.45") <b>7 mm.</b>	
	Alchemy 7.0 white natural rodapié 7,5x60	G-91
	Alchemy 7.0 white hammered rodapié 7,5x60	G-91
	<b>Hexagon 25x29</b> (25 x 28,7 cm - 9.84" x 11.42") <b>10 mm.</b>	
	Alchemy white natural	G-7230
	<b>Mosaico 5x5</b> (29,75x29,75cm-11.71"x11.71") <b>7 mm.</b>	
	Alchemy 7.0 white natural mosaico 5x5	G-1688
	<b>Mosaico brick</b> (28,5x28,5cm-11.22"x11.22") <b>7 mm.</b>	
	Alchemy 7.0 white natural mosaico brick	G-1942



NATURAL

HAMMERED

	<b>DIN R10</b> DIN 51130	<b>PTV &gt; 24</b> MODERATE SLIP POTENTIAL BS EN 13036-4	<b>CLASE 1</b> UNE-ENV 12633
	<b>DIN R10</b> DIN 51130	<b>DCOF &gt; 0,42</b> ANSI A 137.1-2012	<b>PTV &gt; 36</b> LOW SLIP POTENTIAL BS EN 13036-4
	<b>DIN R10</b> DIN 51130	<b>DCOF &gt; 0,42</b> ANSI A 137.1-2012	<b>PTV &gt; 24</b> LOW SLIP POTENTIAL BS EN 13036-4

ACCESORIES Complementos	FINISHES Acabados	GROUPS / Grupos
	30X60	60X60
	HAMMERED G-163 NATURAL G-163	- G-501 G-235
	HAMMERED G-179 NATURAL G-179	- G-515 G-251
	HAMMERED G-499 NATURAL G-499	- G-767 G-543
	HAMMERED G-559 NATURAL G-559	- G-779 G-603

PACKING LIST	SIZE CM	SIZE INCH	BOX/ PALLET	PIECE/ BOX	M2/ PALLET	M2/ BOX	SQF/ PALLET	SQF/ BOX	KG/ PALLET	KG/ BOX	KG/ PIECE
60X120 (7 MM)	59,55x119,3	23.44x46.97	30	2	42,63	1,42	458,83	15,29	780	25,234	12,437
30X120 (7 MM)	29,67x119,3	11.68x46.97	36	5	63,71	1,77	685,81	19,05	778	20,96	4,123
60X60 (7 MM)	59,55x59,55	23.44x23.44	30	5	53,19	1,77	572,57	19,09	950	30,898	6,129
30X60 (7 MM)	29,75x59,55	11.71x23.44	40	8	56,69	1,42	610,23	15,26	1000	24,427	3,024
25x29 Hexagon	25x28,7	9,84x11,42	48	17	0,93	44,88	10,06	483,09	1060	21,767	1,271

All sizes are rectified and without bevel edge finish. Todos los formatos son rectificadas y no biselados. Tiles with random shade and aspect variation. Producto con alta variación cromática y destonificación en composiciones.


Test done in Alchemy 7.0 blue hammered. Average test result value on August 2017. Consult specific product test result value before supplying. Prueba realizada sobre el producto Alchemy 7.0 blue hammered. Valor de media a fecha de Agosto de 2017. Consultar valor de un producto específico antes del suministro.

All sizes are rectified and without bevel edge finish. Todos los formatos son rectificadas y no biselados. Tiles with random shade and aspect variation. Producto con alta variación cromática y destonificación en composiciones.

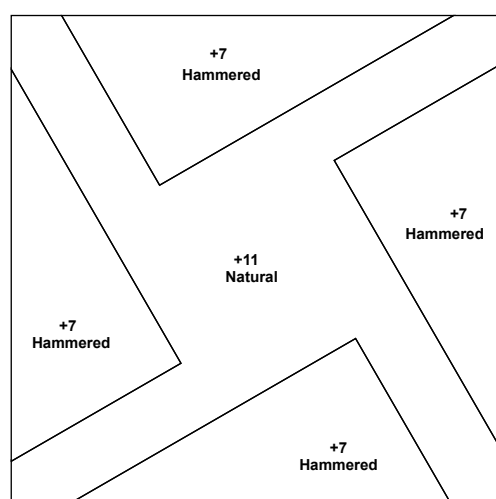
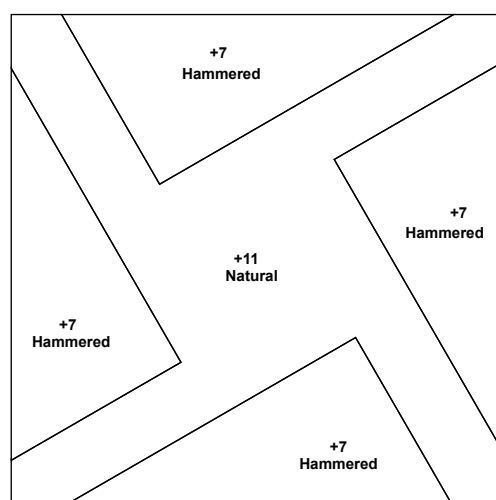
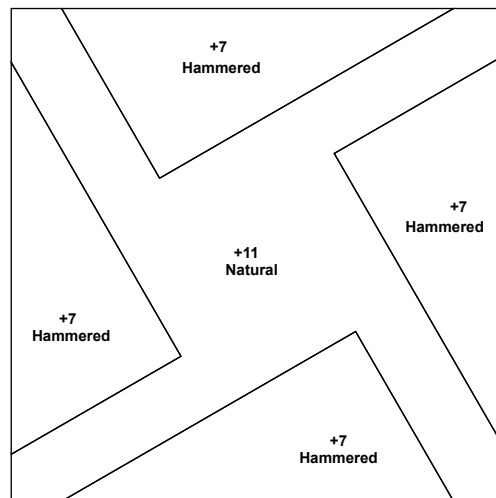
Test done in Alchemy 7.0 blue hammered. Average test result value on August 2017. Consult specific product test result value before supplying. Prueba realizada sobre el producto Alchemy 7.0 blue hammered. Valor de media a fecha de Agosto de 2017. Consultar valor de un producto específico antes del suministro.



7mm



<b>60x120</b> (59,55 x 119,3 cm - 23.45" x 46.97")	<b>7 mm.</b>
Alchemy 7.0 black natural 60x120	G-1372
Alchemy 7.0 black hammered 60x120	G-1372
<b>30x120</b> (29,67 x 119,3 cm - 11.68"x46.97")	<b>7 mm.</b>
Alchemy 7.0 black natural 30x120	G-1450
Alchemy 7.0 black hammered 30x120	G-1450
<b>60x60</b> (59,55 x 59,55 cm - 23.45"x23.45")	<b>7 mm.</b>
Alchemy 7.0 black natural 60x60	G-1234
<b>30x60</b> (29,75 x 59,55 cm - 11.71"x23.44")	<b>7 mm.</b>
Alchemy 7.0 black natural 30x60	G-1202
Alchemy 7.0 black hammered 30x60	G-1202
<b>lista 10x60</b> (9,78 x 59,55 cm - 3.85" x 23.45")	<b>7 mm.</b>
Alchemy 7.0 black natural lista 10x60	G-1426
Alchemy 7.0 black hammered lista 10x60	G-1426
<b>lista 10x30</b> (9,78 x 29,68 cm - 3.85" x 11.68")	<b>7 mm.</b>
Alchemy 7.0 black natural lista 10x30	G-1460
Alchemy 7.0 black hammered lista 10x30	G-1460
<b>listelo 7,5x60</b> (7,3 x 59,55 cm - 2.87" x 23.45")	<b>7 mm.</b>
Alchemy 7.0 black natural listelo 7,5x60	G-89
Alchemy 7.0 black hammered listelo 7,5x60	G-89
<b>rodapié 7,5x60</b> (7,3x59,55cm-2.87"x23.45")	<b>7 mm.</b>
Alchemy 7.0 black natural rodapié 7,5x60	G-91
Alchemy 7.0 blackv hammered rodapié 7,5x60	G-91
<b>Mosaico 5x5</b> (29,75x29,75cm-11.71"x11.71")	<b>7 mm.</b>
Alchemy 7.0 black natural mosaico 5x5	G-1688
<b>Mosaico brick</b> (28,5x28,5cm-11.22"x11.22")	<b>7 mm.</b>
Alchemy 7.0 black natural mosaico brick	G-1942



7mm



Decor Ramp (59,55 x 59,55 cm - 23.45"x23.45") **7 mm.**  
Alchemy 7.0 black decor ramp **G-1884**



Decor Ramp (59,55 x 59,55 cm - 23.45"x23.45") **7 mm.**  
Alchemy 7.0 white decor ramp **G-1884**



Decor Ramp (59,55 x 59,55 cm - 23.45"x23.45") **7 mm.**  
Alchemy 7.0 blue decor ramp **G-1884**

NATURAL

HAMMERED

HAMMERED	DIN R10 DIN 51130	PTV > 24 MODERATE SLIP POTENTIAL BS EN 13036-4	CLASE 1 UNE-ENV 12633
NATURAL	DIN R10 DIN 51130	DCOF > 0,42 LOW SLIP POTENTIAL ANSI A 137.1-2012 BS EN 13036-4	CLASE 1 UNE-ENV 12633

ACCESORIES Complementos	FINISHES Acabados	GROUPS / Grupos	30X60	60X60	30X120
Alchemy 7.0 black peldaño	HAMMERED NATURAL	G-163 G-163	-	G-235	G-501 G-501
Alchemy 7.0 black peldaño ángulo	HAMMERED NATURAL	G-179 G-179	-	G-251	G-515 G-515
Alchemy 7.0 black gradone	HAMMERED NATURAL	G-499 G-499	-	G-543	G-767 G-767
Alchemy 7.0 black gradone ángulo	HAMMERED NATURAL	G-559 G-559	-	G-603	G-779 G-779

PACKING LIST	SIZE CM	SIZE INCH	BOX/ PALLET	PIECE/ BOX	M2/ PALLET	M2/ BOX	SQF/ PALLET	SQF/ BOX	KG/ PALLET	KG/ BOX	KG/ PIECE
60X120 (7 MM)	59,55x119,3	23.44x46.97	30	2	42,63	1,42	458,83	15,29	780	25,234	12,437
30X120 (7 MM)	29,67x119,3	11.68x46.97	36	5	63,71	1,77	685,81	19,05	778	20,96	4,123
60X60 (7 MM)	59,55x59,55	23.44x23.44	30	5	53,19	1,77	572,57	19,09	950	30,898	6,129
30X60 (7 MM)	29,75x59,55	11.71x23.44	40	8	56,69	1,42	610,23	15,26	1000	24,427	3,024

All sizes are rectified and without bevel edge finish.  
Todos los formatos son rectificadas y no biselados.  
Tiles with random shade and aspect variation.  
Producto con alta variación cromática y destonificación en composiciones.

Test done in Alchemy 7.0 blue hammered. Average test result value on August 2017.  
Consult specific product test result value before supplying.  
Prueba realizada sobre el producto Alchemy 7.0 blue hammered. Valor de media a fecha de Agosto de 2017.  
Consultar valor de un producto específico antes del suministro.

All sizes are rectified and without bevel edge finish.  
Todos los formatos son rectificadas y no biselados.  
Tiles with random shade and aspect variation.  
Producto con alta variación cromática y destonificación en composiciones.

Test done in Alchemy 7.0 blue hammered. Average test result value on August 2017.  
Consult specific product test result value before supplying.  
Prueba realizada sobre el producto Alchemy 7.0 blue hammered. Valor de media a fecha de Agosto de 2017.  
Consultar valor de un producto específico antes del suministro.

7 mm



HAMMERED



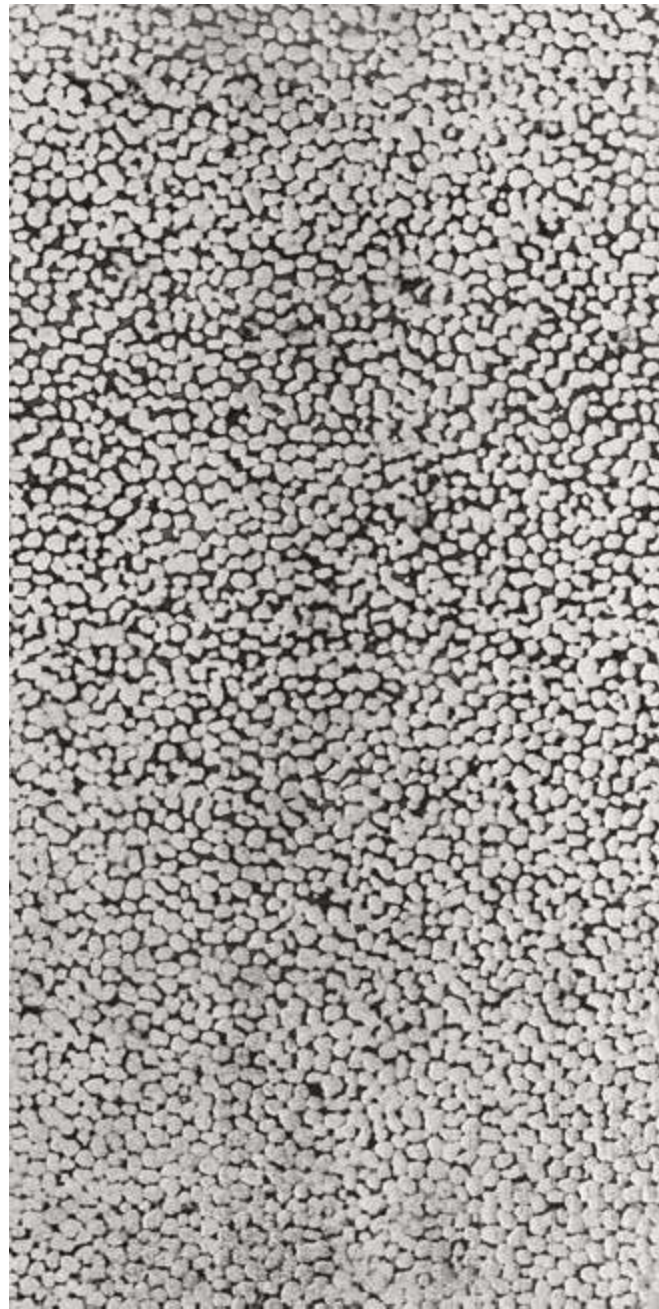
**30x60** (29.75 x 59.55 cm - 11.71" x 23.45") **7 mm.**  
Alchemy 7.0 gold hammered 30x60 **G-1860**

PACKING LIST	SIZE CM	SIZE INCH	BOX/ PALLET	PIECE/ BOX	M2/ PALLET	M2/ BOX	SQF/ PALLET	SQF/ BOX	KG/ PALLET	KG/ BOX	KG/ PIECE
30x60(7MM)	29,75x59,55	11,71x23,44	40	8	56,69	1,42	610,23	15,26	1000	24,427	3,024

⚠️ PRODUCTS TO BE CLEANED WITH PH NEUTRAL / LIMPIAR CON PRODUCTOS PH NEUTROS

All sizes are rectified and without bevel edge finish.  
Todos los formatos son rectificadas y no biselados.  
Tiles with random shade and aspect variation.  
Producto con alta variación cromática y destonificación en composiciones.

7 mm



HAMMERED



**30x60** (29.75 x 59.55 cm - 11.71" x 23.45") **7 mm.**  
Alchemy 7.0 silver hammered 30x60 **G-1860**

PACKING LIST	SIZE CM	SIZE INCH	BOX/ PALLET	PIECE/ BOX	M2/ PALLET	M2/ BOX	SQF/ PALLET	SQF/ BOX	KG/ PALLET	KG/ BOX	KG/ PIECE
30x60(7MM)	29,75x59,55	11,71x23,44	40	8	56,69	1,42	610,23	15,26	1000	24,427	3,024

⚠️ PRODUCTS TO BE CLEANED WITH PH NEUTRAL / LIMPIAR CON PRODUCTOS PH NEUTROS

Test done in Alchemy 7.0 blue hammered. Average test result value on August 2017.  
Consult specific product test result value before supplying.  
Prueba realizada sobre el producto Alchemy 7.0 blue hammered. Valor de media a fecha de Agosto de 2017.  
Consultar valor de un producto específico antes del suministro.

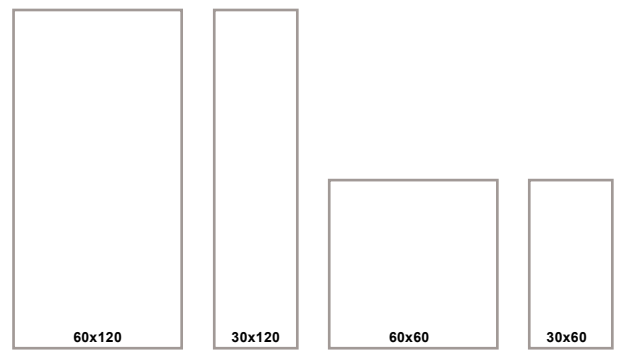


product: Alchemy 7.0 gold hammered 30x60

# Cast Iron collection




SIZES 11 mm.



<b>3</b> COLOURS COLORES	<b>4</b> SIZES FORMATOS	<b>1</b> FINISH ACABADO	NATURAL	 11 mm
--------------------------------	-------------------------------	-------------------------------	---------	-----------

COLORS







product: Cast Iron white natural 60x60



product: Cast Iron oxidum natural decor ramp




product: Cast Iron black natural 60x120

**CAST IRON BLACK**


11 mm



**60x120** (59,55 x 119,3 cm - 23.45" x 46.97") **11 mm.**  
Cast Iron black natural 60x120 **G-1448**




**30x120** (29,67 x 119'3 cm - 11.68"x46.97") **11 mm.**  
Cast Iron black natural 30x120 **G-1492**



**60x60** (59,55 x 59,55 cm - 23.45"x23.45") **11 mm.**  
Cast Iron black natural 60x60 **G-1248**



**30x60** (29,75 x 59,55 cm - 11.71"x23.44") **11 mm.**  
Cast Iron black natural 30x60 **G-1202**




lista **7,5x60** (7,3 x 59,55 cm - 2.87" x 23.45") **11 mm.**  
Cast Iron black natural lista 7,5x60 **G-89**



rodapié **7,5x60** (7,3 x 59,55 cm - 2.87" x 23.45") **11 mm.**  
Cast Iron black natural rodapié 7,5x60 **G-91**



**Decor Ramp** (29,75 x 59,55 cm - 11.71" x 23.45") **11 mm.**  
Cast Iron black natural decor ramp **G-1822**



Mosaico **2,5x2,5** (29,75x29,75 cm - 11.71" x 11.71") **11 mm.**  
Cast Iron black natural mosaico 2,5x2,5 **G-1708**

**NATURAL**

**NATURAL** **DIN R10** **DCOF > 0,42** **PTV > 24** **CLASE 1**

DIN 51130 ANSI A 137.1-2012 BS EN 13036-4 UNE-ENV 12633

ACCESORIES Complementos	FINISHES Acabados	GROUPS / Grupos			
		30X120	60X60	30X60	
Cast Iron black peldaño	<td>NATURAL</td> <td>G-501</td> <td>G-235</td> <td>G-163</td>	NATURAL	G-501	G-235	G-163
Cast Iron black peldaño ángulo	<td>NATURAL</td> <td>G-515</td> <td>G-251</td> <td>G-179</td>	NATURAL	G-515	G-251	G-179
Cast Iron black gradone	<td>NATURAL</td> <td>G-767</td> <td>G-543</td> <td>G-499</td>	NATURAL	G-767	G-543	G-499
Cast Iron black gradone ángulo	<td>NATURAL</td> <td>G-779</td> <td>G-603</td> <td>G-559</td>	NATURAL	G-779	G-603	G-559


PACKING LIST	SIZE CM	SIZE INCH	BOX/ PALLET	PIECE/ BOX	M2/ PALLET	M2/ BOX	SQF/ PALLET	SQF/ BOX	KG/ PALLET	KG/ BOX	KG/ PIECE
60X120 (7 MM)	59,55x119,3	23.44x46.97	30	2	42,63	1,42	458,83	15,29	780	25,234	12,437
30X120 (7 MM)	29,67x119,3	11.68x46.97	36	5	63,71	1,77	685,81	19,05	778	20,96	4,123
60X60 (7 MM)	59,55x59,55	23.44x23.44	30	5	53,19	1,77	572,57	19,09	950	30,898	6,129
30X60 (7 MM)	29,75x59,55	11.71x23.44	40	8	56,69	1,42	610,23	15,26	1000	24,427	3,024

**CAST IRON WHITE**


11 mm



**60x120** (59,55 x 119,3 cm - 23.45" x 46.97") **11 mm.**  
Cast Iron white natural 60x120 **G-1448**




**30x120** (29,67 x 119'3 cm - 11.68"x46.97") **11 mm.**  
Cast Iron white natural 30x120 **G-1492**



**60x60** (59,55 x 59,55 cm - 23.45"x23.45") **11 mm.**  
Cast Iron white natural 60x60 **G-1248**



**30x60** (29,75 x 59,55 cm - 11.71"x23.44") **11 mm.**  
Cast Iron white natural 30x60 **G-1202**



lista **7,5x60** (7,3 x 59,55 cm - 2.87" x 23.45") **11 mm.**  
Cast Iron white natural lista 7,5x60 **G-89**



rodapié **7,5x60** (7,3 x 59,55 cm - 2.87" x 23.45") **11 mm.**  
Cast Iron white natural rodapié 7,5x60 **G-91**



**Decor Ramp** (29,75 x 59,55 cm - 11.71" x 23.45") **11 mm.**  
Cast Iron white natural decor ramp **G-1822**



Mosaico **2,5x2,5** (29,75x29,75 cm - 11.71" x 11.71") **11 mm.**  
Cast Iron white natural mosaico 2,5x2,5 **G-1708**

**NATURAL**

**NATURAL** **DIN R10** **DCOF > 0,42** **PTV > 24** **CLASE 1**

DIN 51130 ANSI A 137.1-2012 BS EN 13036-4 UNE-ENV 12633

ACCESORIES Complementos	FINISHES Acabados	GROUPS / Grupos			
		30X120	60X60	30X60	
Cast Iron white peldaño	<td>NATURAL</td> <td>G-501</td> <td>G-235</td> <td>G-163</td>	NATURAL	G-501	G-235	G-163
Cast Iron white peldaño ángulo	<td>NATURAL</td> <td>G-515</td> <td>G-251</td> <td>G-179</td>	NATURAL	G-515	G-251	G-179
Cast Iron white gradone	<td>NATURAL</td> <td>G-767</td> <td>G-543</td> <td>G-499</td>	NATURAL	G-767	G-543	G-499
Cast Iron white gradone ángulo	<td>NATURAL</td> <td>G-779</td> <td>G-603</td> <td>G-559</td>	NATURAL	G-779	G-603	G-559

PACKING LIST	SIZE CM	SIZE INCH	BOX/ PALLET	PIECE/ BOX	M2/ PALLET	M2/ BOX	SQF/ PALLET	SQF/ BOX	KG/ PALLET	KG/ BOX	KG/ PIECE
60X120 (7 MM)	59,55x119,3	23.44x46.97	30	2	42,63	1,42	458,83	15,29	780	25,234	12,437
30X120 (7 MM)	29,67x119,3	11.68x46.97	36	5	63,71	1,77	685,81	19,05	778	20,96	4,123
60X60 (7 MM)	59,55x59,55	23.44x23.44	30	5	53,19	1,77	572,57	19,09	950	30,898	6,129
30X60 (7 MM)	29,75x59,55	11.71x23.44	40	8	56,69	1,42	610,23	15,26	1000	24,427	3,024

All sizes are rectified and without bevel edge finish. Todos los formatos son rectificadas y no biselados. Tiles with random shade and aspect variation. Producto con alta variación cromática y destonificación en composiciones.

Test done in Cast iron oxidum natural 60x60. Average test result value on March 2015. Consult specific product test result value before supplying. Prueba realizada sobre el producto Cast iron oxidum natural 60x60. Valor de media a fecha de Marzo de 2015. Consultar valor de un producto específico antes del suministro.

All sizes are rectified and without bevel edge finish. Todos los formatos son rectificadas y no biselados. Tiles with random shade and aspect variation. Producto con alta variación cromática y destonificación en composiciones.

Test done in Cast iron oxidum natural 60x60. Average test result value on March 2015. Consult specific product test result value before supplying. Prueba realizada sobre el producto Cast iron oxidum natural 60x60. Valor de media a fecha de Marzo de 2015. Consultar valor de un producto específico antes del suministro.




CAST IRON OXIDUM


11 mm




**60x120** (59,55 x 119,3 cm - 23.45" x 46.97") **11 mm.**  
Cast Iron oxidum natural 60x120 **G-1448**




**30x120** (29,67 x 119'3 cm - 11.68"x46.97") **11 mm.**  
Cast Iron oxidum natural 30x120 **G-1492**



**60x60** (59,55 x 59,55 cm - 23.45"x23.45") **11 mm.**  
Cast Iron oxidum natural 60x60 **G-1248**



**30x60** (29,75 x 59,55 cm - 11.71"x23.44") **11 mm.**  
Cast Iron oxidum natural 30x60 **G-1202**




lista **7,5x60** (7,3 x 59,55 cm - 2.87" x 23.45") **11 mm.**  
Cast Iron oxidum natural lista 7,5x60 **G-89**



rodapié **7,5x60** (7,3 x 59,55 cm - 2.87" x 23.45") **11 mm.**  
Cast Iron oxidum natural rodapié 7,5x60 **G-91**



**Decor Ramp** (29,75 x 59,55 cm - 11.71" x 23.45") **11 mm.**  
Cast Iron oxidum natural decor ramp **G-1822**



Mosaico **2,5x2,5** (29,75x29,75 cm - 11.71" x 11.71") **11 mm.**  
Cast Iron oxidum natural mosaico 2,5x2,5 **G-1708**

NATURAL

NATURAL

**DIN R10**  
DIN 51130

**DCOF > 0,42**  
ANSI A 137.1-2012

**PTV > 24**  
MODERATE SLIP POTENTIAL  
BS EN 13036-4

**CLASE 1**  
UNE-ENV 12633

ACCESORIES Complementos	FINISHES Acabados	GROUPS / Grupos		
		30X120	60X60	30X60
Cast Iron oxidum peldaño	 NATURAL	G-501	G-235	G-163
Cast Iron oxidum peldaño ángulo	 NATURAL	G-515	G-251	G-179
Cast Iron oxidum gradone	 NATURAL	G-767	G-543	G-499
Cast Iron oxidum gradone ángulo	 NATURAL	G-779	G-603	G-559

PACKING LIST	SIZE CM	SIZE INCH	BOX/ PALLET	PIECE/ BOX	M2/ PALLET	M2/ BOX	SQF/ PALLET	SQF/ BOX	KG/ PALLET	KG/ BOX	KG/ PIECE
60X120 (7 MM)	59,55x119,3	23.44x46.97	30	2	42,63	1,42	458,83	15,29	780	25,234	12,437
30X120 (7 MM)	29,67x119,3	11.68x46.97	36	5	63,71	1,77	685,81	19,05	778	20,96	4,123
60X60 (7 MM)	59,55x59,55	23.44x23.44	30	5	53,19	1,77	572,57	19,09	950	30,898	6,129
30X60 (7 MM)	29,75x59,55	11.71x23.44	40	8	56,69	1,42	610,23	15,26	1000	24,427	3,024

CAST IRON GOLD

11 mm



NATURAL

**30x60** (29,75 x 59,55 cm - 11.71" x 23.45") **11 mm.**  
Cast Iron gold natural 30x60 **G-1860**

**10x30** (9,74 x 29,75 cm - 3.83" x 11.71") **11 mm.**  
Cast Iron gold natural 10x30 **G-119**

PACKING LIST	SIZE CM	SIZE INCH	BOX/ PALLET	PIECE/ BOX	M2/ PALLET	M2/ BOX	SQF/ PALLET	SQF/ BOX	KG/ PALLET	KG/ BOX	KG/ PIECE
30x60(7MM)	29,75x59,55	11,71x23,44	40	8	56,69	1,42	610,23	15,26	1000	24,427	3,024

PRODUCTS TO BE CLEANED WITH PH NEUTRAL / LIMPIAR CON PRODUCTOS PH NEUTROS

All sizes are rectified and without bevel edge finish.  
Todos los formatos son rectificadas y no biselados.  
Tiles with random shade and aspect variation.  
Producto con alta variación cromática y destonificación en composiciones.

CAST IRON SILVER

11 mm



NATURAL

**30x60** (29,75 x 59,55 cm - 11.71" x 23.45") **11 mm.**  
Cast Iron silver natural 30x60 **G-1860**

**10x30** (9,74 x 29,75 cm - 3.83" x 11.71") **11 mm.**  
Cast Iron silver natural 10x30 **G-119**

PACKING LIST	SIZE CM	SIZE INCH	BOX/ PALLET	PIECE/ BOX	M2/ PALLET	M2/ BOX	SQF/ PALLET	SQF/ BOX	KG/ PALLET	KG/ BOX	KG/ PIECE
30x60(7MM)	29,75x59,55	11,71x23,44	40	8	56,69	1,42	610,23	15,26	1000	24,427	3,024

PRODUCTS TO BE CLEANED WITH PH NEUTRAL / LIMPIAR CON PRODUCTOS PH NEUTROS

Test done in Cast Iron blue hammered. Average test result value on August 2017.  
Consult specific product test result value before supplying.  
Prueba realizada sobre el producto Cast Iron blue hammered. Valor de media a fecha de Agosto de 2017.  
Consultar valor de un producto específico antes del suministro.

CHANGE YOUR THOUGHTS  
AND YOU'LL CHANGE YOUR  
WORLD.


# Metal 2.0 collection

CAMBIA TUS PENSAMIENTOS Y  
CAMBIARAS TU MUNDO.

SIZES

11 mm.

COLORS



90x90



45x90



22,5x90

3  
COLOURS  
COLORES

3  
SIZES  
FORMATOS

1  
FINISH  
ACABADO

LAPPATO

11 mm

GREEN



WHITE



OXIDUM





product: Metal 2.0 green lappato 90x90




product: Metal 2.0 white lappato 45x90 - 22,5x90



product: Metal 2.0 oxidum lappato 45x90

METAL 2.0 OXIDUM


11 mm



**90x90** (89,46 x 89,46 cm - 35.22" x 35.22") **11 mm.**  
**Metal 2.0 oxidum lappato 90x90** **G-1482**



**45x90** (44,63 x 89,46 cm - 17.57" x 35.22") **11 mm.**  
**Metal 2.0 oxidum lappato 45x90** **G-1368**



**22,5x90** (22,215 x 89,46 cm - 8.74" x 35.22") **11 mm.**  
**Metal 2.0 oxidum lappato 22,5x90** **G-1434**


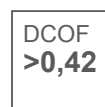


**lista 7,5x90** (7,3 x 89,46 cm - 2.87" x 35.22") **11 mm.**  
**Metal 2.0 oxidum lappato lista 7,5x90** **G-117**



**rodapié 7,5x90** (7,3 x 89,46 cm - 2.87" x 35.22") **11 mm.**  
**Metal 2.0 oxidum lappato rodapié 7,5x90** **G-131**

LAPPATO




ACCESORIES Complementos	FINISHES Acabados	GROUPS / Grupos		
		90X90	45X90	30X60
Metal 2.0 oxidum peldaño	LAPPATO	G-570	G-323	G-195
Metal 2.0 oxidum peldaño ángulo	LAPPATO	G-599	G-333	G-211
Metal 2.0 oxidum gradone	LAPPATO	G-767	G-623	G-499
Metal 2.0 oxidum gradone ángulo	LAPPATO	G-815	G-645	G-559

PACKING LIST	SIZE CM	SIZE INCH	BOX/ PALLET	PIECE/ BOX	M2/ PALLET	M2/ BOX	SQF/ PALLET	SQF/ BOX	KG/ PALLET	KG/ BOX	KG/ PIECE
90X90 (11 MM)	89,46x89,46	35.22x35.22	36	1	28,81	0,80	310,12	8,61	822	21,91	21,635
45X90 (11 MM)	44,63x89,46	17.57x35.22	27	3	32,34	1,20	348,11	12,89	880	31,74	10,491
22.5X90 (11 MM)	22,21x89,46	8.74x35.22	36	5	35,76	0,99	384,97	10,69	906	24,535	4,85

METAL 2.0 WHITE

11 mm



**90x90** (89,46 x 89,46 cm - 35.22" x 35.22") **11 mm.**  
**Metal 2.0 white lappato 90x90** **G-1482**



**45x90** (44,63 x 89,46 cm - 17.57" x 35.22") **11 mm.**  
**Metal 2.0 white lappato 45x90** **G-1368**



**22,5x90** (22,215 x 89,46 cm - 8.74" x 35.22") **11 mm.**  
**Metal 2.0 white lappato 22,5x90** **G-1434**


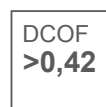


**lista 7,5x90** (7,3 x 89,46 cm - 2.87" x 35.22") **11 mm.**  
**Metal 2.0 white lappato lista 7,5x90** **G-117**



**rodapié 7,5x90** (7,3 x 89,46 cm - 2.87" x 35.22") **11 mm.**  
**Metal 2.0 white lappato rodapié 7,5x90** **G-131**

LAPPATO



ACCESORIES Complementos	FINISHES Acabados	GROUPS / Grupos		
		90X90	45X90	30X60
Metal 2.0 white peldaño	LAPPATO	G-570	G-323	G-195
Metal 2.0 white peldaño ángulo	LAPPATO	G-599	G-333	G-211
Metal 2.0 white gradone	LAPPATO	G-767	G-623	G-499
Metal 2.0 white gradone ángulo	LAPPATO	G-815	G-645	G-559


PACKING LIST	SIZE CM	SIZE INCH	BOX/ PALLET	PIECE/ BOX	M2/ PALLET	M2/ BOX	SQF/ PALLET	SQF/ BOX	KG/ PALLET	KG/ BOX	KG/ PIECE
90X90 (11 MM)	89,46x89,46	35.22x35.22	36	1	28,81	0,80	310,12	8,61	822	21,91	21,635
45X90 (11 MM)	44,63x89,46	17.57x35.22	27	3	32,34	1,20	348,11	12,89	880	31,74	10,491
22.5X90 (11 MM)	22,21x89,46	8.74x35.22	36	5	35,76	0,99	384,97	10,69	906	24,535	4,85

All sizes are rectified and without bevel edge finish.  
 Todos los formatos son rectificadas y no biselados.  
 Tiles with random shade and aspect variation.  
 Producto con alta variación cromática y destonificación en composiciones.


Test realized in external laboratory on March 2014, in the current consignment of Metal 2.0 green lappato 90x90.  
 Consult specific product test result value before supplying.  
 Prueba realizada en laboratorio externo en Marzo 2014, sobre la actual partida de Metal 2.0 green lappato 90x90.  
 Consultar valor de un producto específico antes del suministro.

All sizes are rectified and without bevel edge finish.  
 Todos los formatos son rectificadas y no biselados.  
 Tiles with random shade and aspect variation.  
 Producto con alta variación cromática y destonificación en composiciones.


Test realized in external laboratory on March 2014, in the current consignment of Metal 2.0 white lappato 90x90.  
 Consult specific product test result value before supplying.  
 Prueba realizada en laboratorio externo en Marzo 2014, sobre la actual partida de Metal 2.0 white lappato 90x90.  
 Consultar valor de un producto específico antes del suministro.



**45x90** (44,63 x 89,46 cm - 17,57" x 35,22") **11 mm.**  
**Metal 2.0 green lappato 45x90** **G-1368**



**22,5x90** (22,215 x 89,46 cm - 8,74" x 35,22") **11 mm.**  
**Metal 2.0 green lappato 22,5x90** **G-1434**


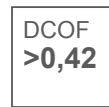


**lista 7,5x90** (7,3 x 89,46 cm - 2,87" x 35,22") **11 mm.**  
**Metal 2.0 green lappato lista 7,5x90** **G-117**



**rodapié 7,5x90** (7,3 x 89,46 cm - 2,87" x 35,22") **11 mm.**  
**Metal 2.0 green lappato rodapié 7,5x90** **G-131**

LAPPATO



ACCESORIES Complementos		FINISHES Acabados		GROUPS / Grupos		
				90X90	45X90	30X60
	Metal 2.0 green peldaño		LAPPATO	G-570	G-323	G-195
	Metal 2.0 green peldaño ángulo		LAPPATO	G-599	G-333	G-211
	Metal 2.0 green gradone		LAPPATO	G-767	G-623	G-499
	Metal 2.0 green gradone ángulo		LAPPATO	G-815	G-645	G-559

PACKING LIST	SIZE CM	SIZE INCH	BOX/ PALLET	PIECE/ BOX	M2/ PALLET	M2/ BOX	SQF/ PALLET	SQF/ BOX	KG/ PALLET	KG/ BOX	KG/ PIECE
90X90 (11 MM)	89,46x89,46	35,22x35,22	36	1	28,81	0,80	310,12	8,61	822	21,91	21,635
45X90 (11 MM)	44,63x89,46	17,57x35,22	27	3	32,34	1,20	348,11	12,89	880	31,74	10,491
22,5X90 (11 MM)	22,21x89,46	8,74x35,22	36	5	35,76	0,99	384,97	10,69	906	24,535	4,85



All sizes are rectified and without bevel edge finish.  
 Todos los formatos son rectificadas y no biselados.  
 Tiles with random shade and aspect variation.  
 Producto con alta variación cromática y destonificación en composiciones.

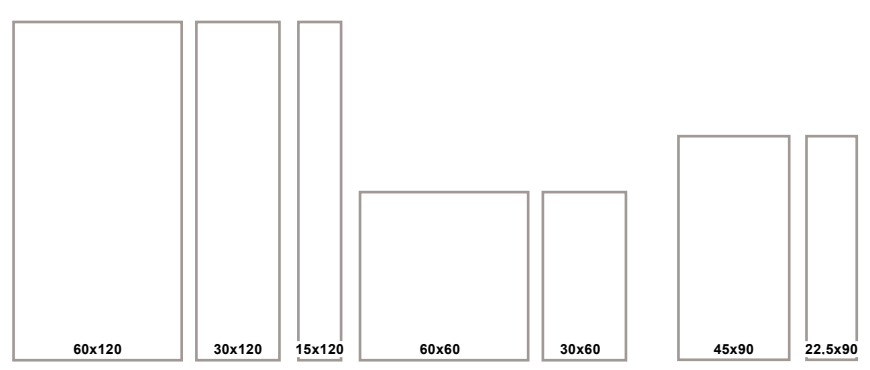
Test realized in external laboratory on March 2014, in the current consignment of Metal 2.0 green lappato 90x90.  
 Consult specific product test result value before supplying.  
 Prueba realizada en laboratorio externo en Marzo 2014, sobre la actual partida de Metal 2.0 green lappato 90x90.  
 Consultar valor de un producto específico antes del suministro.

“Architecture is the wise game, correct and magnificent volume assembled by light”  
Le Corbusier

# Metal & Nanocorten collection


“La arquitectura es el juego sabio, correcto y magnifico de volúmenes ensamblados por la luz”  
Le Corbusier

SIZES 11 mm. 5 mm.



METAL					
2	5	2	LAPPATO NATURAL		11 mm
COLOURS COLORES	SIZES FORMATOS	FINISH ACABADO			
NANOCORTEN					
3	2	1	LAPPATO		5 mm
COLOURS COLORES	SIZES FORMATOS	FINISH ACABADO			

METAL COLORS NANOCORTEN COLORS

















METAL TITANIUM



11 mm



60x120 (59,55x119,3cm-23,45"x46,97") 11 mm.

Metal titanium natural 60x120 G-1534

30x120 (29,67x119,3cm-11,68"x46,97") 11 mm.

Metal titanium natural 30x120 G-1576

15x120 (14,74x119,3cm-5,8"x46,97") 11 mm.

Metal titanium natural 15x120 G-1616

60x60 (59,55x59,55cm-23,45"x23,45") 11 mm.

Metal titanium natural 60x60 G-1410

Metal titanium lappato 60x60 G-1446

30x60 (29,75x59,55cm-11,71"x23,45") 11 mm.

Metal titanium natural 30x60 G-1298

Metal titanium lappato 30x60 G-1330

rodapié 7,5x60 (7,3x59,55cm-2,87"x23,45") 11 mm.

Metal titanium natural rodapié 7,5x60 G-97

lista 10x60 (9,74x59,55cm-3,84"x23,45") 11 mm.

Metal titanium natural lista 10x60 G-91

Metal titanium lappato lista 10x60 G-95

lista 7,5x60 (7,3x59,55cm-2,87"x23,45") 11 mm.

Metal titanium natural lista 7,5x60 G-89

Metal titanium lappato lista 7,5x60 G-93

lista 2,5x60 (2,3x59,55cm-0,91"x23,45") 11 mm.

Metal titanium natural lista 2,5x60 G-85

Metal titanium lappato lista 2,5x60 G-89

mosaico 2,5x2,5 (29,75x29,75cm-11,71"x11,71") 11 mm.

Metal titanium lappato mosaico 2,5x2,5 G-1780

Metal policromático lappato mosaico 2,5x2,5 G-1780

mosaico 2,5x10 (29,75x29,75cm-11,71"x11,71") 11 mm.

Metal titanium lappato mosaico 2,5x10 G-1708

Metal policromático lappato mosaico 2,5x10 G-1708

preincision 2,5x60 (29,75x59,55cm-11,71"x23,45") 11 mm.

Metal titanium lappato preincision 2,5x 60 G-1506

preincision 7,5x60 (29,75x59,55cm-11,71"x23,45") 11 mm.

Metal titanium lappato preincision 7,5x 60 G-1426

mosaico sin fin 15x45 (2,3x59,55cm-0,91"x23,45") 11 mm.

Metal titanium mosaico sin fin 15x 45 G-211

Metal policromático mosaico sin fin 15x 45 G-211

mosaico blend (13,8 x 25,75 cm-5,43" x 10,14") 11 mm.

Metal titanium lappato mosaico blend G-235

NATURAL

Technical specifications for Natural finish, including DIN R9, PTV > 24, and CLASE 1.

Table of accessories (complementos) and finishes (acabados) for Metal titanium natural.

Packing list table showing dimensions, quantities, and weights for various tile sizes.









Product care instructions: PRODUCTS TO BE CLEANED WITH PH NEUTRAL / LIMPIAR CON PRODUCTOS PH NEUTROS.

Test done in Metal titanium natural 30x60. Average test result value on October 2005. Consult specific product test result value before supplying.

METAL COPPER



11 mm



60x120 (59,55x119,3cm-23,45"x46,97") 11 mm.

Metal copper natural 60x120 G-1534

30x120 (29,67x119,3cm-11,68"x46,97") 11 mm.

Metal copper natural 30x120 G-1576

15x120 (14,74x119,3cm-5,8"x46,97") 11 mm.

Metal copper natural 15x120 G-1616

60x60 (59,55x59,55cm-23,45"x23,45") 11 mm.

Metal copper natural 60x60 G-1410

Metal copper lappato 60x60 G-1446

30x60 (29,75x59,55cm-11,71"x23,45") 11 mm.

Metal copper natural 30x60 G-1298

Metal copper lappato 30x60 G-1330

rodapié 7,5x60 (7,3x59,55cm-2,87"x23,45") 11 mm.

Metal copper natural rodapié 7,5x60 G-97

lista 10x60 (9,74x59,55cm-3,84"x23,45") 11 mm.

Metal copper natural lista 10x60 G-91

Metal copper lappato lista 10x60 G-95

lista 7,5x60 (7,3x59,55cm-2,87"x23,45") 11 mm.

Metal copper natural lista 7,5x60 G-89

Metal copper lappato lista 7,5x60 G-93

lista 2,5x60 (2,3x59,55cm-0,91"x23,45") 11 mm.

Metal copper natural lista 2,5x60 G-85

Metal copper lappato lista 2,5x60 G-89

mosaico 2,5x2,5 (29,75x29,75cm-11,71"x11,71") 11 mm.

Metal copper lappato mosaico 2,5x2,5 G-1780

Metal policromático lappato mosaico 2,5x2,5 G-1780

mosaico 2,5x10 (29,75x29,75cm-11,71"x11,71") 11 mm.

Metal copper lappato mosaico 2,5x10 G-1708

Metal policromático lappato mosaico 2,5x10 G-1708

preincision 2,5x60 (29,75x59,55cm-11,71"x23,45") 11 mm.

Metal copper lappato preincision 2,5x 60 G-1506

preincision 7,5x60 (29,75x59,55cm-11,71"x23,45") 11 mm.

Metal copper lappato preincision 7,5x 60 G-1426

mosaico sin fin 15x45 (2,3x59,55cm-0,91"x23,45") 11 mm.

Metal copper mosaico sin fin 15x 45 G-211

Metal policromático mosaico sin fin 15x 45 G-211

mosaico blend (13,8 x 25,75 cm-5,43" x 10,14") 11 mm.

Metal copper lappato mosaico blend G-235

NATURAL

Technical specifications for Natural finish, including DIN R9, PTV > 24, and CLASE 1.

Table of accessories (complementos) and finishes (acabados) for Metal copper natural.

Packing list table showing dimensions, quantities, and weights for various tile sizes.

Product care instructions: PRODUCTS TO BE CLEANED WITH PH NEUTRAL / LIMPIAR CON PRODUCTOS PH NEUTROS.

Test done in Metal copper natural 30x60. Average test result value on October 2005. Consult specific product test result value before supplying.

NANOCORTEN TITANIUM LAPPATO

5 mm



NANOCORTEN COPPER LAPPATO

5 mm




NANOCORTEN WHITE LAPPATO

5 mm




LAPPATO



**45x90** (44,63 x 89,46 cm - 17,57" x 35,22") **5 mm.**  
Nanocorten titanium lappato 45x90 G-1372



**22,5x90** (22,21 x 89,46 cm - 8,75" x 35,22") **5 mm.**  
Nanocorten titanium lappato 22,5x90 G-1426



**mosaico 2,5x2,5** (29,75x29,75 cm - 11,71" x 11,71") **5 mm.**  
Nanocorten titanium lappato mosaico 2,5x2,5 G-1732




**mosaico flake** (14,74x 44,63 cm - 5,80" x 17,57") **5 mm.**  
Nanocorten titanium lappato mosaico flake G-211

PACKING LIST	SIZE CM	SIZE INCH	BOX/ PALLET	PIECE/ BOX	M2/ PALLET	M2/ BOX	SQF/ PALLET	SQF/ BOX	KG/ PALLET	KG/ BOX	KG/ PIECE
45X90 (5 MM)	44,63x89,46	17,57x35,22	27	7	75,46	2,79	812,25	30,08	956	34,553	4,898
22,5X90 (5 MM)	22,21x89,46	8,74x35,22	36	12	85,83	2,38	923,92	25,66	1018	27,645	2,28

⚠ PRODUCTS TO BE CLEANED WITH PH NEUTRAL / LIMPIAR CON PRODUCTOS PH NEUTROS

All sizes are rectified and without bevel edge finish.  
Todos los formatos son rectificadas y no biselados.  
Tiles with random shade and aspect variation.  
Producto con alta variación cromática y destonificación en composiciones.


LAPPATO



**45x90** (44,63 x 89,46 cm - 17,57" x 35,22") **5 mm.**  
Nanocorten copper lappato 45x90 G-1372



**22,5x90** (22,21 x 89,46 cm - 8,75" x 35,22") **5 mm.**  
Nanocorten copper lappato 22,5x90 G-1426



**mosaico 2,5x2,5** (29,75x29,75 cm - 11,71" x 11,71") **5 mm.**  
Nanocorten copper lappato mosaico 2,5x2,5 G-1732




**mosaico flake** (14,74x 44,63 cm - 5,80" x 17,57") **5 mm.**  
Nanocorten copper lappato mosaico flake G-211

PACKING LIST	SIZE CM	SIZE INCH	BOX/ PALLET	PIECE/ BOX	M2/ PALLET	M2/ BOX	SQF/ PALLET	SQF/ BOX	KG/ PALLET	KG/ BOX	KG/ PIECE
45X90 (5 MM)	44,63x89,46	17,57x35,22	27	7	75,46	2,79	812,25	30,08	956	34,553	4,898
22,5X90 (5 MM)	22,21x89,46	8,74x35,22	36	12	85,83	2,38	923,92	25,66	1018	27,645	2,28

⚠ PRODUCTS TO BE CLEANED WITH PH NEUTRAL / LIMPIAR CON PRODUCTOS PH NEUTROS

All sizes are rectified and without bevel edge finish.  
Todos los formatos son rectificadas y no biselados.  
Tiles with random shade and aspect variation.  
Producto con alta variación cromática y destonificación en composiciones.

LAPPATO



**45x90** (44,63 x 89,46 cm - 17,57" x 35,22") **5 mm.**  
Nanocorten white lappato 45x90 G-1352



**22,5x90** (22,21 x 89,46 cm - 8,75" x 35,22") **5 mm.**  
Nanocorten white lappato 22,5x90 G-1410



**mosaico 2,5x2,5** (29,75x29,75 cm - 11,71" x 11,71") **5 mm.**  
Nanocorten white lappato mosaico 2,5x2,5 G-1732




**mosaico flake** (14,74x 44,63 cm - 5,80" x 17,57") **5 mm.**  
Nanocorten white lappato mosaico flake G-211

PACKING LIST	SIZE CM	SIZE INCH	BOX/ PALLET	PIECE/ BOX	M2/ PALLET	M2/ BOX	SQF/ PALLET	SQF/ BOX	KG/ PALLET	KG/ BOX	KG/ PIECE
45X90 (5 MM)	44,63x89,46	17,57x35,22	27	7	75,46	2,79	812,25	30,08	956	34,553	4,898
22,5X90 (5 MM)	22,21x89,46	8,74x35,22	36	12	85,83	2,38	923,92	25,66	1018	27,645	2,28

⚠ PRODUCTS TO BE CLEANED WITH PH NEUTRAL / LIMPIAR CON PRODUCTOS PH NEUTROS

All sizes are rectified and without bevel edge finish.  
Todos los formatos son rectificadas y no biselados.  
Tiles with random shade and aspect variation.  
Producto con alta variación cromática y destonificación en composiciones.



PRIVATE HOUSE - Gijón (SPAIN) - architect: AGUAMANIL product: Nanocorten white lappato 45x90

# Metal selection


“Architecture should speak of time and place, and at the same time, looking forward eternally”

Frank Gehry


“La arquitectura debe hablar de su tiempo y su lugar, y a la vez, anhelar la eternidad”

Frank Gehry

SIZES 11 mm. 5 mm.




60x60



30x60

PATINA COLORS

**COPPER**



NANOECTIC

**BLACK**



**GOLD**




**SILVER**



**MOHAVE**



**WHITE**



COLORS



product: Nanoelectric silver decor 30x60

**NANOECTIC SILVER DECOR**



5 mm

**DECOR**



**30x60** (29,75x 59,55 cm - 11,71" x 23,45") **5 mm.**  
Nanoelectric silver decor 30x60 **G-1860**



**lista 7,5x60** (7,3 x 59,55 cm - 2,87" x 23,45") **5 mm.**  
Nanoelectric silver decor lista 7,5x60 **G-155**

PACKING LIST	SIZE CM	SIZE INCH	BOX/ PALLET	PIECE/ BOX	M <sup>2</sup> / PALLET	M <sup>2</sup> / BOX	SQF/ PALLET	SQF/ BOX	KG/ PALLET	KG/ BOX	KG/ PIECE
30X60 (5 MM)	29,75x59,55	11,71x23,44	40	11	77,95	1,95	839,06	20,98	950	23,181	2,086

**NANOECTIC GOLD DECOR**



5 mm

**DECOR**



**30x60** (29,75x 59,55 cm - 11,71" x 23,45") **5 mm.**  
Nanoelectric gold decor 30x60 **G-1860**



**lista 7,5x60** (7,3 x 59,55 cm - 2,87" x 23,45") **5 mm.**  
Nanoelectric gold decor lista 7,5x60 **G-155**

PACKING LIST	SIZE CM	SIZE INCH	BOX/ PALLET	PIECE/ BOX	M <sup>2</sup> / PALLET	M <sup>2</sup> / BOX	SQF/ PALLET	SQF/ BOX	KG/ PALLET	KG/ BOX	KG/ PIECE
30X60 (5 MM)	29,75x59,55	11,71x23,44	40	11	77,95	1,95	839,06	20,98	950	23,181	2,086

All sizes are rectified and without bevel edge finish.  
Todos los formatos son rectificadas y no biselados.  
Tiles with random shade and aspect variation.  
Producto con alta variación cromática y destonificación en composiciones.

NANOECLECTIC WHITE

5 mm



DECOR



**30x60** (29,75x 59,55 cm - 11,71" x 23,45") **5 mm.**  
 Nanoeclectic white decor 30x60 G-1274

PACKING LIST	SIZE CM	SIZE INCH	BOX PALLET	PIECE/ BOX	M2/ PALLET	M2/ BOX	SQF/ PALLET	SQF/ BOX	KG/ PALLET	KG/ BOX	KG/ PIECE
30X60 (5 MM)	29,75x59,55	11,71x23,44	40	11	77,95	1,95	839,06	20,98	950	23,181	2,086

All sizes are rectified and without bevel edge finish.  
 Todos los formatos son rectificadas y no biselados.  
 Tiles with random shade and aspect variation.  
 Producto con alta variación cromática y destonificación en composiciones.

NANOECLECTIC BLACK DECOR

5 mm



DECOR



**30x60** (29,75x 59,55 cm - 11,71" x 23,45") **5 mm.**  
 Nanoeclectic black decor 30x60 G-1274

PACKING LIST	SIZE CM	SIZE INCH	BOX PALLET	PIECE/ BOX	M2/ PALLET	M2/ BOX	SQF/ PALLET	SQF/ BOX	KG/ PALLET	KG/ BOX	KG/ PIECE
30X60 (5 MM)	29,75x59,55	11,71x23,44	40	11	77,95	1,95	839,06	20,98	950	23,181	2,086

All sizes are rectified and without bevel edge finish.  
 Todos los formatos son rectificadas y no biselados.  
 Tiles with random shade and aspect variation.  
 Producto con alta variación cromática y destonificación en composiciones.

NANOECLECTIC MOHAVE


5 mm



NATURAL




**30x60** (29,75x 59,55 cm - 11,71" x 23,45") **5 mm.**  
 Nanoeclectic mohave natural 30x60 G-1218



mosaico **2,5x2,5** (29,75x 29,75 cm - 11,71" x 11,71") **5 mm.**  
 Nanoeclectic mohave natural mosaico 2,5x2,5 G-1708

PACKING LIST	SIZE CM	SIZE INCH	BOX PALLET	PIECE/ BOX	M2/ PALLET	M2/ BOX	SQF/ PALLET	SQF/ BOX	KG/ PALLET	KG/ BOX	KG/ PIECE
30X60 (5 MM)	29,75x59,55	11,71x23,44	40	11	77,95	1,95	839,06	20,98	950	23,181	2,086


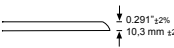



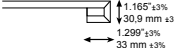


All sizes are rectified and without bevel edge finish.  
 Todos los formatos son rectificadas y no biselados.  
 Tiles with random shade and aspect variation.  
 Producto con alta variación cromática y destonificación en composiciones.




60x60 (59,55x 59,55 cm - 23,45" x 23,45") 11 mm.  
Patina copper natural 60x60 G-1448

NATURAL

NATURAL	DIN R10 DIN 51130	DCOF > 0,42 ANSI A 137.1-2012	PTV > 24 MODERATE SLIP POTENTIAL BS EN 13036-4	CLASE 2 UNE-ENV 12633
---------	----------------------	----------------------------------	--	--------------------------

ACCESORIES Complementos	FINISHES Acabados	GROUPS / Grupos 60X60
 Patina copper peldaño 	NATURAL	G-383
 Patina coppe peldaño ángulo 	NATURAL	G-403
 Patina coppe gradone 	NATURAL	G-585
 Patina coppe gradone ángulo 	NATURAL	G-633

PACKING LIST	SIZE CM	SIZE INCH	BOX/ PALLET	PIECE/ BOX	M2/ PALLET	M2/ BOX	SQF/ PALLET	SQF/ BOX	KG/ PALLET	KG/ BOX	KG/ PIECE
60X60 (11 MM)	59,55x59,55	23.44x23.44	30	3	31,92	1,06	343,54	11,45	796	25,755	8,5




All sizes are rectified and without bevel edge finish.  
Todos los formatos son rectificadas y no biselados.  
Tiles with random shade and aspect variation.  
Producto con alta variación cromática y desentonificación en composiciones.




# Ozone collection

concrete  
cemento





SIZES 7 / 10 mm



<b>3</b> COLOURS COLORES	<b>4</b> SIZES FORMATOS	<b>2</b> FINISH ACABADO	NATURAL DECOR	 7 mm
--------------------------------	-------------------------------	-------------------------------	------------------	----------

COLORS







product: Ozone Ivory Natural 60x120



product: Ozone Blue Decor 60x60 & Ozone Grey Natural 60x120




product: Ozone Brown Decor Hexagon 29x25



product: Ozone Ivory Deccor Hexagon 29x25


7mm




**60x120** (59,55 x 119,3 cm - 23.45" x 46.97") **7 mm.**  
Ozone Brown Natural 60x120 G-1292



**45x90** (44,63 x 89,46 cm - 17.57" x 35.22") **7 mm.**  
Ozone Brown Natural 45x90 G-1194



**60x60** (59,55 x 59,55 cm - 23.45" x 23.45") **7 mm.**  
Ozone Brown Natural 60x60 G-1186



**lista 7,5x90** (7,3 x 89,46 cm - 2.87" x 35.22") **7 mm.**  
Ozone Brown Natural listelo 7,5x90 G-103




**rodapié 7,5x90** (7,3x89,46cm-2.87"x35.22") **7 mm.**  
Ozone Brown Natural rodapié 7,5x90 G-123




**lista 7,5x60** (7,3 x 59,55 cm - 2.87" x 23.45") **7 mm.**  
Ozone Brown Natural listelo 7,5x60 G-91



**rodapié 7,5x60** (7,3x59,55cm-2.87"x23.45") **7 mm.**  
Ozone Brown Natural rodapié 7,5x60 G-93



**Hexagon 25x29** (25x28,7cm-9.84" x 11.42") **10 mm.**  
Ozone Brown Decor Hexagon G-7254



**Mosaico 5x5** (29,75x29,75cm-11.71"x11.71") **7 mm.**  
Ozone Brown Natural mosaico 5x5 G-1584

NATURAL

NATURAL

**DIN R10**  
DIN 51130

**DCOF >0,42**  
ANSI A 137.1

**PTV > 24**  
MODERATE SLIP POTENTIAL  
BS EN 13036-4

**CLASE 1**  
UNE 41901 EX

ACCESORIES Complementos	FINISHES Acabados	GROUPS / Grupos	30x120	45x90	60x60
Ozone brown peldaño	NATURAL		G-323	G-303	G-227
Ozone brown peldaño ángulo	NATURAL		G-337	G-315	G-251
Ozone brown gradone	NATURAL		G-701	G-603	G-543
Ozone brown gradone ángulo	NATURAL		G-755	G-623	G-499

PACKING LIST	SIZE CM	SIZE INCH	BOX/ PALLET	PIECE/ BOX	M2/ BOX	M2/ PALLET	SQF/ BOX	SQF/ PALLET	KG/ PALLET	KG/ BOX	KG/ PIECE
60X120 (7 MM)	59,55x119,3	23.44x46.97	30	2	1,42	42,63	15,29	458,83	780	25,234	12,437
45x90 (7 MM)	44,63x89,46	17.57x35.22	27	5	53,90	2,00	580,18	21,49	980	35,442	7,035
60X60 (7 MM)	59,55x59,55	23.44x23.44	30	5	53,19	1,77	572,57	19,09	950	30,898	6,129




product: Ozone Brown & Ivory Natural 60x120

All sizes are rectified and without bevel edge finish.  
Todos los formatos son rectificadas y no biselados.  
Tiles with random shade and aspect variation.  
Producto con alta variación cromática y desentonificación en composiciones.

Test done in Artec white natural. Average test result value on August 2017.  
Consult specific product test result value before supplying.  
Prueba realizada sobre el producto Artec white natural. Valor de media a fecha de agosto de 2017.  
Consultar valor de un producto específico antes del suministro.


7mm



**60x120** (59,55 x 119,3 cm - 23.45" x 46.97") **7 mm.**  
Ozone Ivory Natural 60x120 **G-1292**



**45x90** (44,63 x 89,46 cm - 17.57" x 35.22") **7 mm.**  
Ozone Ivory Natural 45x90 **G-1194**



**60x60** (59,55 x 59,55 cm - 23.45" x 23.45") **7 mm.**  
Ozone Ivory Natural 60x60 **G-1186**



**lista 7,5x90** (7,3 x 89,46 cm - 2.87" x 35.22") **7 mm.**  
Ozone Ivory Natural listello 7,5x90 **G-103**



**rodapié 7,5x90** (7,3x89,46cm-2.87"x35.22") **7 mm.**  
Ozone Ivory Natural rodapié 7,5x90 **G-123**



**lista 7,5x60** (7,3 x 59,55 cm - 2.87" x 23.45") **7 mm.**  
Ozone Ivory Natural listello 7,5x60 **G-91**



**rodapié 7,5x60** (7,3x59,55cm-2.87"x23.45") **7 mm.**  
Ozone Ivory Natural rodapié 7,5x60 **G-93**



**Hexagon 25x29** (25x28,7cm-9.84"x11.42") **10 mm.**  
Ozone Brown Decor Hexagon **G-7254**



**Mosaico 5x5** (29,75x29,75cm-11.71"x11.71") **7 mm.**  
Ozone Ivory Natural mosaico 5x5 **G-1584**


NATURAL



ACCESORIES Complementos	FINISHES Acabados		GROUPS / Grupos			
	30x120	45x90	60x60			
Ozone Ivory peldaño		$\downarrow 0.437^{+0.2\%}$ $\downarrow 11.1 \text{ mm } \pm 0.2\%$	NATURAL	G-323	G-303	G-227
Ozone Ivory peldaño ángulo		$\downarrow 0.437^{+0.2\%}$ $\downarrow 11.1 \text{ mm } \pm 0.2\%$	NATURAL	G-337	G-315	G-251
Ozone Ivory gradone		$\uparrow 1.311^{+0.3\%}$ $\downarrow 33.3 \text{ mm } \pm 0.3\%$	NATURAL	G-701	G-603	G-543
Ozone Ivory gradone ángulo		$\uparrow 1.311^{+0.3\%}$ $\downarrow 33.3 \text{ mm } \pm 0.3\%$	NATURAL	G-755	G-623	G-499

PACKING LIST	SIZE CM	SIZE INCH	BOX/ PALLET	PIECE/ BOX	M2/ BOX	M2/ PALLET	SQF/ BOX	SQF/ PALLET	KG/ PALLET	KG/ BOX	KG/ PIECE
60X120 (7 MM)	59.55x119.3	23.44x46.97	30	2	1,42	42,63	15,29	458,83	780	25,234	12,437
45x90 (7 MM)	44,63x89,46	17.57x35.22	27	5	53,90	2,00	580,18	21,49	980	35,442	7,035
60X60 (7 MM)	59,55x59,55	23.44x23.44	30	5	53,19	1,77	572,57	19,09	950	30,898	6,129


7mm



**60x120** (59,55 x 119,3 cm - 23.45" x 46.97") **7 mm.**  
Ozone Grey Natural 60x120 **G-1292**




**45x90** (44,63 x 89,46 cm - 17.57" x 35.22") **7 mm.**  
Ozone Grey Natural 45x90 **G-1194**



**60x60** (59,55 x 59,55 cm - 23.45" x 23.45") **7 mm.**  
Ozone Grey Natural 60x60 **G-1186**  
Ozone Blue Decor 60x60 **G-1234**



**lista 7,5x90** (7,3 x 89,46 cm - 2.87" x 35.22") **7 mm.**  
Ozone Grey Natural listello 7,5x90 **G-103**




**rodapié 7,5x90** (7,3x89,46cm-2.87"x35.22") **7 mm.**  
Ozone Grey Natural rodapié 7,5x90 **G-123**



**lista 7,5x60** (7,3 x 59,55 cm - 2.87" x 23.45") **7 mm.**  
Ozone Grey Natural listello 7,5x60 **G-91**

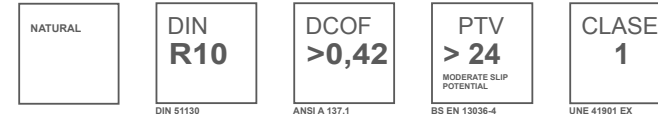


**rodapié 7,5x60** (7,3x59,55cm-2.87"x23.45") **7 mm.**  
Ozone Grey Natural rodapié 7,5x60 **G-93**



**Mosaico 5x5** (29,75x29,75cm-11.71"x11.71") **7 mm.**  
Ozone Grey Natural mosaico 5x5 **G-1584**

NATURAL



ACCESORIES Complementos	FINISHES Acabados		GROUPS / Grupos			
	30x120	45x90	60x60			
Ozone grey peldaño		$\downarrow 0.437^{+0.2\%}$ $\downarrow 11.1 \text{ mm } \pm 0.2\%$	NATURAL	G-323	G-303	G-227
Ozone grey peldaño ángulo		$\downarrow 0.437^{+0.2\%}$ $\downarrow 11.1 \text{ mm } \pm 0.2\%$	NATURAL	G-337	G-315	G-251
Ozone grey gradone		$\uparrow 1.311^{+0.3\%}$ $\downarrow 33.3 \text{ mm } \pm 0.3\%$	NATURAL	G-701	G-603	G-543
Ozone grey gradone ángulo		$\uparrow 1.311^{+0.3\%}$ $\downarrow 33.3 \text{ mm } \pm 0.3\%$	NATURAL	G-755	G-623	G-499

PACKING LIST	SIZE CM	SIZE INCH	BOX/ PALLET	PIECE/ BOX	M2/ BOX	M2/ PALLET	SQF/ BOX	SQF/ PALLET	KG/ PALLET	KG/ BOX	KG/ PIECE
60X120 (7 MM)	59.55x119.3	23.44x46.97	30	2	1,42	42,63	15,29	458,83	780	25,234	12,437
45x90 (7 MM)	44,63x89,46	17.57x35.22	27	5	53,90	2,00	580,18	21,49	980	35,442	7,035
60X60 (7 MM)	59,55x59,55	23.44x23.44	30	5	53,19	1,77	572,57	19,09	950	30,898	6,129





DECOR

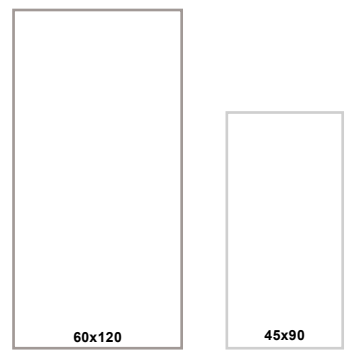


# Anima collection

concrete  
cemento



SIZES 7 mm.



<b>3</b>	<b>2</b>	<b>1</b>	NATURAL	
COLOURS COLORES	SIZES FORMATOS	FINISH ACABADO		7 mm

COLORS





product: Anima Aqua Natural 60x120



product: Anima Aqua Natural 60x120



product: Anima Pink Natural 60x120



product: Anima Multicolor Natural 45x90


7mm



**60x120** (59,55 x 119,3 cm - 23.45" x 46.97") **7 mm.**  
**Anima aqua natural 60x120** G-1304



**45x90** (44,63 x 89,46 cm - 17.57" x 35.22") **7 mm.**  
**Anima aqua natural 45x90** G-1208



**lista 7,5x90** (7,3 x 89,46 cm - 2.87" x 35.22") **7 mm.**  
**Anima aqua natural 7,5x90** G-109

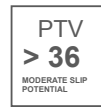


**rodapié 7,5x90** (7,3x89,46cm-2.87"x35.22") **7 mm.**  
**Anima aqua natural 7,5x90** G-119



**Mosaico 5x5** (29,75x29,75cm-11.71"x11.71") **7 mm.**  
**Anima aqua natural mosaico 5x5** G-1616

NATURAL



ACCESORIES Complementos		FINISHES Acabados		GROUPS / Grupos	
				30X120	45X90
	Anima aqua peldaño		NATURAL	G-323	G-319
	Anima aqua peldaño ángulo		NATURAL	G-337	G-333
	Anima aqua gradone		NATURAL	G-693	G-603
	Anima aqua gradone ángulo		NATURAL	G-749	G-623

PACKING LIST	SIZE CM	SIZE INCH	BOX/ PALLET	PIECE/ BOX	M2/ BOX	M2/ PALLET	SQF/ BOX	SQF/ PALLET	KG/ PALLET	KG/ BOX	KG/ PIECE
60X120 (7 MM)	59,55x119,3	23.44x46.97	30	2	1,42	42,63	15,29	458,83	780	25,234	12,437
45x90 (7 MM)	44,63x89,46	17.57x35.22	27	5	53,90	2,00	580,18	21,49	980	35,442	7,035



All sizes are rectified and without bevel edge finish.  
 Todos los formatos son rectificadas y no biselados.  
 Tiles with random shade and aspect variation.  
 Producto con alta variación cromática y desentonificación en composiciones.

Test done in Artec white natural. Average test result value on August 2017.  
 Consult specific product test result value before supplying.  
 Prueba realizada sobre el producto Artec white natural. Valor de media a fecha de agosto de 2017.  
 Consultar valor de un producto específico antes del suministro.


7mm



**60x120** (59,55 x 119,3 cm - 23.45" x 46.97") **7 mm.**  
**Anima multicolor natural 60x120** **G-1304**




**45x90** (44,63 x 89,46 cm - 17.57" x 35.22") **7 mm.**  
**Anima multicolor natural 45x90** **G-1208**



**lista 7,5x90** (7,3 x 89,46 cm - 2.87" x 35.22") **7 mm.**  
**Anima multicolor natural 7,5x90** **G-109**



**rodapié 7,5x90** (7,3x89,46cm-2.87"x35.22") **7 mm.**  
**Anima multicolor natural 7,5x90** **G-119**



**Mosaico 5x5** (29,75x29,75cm-11.71"x11.71") **7 mm.**  
**Anima multicolor natural mosaico 5x5** **G-1616**

NATURAL



ACCESORIES Complementos	FINISHES Acabados	GROUPS / Grupos 30X120 45X90
Anima multicolor peldaño	NATURAL	G-323 G-319
Anima multicolor peldaño ángulo	NATURAL	G-337 G-333
Anima multicolor gradone	NATURAL	G-693 G-603
Anima multicolor gradone ángulo	NATURAL	G-749 G-623

PACKING LIST	SIZE CM	SIZE INCH	BOX/ PALLET	PIECE/ BOX	M2/ BOX	M2/ PALLET	SQF/ BOX	SQF/ PALLET	KG/ PALLET	KG/ BOX	KG/ PIECE
60X120 (7 MM)	59,55x119,3	23.44x46.97	30	2	1,42	42,63	15,29	458,83	780	25,234	12,437
45x90 (7 MM)	44,63x89,46	17.57x35.22	27	5	53,90	2,00	580,18	21,49	980	35,442	7,035


7mm




**60x120** (59,55 x 119,3 cm - 23.45" x 46.97") **7 mm.**  
**Anima pink natural 60x120** **G-1304**



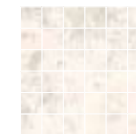
**45x90** (44,63 x 89,46 cm - 17.57" x 35.22") **7 mm.**  
**Anima pink natural 45x90** **G-1208**



**lista 7,5x90** (7,3 x 89,46 cm - 2.87" x 35.22") **7 mm.**  
**Anima pink natural 7,5x90** **G-109**

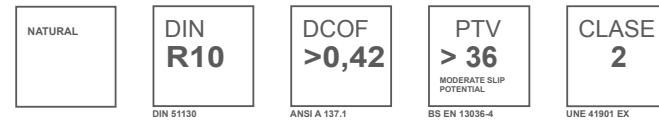


**rodapié 7,5x90** (7,3x89,46cm-2.87"x35.22") **7 mm.**  
**Anima pink natural 7,5x90** **G-119**



**Mosaico 5x5** (29,75x29,75cm-11.71"x11.71") **7 mm.**  
**Anima pink natural mosaico 5x5** **G-1616**

NATURAL



ACCESORIES Complementos	FINISHES Acabados	GROUPS / Grupos 30X120 45X90
Anima pink peldaño	NATURAL	G-323 G-319
Anima pink peldaño ángulo	NATURAL	G-337 G-333
Anima pink gradone	NATURAL	G-693 G-603
Anima pink gradone ángulo	NATURAL	G-749 G-623


PACKING LIST	SIZE CM	SIZE INCH	BOX/ PALLET	PIECE/ BOX	M2/ BOX	M2/ PALLET	SQF/ BOX	SQF/ PALLET	KG/ PALLET	KG/ BOX	KG/ PIECE
60X120 (7 MM)	59,55x119,3	23.44x46.97	30	2	1,42	42,63	15,29	458,83	780	25,234	12,437
45x90 (7 MM)	44,63x89,46	17.57x35.22	27	5	53,90	2,00	580,18	21,49	980	35,442	7,035



# Degradee collection



SIZES 7 mm.



<b>2</b> COLOURS COLORES	<b>3</b> SIZES FORMATOS	<b>2</b> FINISH ACABADO	NATURAL DECOR	 7 mm
--------------------------------	-------------------------------	-------------------------------	------------------	----------

COLORS





product: Degradée Blue Decor 60x120 & Degradée Blue Natural 60x120



product: Degradée Blue Decor 60x120, Degradée Blue Natural 60x120 & Degradée Blue Decor 20x120



product: Degradée Red Decor 60x120 & Degradée Red Natural 60x120



product: Degradée Red Decor 60x120 & Degradée Red Natural 60x120



product: Degradée Red Decor 20x120 & Degradée Red Natural 60x120

DEGRADEE BLUE


7 mm



7 mm



**60x120** (59,55 x 119,3 cm - 23.45" x 46.97") **7 mm.**  
**Degradee blue natural 60x120** G-1282  
**Degradee blue decor 60x120** G-1342



**20x120** (19,71 x 119,3 cm - 7.76" x 46.97") **7 mm.**  
**Degradee blue natural 20x120** G-1410  
**Degradee blue decor 20x120** G-1456




**45x90** (44,63 x 89,46 cm - 17.57" x 35.22") **7 mm.**  
**Degradee blue natural 20x120** G-1186



**lista 7,5x90** (7,3 x 89,46 cm - 2.87" x 35.22") **7 mm.**  
**Degradee blue natural lista 7,5x90** G-109



**rodapié 7,5x90** (7,3x89,46cm-2.87"x35.22") **7 mm.**  
**Degradee blue natural rodapié 7,5x90** G-119



**Mosaico 5x5** (29,75x29,75cm-11.71"x11.71") **7 mm.**  
**Degradee blue natural mosaico 5x5** G-1616

NATURAL

DECOR

DEGRADEE RED


7 mm



7 mm



**60x120** (59,55 x 119,3 cm - 23.45" x 46.97") **7 mm.**  
**Degradee red natural 60x120** G-1282  
**Degradee red decor 60x120** G-1342




**20x120** (19,71 x 119,3 cm - 7.76" x 46.97") **7 mm.**  
**Degradee red natural 20x120** G-1410  
**Degradee red decor 20x120** G-1456




**45x90** (44,63 x 89,46 cm - 17.57" x 35.22") **7 mm.**  
**Degradee red natural 20x120** G-1186



**lista 7,5x90** (7,3 x 89,46 cm - 2.87" x 35.22") **7 mm.**  
**Degradee red natural lista 7,5x90** G-109



**rodapié 7,5x90** (7,3x89,46cm-2.87"x35.22") **7 mm.**  
**Degradee red natural rodapié 7,5x90** G-119



**Mosaico 5x5** (29,75x29,75cm-11.71"x11.71") **7 mm.**  
**Degradee red natural mosaico 5x5** G-1616

NATURAL

DECOR

NATURAL	DIN R10 DIN 51130	DCOF >0,42 ANSI A 137.1	PTV > 24 BS EN 13036-4	CLASE 1 UNE 41901 EX
DECOR	DIN R10 DIN 51130	DCOF >0,42 ANSI A 137.1	PTV > 24 BS EN 13036-4	CLASE 1 UNE 41901 EX

ACCESORIES Complementos	FINISHES Acabados	GROUPS / Grupos 30X120 45X90
Anima multicolor peldaño	NATURAL	G-315 G-303
Anima multicolor peldaño ángulo	NATURAL	G-333 G-315
Anima multicolor gradone	NATURAL	G-693 G-603
Anima multicolor gradone ángulo	NATURAL	G-749 G-623

PACKING LIST	SIZE CM	SIZE INCH	BOX/ PALLET	PIECE/ BOX	M2/ BOX	M2/ PALLET	SQF/ BOX	SQF/ PALLET	KG/ PALLET	KG/ BOX	KG/ PIECE
60X120 (7 MM)	59,55x119,3	23.44x46.97	30	2	1,42	42,63	15,29	458,83	780	25,234	12,437
20x120 (7 MM)	19,71x119,3	7.76x46.97	36	6	1,41	46,56	15,19	501,15	850	25,06	4,13
45x90 (7 MM)	44,63x89,46	17.57x35.22	27	5	53,90	2,00	580,18	21,49	980	35,442	7,035

NATURAL	DIN R10 DIN 51130	DCOF >0,42 ANSI A 137.1	PTV > 24 BS EN 13036-4	CLASE 1 UNE 41901 EX
DECOR	DIN R10 DIN 51130	DCOF >0,42 ANSI A 137.1	PTV > 24 BS EN 13036-4	CLASE 1 UNE 41901 EX

ACCESORIES Complementos	FINISHES Acabados	GROUPS / Grupos 30X120 45X90
Anima multicolor peldaño	NATURAL	G-315 G-303
Anima multicolor peldaño ángulo	NATURAL	G-333 G-315
Anima multicolor gradone	NATURAL	G-693 G-603
Anima multicolor gradone ángulo	NATURAL	G-749 G-623

PACKING LIST	SIZE CM	SIZE INCH	BOX/ PALLET	PIECE/ BOX	M2/ BOX	M2/ PALLET	SQF/ BOX	SQF/ PALLET	KG/ PALLET	KG/ BOX	KG/ PIECE
60X120 (7 MM)	59,55x119,3	23.44x46.97	30	2	1,42	42,63	15,29	458,83	780	25,234	12,437
20x120 (7 MM)	19,71x119,3	7.76x46.97	36	6	1,41	46,56	15,19	501,15	850	25,06	4,13
45x90 (7 MM)	44,63x89,46	17.57x35.22	27	5	53,90	2,00	580,18	21,49	980	35,442	7,035

Test done in regeneration white lappato 90x90. Average test result value on November 2013.  
 Consult specific product test result value before supplying.  
 Prueba realizada sobre el producto regeneration white lappato 90x90. Valor de media a fecha Noviembre de 2013.  
 Consultar valor de un producto específico antes del suministro.  
 Test done in regeneration grey natural 90x90. Average test result value on November 2013.  
 Consult specific product test result value before supplying.  
 Prueba realizada sobre el producto regeneration white natural 90x90. Valor de media a fecha Noviembre de 2013.  
 Consultar valor de un producto específico antes del suministro.

Test done in regeneration white lappato 90x90. Average test result value on November 2013.  
 Consult specific product test result value before supplying.  
 Prueba realizada sobre el producto regeneration white lappato 90x90. Valor de media a fecha Noviembre de 2013.  
 Consultar valor de un producto específico antes del suministro.  
 Test done in regeneration grey natural 90x90. Average test result value on November 2013.  
 Consult specific product test result value before supplying.  
 Prueba realizada sobre el producto regeneration white natural 90x90. Valor de media a fecha Noviembre de 2013.  
 Consultar valor de un producto específico antes del suministro.

All sizes are rectified and without bevel edge finish.  
 Todos los formatos son rectificadas y no biselados.  
 Tiles with random shade and aspect variation.  
 Producto con alta variación cromática y desentonificación en composiciones.

All sizes are rectified and without bevel edge finish.  
 Todos los formatos son rectificadas y no biselados.  
 Tiles with random shade and aspect variation.  
 Producto con alta variación cromática y desentonificación en composiciones.

# Artec 7.0 collection




Photo by Ashim D'Silva

SIZES 7 mm.



COLORS

BLACK



VISION



WHITE



<b>3</b> COLOURS COLORES	<b>2</b> SIZES FORMATOS	<b>2</b> FINISH ACABADO	NATURAL DECOR	 7 mm
--------------------------------	-------------------------------	-------------------------------	------------------	---





product: Artec 7.0 black decor 60x120





product: Artec 7.0 white natural 60x120, white mosaico 5x5 & black decor 60x120

7mm




NATURAL




**60x120** (59,55 x 119,3 cm - 23.45" x 46.97") **7 mm.**  
**Artec 7.0 black natural 60x120** **G-1372**




**30x120** (29,67 x 119,3 cm - 11,68"x46,97") **7 mm.**  
**Artec 7.0 black natural 30x120** **G-1450**



**lista 7,5x60** (7,3 x 59,55 cm - 2.87" x 23.45") **7 mm.**  
**Artec 7.0 black natural lista 7,5x60** **G-89**



**rodapié 7,5x60** (7,3x59,55cm-2.87"x23.45") **7 mm.**  
**Artec 7.0 black natural rodapié 7,5x60** **G-91**



**Mosaico 5x5** (29,75x29,75cm-11.71"x11.71") **7 mm.**  
**Artec 7.0 black natural mosaico 5x5** **G-1688**



ACCESORIES Complementos	FINISHES Acabados	GROUPS / Grupos 30X120
Artec 7.0 black peldaño	0,291" ±2% 7,4 mm ±2%	NATURAL G-501
Artec 7.0 black peldaño ángulo	0,291" ±2% 7,4 mm ±2%	NATURAL G-515
Artec 7.0 black gradone	1,165" ±3% 29,6 mm ±3% 1,299" ±3% 33 mm ±3%	NATURAL G-767
Artec 7.0 black gradone ángulo	1,165" ±3% 29,6 mm ±3% 1,299" ±3% 33 mm ±3%	NATURAL G-779

PACKING LIST	SIZE CM	SIZE INCH	BOX/ PALLET	PIECE/ BOX	M2/ BOX	M2/ PALLET	SQF/ BOX	SQF/ PALLET	KG/ PALLET	KG/ BOX	KG/ PIECE
60X120 (7 MM)	59,55x119,3	23.44x46.97	30	2	1,42	42,63	15,29	458,83	780	25,234	12,437
30X120 (7 MM)	29,67x119,3	11,68x46,97	36	5	1,77	63,71	19,05	685,81	778	20,96	4,123

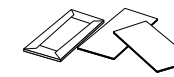
7mm



DECOR



**60x120** (59,55 x 119,3 cm - 23.45" x 46.97") **7 mm.**  
**Artec 7.0 black decor 60x120** **G-1396**



**12 aleatory patterns**  
**2 tiles / box**  
**30 box / pallet**



PACKING LIST	SIZE CM	SIZE INCH	BOX/ PALLET	PIECE/ BOX	M2/ BOX	M2/ PALLET	SQF/ BOX	SQF/ PALLET	KG/ PALLET	KG/ BOX	KG/ PIECE
60X120 (7 MM)	59,55x119,3	23.44x46.97	30	2	1,42	42,63	15,29	458,83	780	25,234	12,437

ARTEC 7.0 WHITE


7mm




**60x120** (59,55 x 119,3 cm - 23.45" x 46.97") **7 mm.**  
**Artec 7.0 white natural 60x120** **G-1372**



**30x120** (29'67 x 119'3 cm - 11,68"x46,97") **7 mm.**  
**Artec 7.0 white natural 30x120** **G-1450**



**lista 7,5x60** (7,3 x 59,55 cm - 2.87" x 23.45") **7 mm.**  
**Artec 7.0 white natural lista 7,5x60** **G-89**

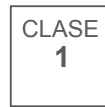


**rodapié 7,5x60** (7,3x59,55cm-2.87"x23.45") **7 mm.**  
**Artec 7.0 white natural rodapié 7,5x60** **G-91**



**Mosaico 5x5** (29,75x29,75cm-11.71"x11.71") **7 mm.**  
**Artec 7.0 white natural mosaico 5x5** **G-1688**

NATURAL




ACCESORIES Complementos	FINISHES Acabados	GROUPS / Grupos 30X120
Artec 7.0 white peldaño	NATURAL	G-501
Artec 7.0 white peldaño ángulo	NATURAL	G-515
Artec 7.0 white gradone	NATURAL	G-767
Artec 7.0 white gradone ángulo	NATURAL	G-779

PACKING LIST	SIZE CM	SIZE INCH	BOX/ PALLET	PIECE/ BOX	M2/ BOX	M2/ PALLET	SQF/ BOX	SQF/ PALLET	KG/ PALLET	KG/ BOX	KG/ PIECE
60X120 (7 MM)	59,55x119,3	23.44x46.97	30	2	1,42	42,63	15,29	458,83	780	25,234	12,437
30X120 (7 MM)	29,67x119,3	11.68x46.97	36	5	1,77	63,71	19,05	685,81	778	20,96	4,123

ARTEC 7.0 VISON


7mm



**60x120** (59,55 x 119,3 cm - 23.45" x 46.97") **7 mm.**  
**Artec 7.0 vison natural 60x120** **G-1372**




**30x120** (29'67 x 119'3 cm - 11,68"x46,97") **7 mm.**  
**Artec 7.0 vison natural 30x120** **G-1450**



**lista 7,5x60** (7,3 x 59,55 cm - 2.87" x 23.45") **7 mm.**  
**Artec 7.0 vison natural lista 7,5x60** **G-89**

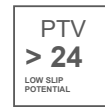


**rodapié 7,5x60** (7,3x59,55cm-2.87"x23.45") **7 mm.**  
**Artec 7.0 vison natural rodapié 7,5x60** **G-91**



**Mosaico 5x5** (29,75x29,75cm-11.71"x11.71") **7 mm.**  
**Artec 7.0 vison natural mosaico 5x5** **G-1688**

NATURAL



ACCESORIES Complementos	FINISHES Acabados	GROUPS / Grupos 30X120
Artec 7.0 vison peldaño	NATURAL	G-501
Artec 7.0 vison peldaño ángulo	NATURAL	G-515
Artec 7.0 vison gradone	NATURAL	G-767
Artec 7.0 vison gradone ángulo	NATURAL	G-779

PACKING LIST	SIZE CM	SIZE INCH	BOX/ PALLET	PIECE/ BOX	M2/ BOX	M2/ PALLET	SQF/ BOX	SQF/ PALLET	KG/ PALLET	KG/ BOX	KG/ PIECE
60X120 (7 MM)	59,55x119,3	23.44x46.97	30	2	1,42	42,63	15,29	458,83	780	25,234	12,437
30X120 (7 MM)	29,67x119,3	11.68x46.97	36	5	1,77	63,71	19,05	685,81	778	20,96	4,123

All sizes are rectified and without bevel edge finish.  
 Todos los formatos son rectificadas y no biselados.  
 Tiles with random shade and aspect variation.  
 Producto con alta variación cromática y destonificación en composiciones.

Test done in Artec white natural. Average test result value on August 2017.  
 Consult specific product test result value before supplying.  
 Prueba realizada sobre el producto Artec white natural. Valor de media a fecha de agosto de 2017.  
 Consultar valor de un producto específico antes del suministro.

All sizes are rectified and without bevel edge finish.  
 Todos los formatos son rectificadas y no biselados.  
 Tiles with random shade and aspect variation.  
 Producto con alta variación cromática y destonificación en composiciones.

Test done in Artec white natural. Average test result value on August 2017.  
 Consult specific product test result value before supplying.  
 Prueba realizada sobre el producto Artec white natural. Valor de media a fecha de agosto de 2017.  
 Consultar valor de un producto específico antes del suministro.

# Object 7.0 collection



SIZES 7 mm. 20 mm.



4 COLOURS COLORES	2 SIZES FORMATOS	2 FINISH ACABADO	NATURAL NONSLIP	 7 mm
2 COLOURS COLORES	1 SIZES FORMATOS	1 FINISH ACABADO	SOLID 2	 20 mm

COLORS





product: Object 7.0 white & black natural 90x90



product: Object 7.0 grey natural 90x90







product: Object 7.0 brown natural 90x90



product: Object 7.0 white natural 90x90

OBJECT 7.0 BLACK

7mm



**90x90** (89,46 x 89,46 cm - 35,22" x 35,22") **7 mm.**  
**Object 7.0 black natural 90x90** **G-1282**



**45x90** (44,63 x 89,46 cm - 17,57" x 35,22") **7 mm.**  
**Object 7.0 black natural 45x90** **G-1186**  
**Object 7.0 black non-slip 45x90** **G-1208**




**rodapié-90** (7,30 x 89,46 cm - 2,87" x 35,22") **7 mm.**  
**Object 7.0 black natural rodapié 7,5x90** **G-125**



**Mosaico Arrow** (44,63 x 44,63 cm - 17,57" x 17,57") **7 mm.**  
**Object 7.0 black natural mosaico arrow** **G-1732**



**Mosaico Crossed** (44,63 x 39,72 cm - 17,57" x 15,63") **7 mm.**  
**Object 7.0 black natural mosaico crossed** **G-1780**



**Mosaico 5x5** (29,75 x 29,75 cm - 11,71" x 11,71") **7 mm.**  
**Object 7.0 black natural mosaico 5x5** **G-1688**

NATURAL

NATURAL  
 DIN 51130  
 DIN **R10**  
 PTV **> 24**  
MODERATE SLIP POTENTIAL  
 BS EN 13036-4  
 UNE-ENV 12633  
 CLASE **1**



NON-SLIP  
 DIN 51130  
 DIN **R11**  
 CLASS **C**  
 DCOF **>0,42**  
 ANSIA 137.1-2012  
 PTV **> 36**  
LOW SLIP POTENTIAL  
 BS EN 13036-4  
 UNE-ENV 12633  
 CLASE **3**

ACCESORIES Complementos	FINISHES Acabados	GROUPS / Grupos	45x90	90x90
Object 7.0 black peldaño	NATURAL	G-303	G-559	
Object 7.0 black peldaño ángulo	NATURAL	G-315	G-570	
Object 7.0 black gradone	NATURAL	G-603	G-779	
Object 7.0 black gradone ángulo	NATURAL	G-623	G-829	

PACKING LIST	SIZE CM	SIZE INCH	BOX/ PALLET	PIECE/ BOX	M2/ BOX	M2/ PALLET	SQF/ BOX	SQF/ PALLET	KG/ PALLET	KG/ BOX	KG/ PIECE
90X90 (7 MM)	89,46x89,46	35,22x35,22	20	2	1,60	32,01	17,23	344,58	610	28,851	14,288
45X90 (7 MM)	44,63x89,46	17,57x35,22	27	5	2,00	53,90	21,49	580,18	980	35,442	7,035

OBJECT 7.0 GREY

7mm



**90x90** (89,46 x 89,46 cm - 35,22" x 35,22") **7 mm.**  
**Object 7.0 grey natural 90x90** **G-1282**  
**Object 7.0 grey non-slip 90x90** **G-1304**




**45x90** (44,63 x 89,46 cm - 17,57" x 35,22") **7 mm.**  
**Object 7.0 grey natural 45x90** **G-1186**  
**Object 7.0 grey non-slip 45x90** **G-1208**



**rodapié-90** (7,30 x 89,46 cm - 2,87" x 35,22") **7 mm.**  
**Object 7.0 grey natural rodapié 7,5x90** **G-125**




**Solid 2 cm** (49,75 x 99,55 cm - 19,59" x 39,19") **20 mm.**  
**Object grey solid 2cm 50x100** **G-1258**



**Mosaico Arrow** (44,63 x 44,63 cm - 17,57" x 17,57") **7 mm.**  
**Object 7.0 grey natural mosaico arrow** **G-1732**



**Mosaico Crossed** (44,63 x 39,72 cm - 17,57" x 15,63") **7 mm.**  
**Object 7.0 grey natural mosaico crossed** **G-1780**



**Mosaico 5x5** (29,75 x 29,75 cm - 11,71" x 11,71") **7 mm.**  
**Object 7.0 grey natural mosaico 5x5** **G-1688**

NATURAL

NATURAL  
 DIN 51130  
 DIN **R10**  
 PTV **> 24**  
MODERATE SLIP POTENTIAL  
 BS EN 13036-4  
 UNE-ENV 12633  
 CLASE **1**

NON-SLIP  
 DIN 51130  
 DIN **R11**  
 CLASS **C**  
 DCOF **>0,42**  
 ANSIA 137.1-2012  
 PTV **> 36**  
LOW SLIP POTENTIAL  
 BS EN 13036-4  
 UNE-ENV 12633  
 CLASE **3**

SOLID 2 CM  
 DIN 51130  
 DIN **R11**  
 CLASS **C**  
 DCOF **>0,42**  
 ANSIA 137.1-2012  
 PTV **> 36**  
LOW SLIP POTENTIAL  
 BS EN 13036-4  
 UNE-ENV 12633  
 CLASE **3**

ACCESORIES Complementos	FINISHES Acabados	GROUPS / Grupos	45x90	90x90
Object 7.0 grey peldaño	NATURAL	G-303	G-559	
Object 7.0 grey peldaño ángulo	NATURAL	G-315	G-570	
Object 7.0 grey gradone	NATURAL	G-603	G-779	
Object 7.0 grey gradone ángulo	NATURAL	G-623	G-829	

PACKING LIST	SIZE CM	SIZE INCH	BOX/ PALLET	PIECE/ BOX	M2/ BOX	M2/ PALLET	SQF/ BOX	SQF/ PALLET	KG/ PALLET	KG/ BOX	KG/ PIECE
90X90 (7 MM)	89,46x89,46	35,22x35,22	20	2	1,60	32,01	17,23	344,58	610	28,851	14,288
45X90 (7 MM)	44,63x89,46	17,57x35,22	27	5	2,00	53,90	21,49	580,18	980	35,442	7,035
50x100 SOLID 2 CM	49,75x99,55	19,59x39,19	36	1	0,50	17,83	5,33	191,92	880	23,889	23,594







DIN 51130 - Test done in Object grey natural 45x90. Average test result value on March 2017. Consult specific product test result value before supplying.  
 DIN 51130 - Prueba realizada sobre el producto Object grey natural 45x90. Valor de media a fecha de marzo 2017. Consultar valor de un producto específico antes del suministro.  
 BS EN 13036-4 - Test done in Object brown natural 45x90 & Object grey non-slip 45x90. Average test result value on February 2017. Consult specific product test result value before supplying.  
 BS EN 13036-4 - Prueba realizada sobre el producto Object brown natural 45x90 & Object grey non-slip 45x90. Valor de media a fecha de febrero 2017. Consultar valor de un producto específico antes del suministro.  
 UNE-ENV 12633 - Test done in Object Brown natural 45x90 & Object Grey non-slip 45x90. Average test result value on February 2017. Consult specific product test result value before supplying.  
 UNE-ENV 12633 - Prueba realizada sobre el producto Object brown natural 45x90 & Object grey non-slip 45x90. Valor de media a fecha de febrero 2017. Consultar valor de un producto específico antes del suministro.

All sizes are rectified and without bevel edge finish.  
 Todos los formatos son rectificadas y no biselados.  
 Tiles with random shade and aspect variation.  
 Producto con alta variación cromática y destonificación en composiciones.

DIN 51130 - Test done in Object grey natural 45x90. Average test result value on March 2017. Consult specific product test result value before supplying.  
 DIN 51130 - Prueba realizada sobre el producto Object grey natural 45x90. Valor de media a fecha de marzo 2017. Consultar valor de un producto específico antes del suministro.  
 BS EN 13036-4 - Test done in Object brown natural 45x90 & Object grey non-slip 45x90. Average test result value on February 2017. Consult specific product test result value before supplying.  
 BS EN 13036-4 - Prueba realizada sobre el producto Object brown natural 45x90 & Object grey non-slip 45x90. Valor de media a fecha de febrero 2017. Consultar valor de un producto específico antes del suministro.  
 UNE-ENV 12633 - Test done in Object Brown natural 45x90 & Object Grey non-slip 45x90. Average test result value on February 2017. Consult specific product test result value before supplying.  
 UNE-ENV 12633 - Prueba realizada sobre el producto Object brown natural 45x90 & Object grey non-slip 45x90. Valor de media a fecha de febrero 2017. Consultar valor de un producto específico antes del suministro.



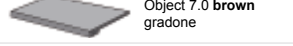
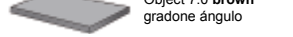
7mm



	<b>90x90</b> (89,46 x 89,46 cm - 35,22" x 35,22") <b>7 mm.</b> <b>Object 7.0 brown natural 90x90</b> <b>G-1282</b>
	<b>45x90</b> (44,63 x 89,46 cm - 17,57" x 35,22") <b>7 mm.</b> <b>Object 7.0 brown natural 45x90</b> <b>G-1186</b> <b>Object 7.0 brown non-slip 45x90</b> <b>G-1208</b>
	<b>rodapié-90</b> (7,30 x 89,46 cm - 2,87" x 35,22") <b>7 mm.</b> <b>Object 7.0 brown natural rodapié 7,5x90</b> <b>G-125</b>
	<b>Mosaico Arrow</b> (44,63 x 44,63 cm - 17,57" x 17,57") <b>7 mm.</b> <b>Object 7.0 brown natural mosaico arrow</b> <b>G-1732</b>
	<b>Mosaico Crossed</b> (44,63 x 39,72 cm - 17,57" x 15,63") <b>7 mm.</b> <b>Object 7.0 brown natural mosaico crossed</b> <b>G-1780</b>
	<b>Mosaico 5x5</b> (29,75 x 29,75 cm - 11,71" x 11,71") <b>7 mm.</b> <b>Object 7.0 brown natural mosaico 5x5</b> <b>G-1688</b>

NATURAL

NATURAL	DIN R10	PTV > 24	CLASE 1
NON-SLIP	DIN R11	CLASS C	DCOF >0,42
		PTV > 36	CLASE 3







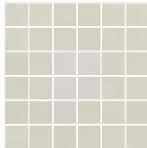
ACCESORIES Complementos	FINISHES Acabados	GROUPS / Grupos
 Object 7.0 brown peldaño	NATURAL	G-303 G-559
 Object 7.0 brown peldaño ángulo	NATURAL	G-315 G-570
 Object 7.0 brown gradone	NATURAL	G-603 G-779
 Object 7.0 brown gradone ángulo	NATURAL	G-623 G-829

PACKING LIST	SIZE CM	SIZE INCH	BOX/ PALLET	PIECE/ BOX	M2/ BOX	M2/ PALLET	SQF/ BOX	SQF/ PALLET	KG/ PALLET	KG/ BOX	KG/ PIECE
90X90 (7 MM)	89,46x89,46	35,22x35,22	20	2	1,60	32,01	17,23	344,58	610	28,851	14,288
45X90 (7 MM)	44,63x89,46	17,57x35,22	27	5	2,00	53,90	21,49	580,18	980	35,442	7,035

DIN 51130 - Test done in Object grey natural 45x90. Average test result value on March 2017. Consult specific product test result value before supplying.  
 BS EN 13036-4 - Test done in Object brown natural 45x90 & Object grey non-slip 45x90. Average test result value on February 2017. Consult specific product test result value before supplying.  
 UNE-ENV 12633 - Test done in Object Brown natural 45x90 & Object Grey non-slip 45x90. Average test result value on February 2017. Consult specific product test result value before supplying.



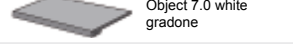
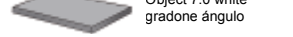
7mm



	<b>90x90</b> (89,46 x 89,46 cm - 35,22" x 35,22") <b>7 mm.</b> <b>Object 7.0 white natural 90x90</b> <b>G-1282</b>
	<b>45x90</b> (44,63 x 89,46 cm - 17,57" x 35,22") <b>7 mm.</b> <b>Object 7.0 white natural 45x90</b> <b>G-1186</b> <b>Object 7.0 white non-slip 45x90</b> <b>G-1208</b>
	<b>rodapié-90</b> (7,30 x 89,46 cm - 2,87" x 35,22") <b>7 mm.</b> <b>Object 7.0 white natural rodapié 7,5x90</b> <b>G-125</b>
	<b>SOLID 2 cm</b> (49,75 x 99,55 cm - 19,59" x 39,19") <b>20 mm.</b> <b>Object white solid 2cm 50x100</b> <b>G-1258</b>
	<b>Mosaico Arrow</b> (44,63 x 44,63 cm - 17,57" x 17,57") <b>7 mm.</b> <b>Object 7.0 white natural mosaico arrow</b> <b>G-1732</b>
	<b>Mosaico Crossed</b> (44,63 x 39,72 cm - 17,57" x 15,63") <b>7 mm.</b> <b>Object 7.0 white natural mosaico crossed</b> <b>G-1780</b>
	<b>Mosaico 5x5</b> (29,75 x 29,75 cm - 11,71" x 11,71") <b>7 mm.</b> <b>Object 7.0 white natural mosaico 5x5</b> <b>G-1688</b>

NATURAL

NATURAL	DIN R10	PTV > 24	CLASE 1
NON-SLIP	DIN R11	CLASS C	DCOF >0,42
		PTV > 36	CLASE 3


ACCESORIES Complementos	FINISHES Acabados	GROUPS / Grupos
 Object 7.0 white peldaño	NATURAL	G-303 G-559
 Object 7.0 white peldaño ángulo	NATURAL	G-315 G-570
 Object 7.0 white gradone	NATURAL	G-603 G-779
 Object 7.0 white gradone ángulo	NATURAL	G-623 G-829

PACKING LIST	SIZE CM	SIZE INCH	BOX/ PALLET	PIECE/ BOX	M2/ BOX	M2/ PALLET	SQF/ BOX	SQF/ PALLET	KG/ PALLET	KG/ BOX	KG/ PIECE
90X90 (7 MM)	89,46x89,46	35,22x35,22	20	2	1,60	32,01	17,23	344,58	610	28,851	14,288
45X90 (7 MM)	44,63x89,46	17,57x35,22	27	5	2,00	53,90	21,49	580,18	980	35,442	7,035
50x100 SOLID 2 CM	49,75x99,55	19,59x39,19	36	1	0,50	17,83	5,33	191,92	880	23,889	23,594

DIN 51130 - Test done in Object grey natural 45x90. Average test result value on March 2017. Consult specific product test result value before supplying.  
 BS EN 13036-4 - Test done in Object brown natural 45x90 & Object grey non-slip 45x90. Average test result value on February 2017. Consult specific product test result value before supplying.  
 UNE-ENV 12633 - Test done in Object Brown natural 45x90 & Object Grey non-slip 45x90. Average test result value on February 2017. Consult specific product test result value before supplying.

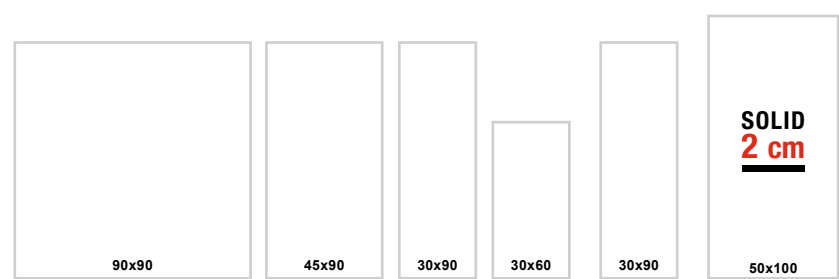
All sizes are rectified and without bevel edge finish.  
 Todos los formatos son rectificadas y no biselados.  
 Tiles with random shade and aspect variation.  
 Producto con alta variación cromática y destonificación en composiciones.

All sizes are rectified and without bevel edge finish.  
 Todos los formatos son rectificados y no biselados.  
 Tiles with random shade and aspect variation.  
 Producto con alta variación cromática y destonificación en composiciones.



# Regeneration & Nanoregeneration collection

SIZES 11 mm. 5 mm. 20 mm.




REGENERATION


3 COLOURS COLORES	4 SIZES FORMATOS	2 FINISH ACABADO	NATURAL LAPPATO	11 mm
3 COLOURS COLORES	1 SIZES FORMATOS	1 FINISH ACABADO	SOLID	20 mm
5 COLOURS COLORES	1 SIZES FORMATOS	2 FINISH ACABADO	NATURAL OVAL	5 mm

REGENERATION & NANOREGENERATION

COLORS NANOREGENERATION COLORS











SOLID  
2 cm

concrete  
cemento





product: Regeneration black lappato 90x90

REGENERATION & NANOREGENERATION WHITE

11 mm


5 mm



	<b>90x90</b> (89,46 x 89,46 cm - 35.22" x 35.22") <b>11 mm.</b>
	Regeneration white natural 90x90 <b>G-1492</b>
	Regeneration white lappato 90x90 <b>G-1506</b>
	<b>45x90</b> (44,63 x 89,46 cm - 17.57" x 35.22") <b>11 mm.</b>
	Regeneration white natural 45x90 <b>G-1284</b>
	Regeneration white lappato 45x90 <b>G-1318</b>
	<b>30x90</b> (29,69 x 89,46 cm - 11.68" x 35.22") <b>11 mm.</b>
	Regeneration white natural 30x90 <b>G-1322</b>
	Regeneration white lappato 30x90 <b>G-1362</b>
	<b>30x90</b> (29,75 x 89,46 cm - 11.68" x 35.22") <b>5 mm.</b>
	Nanoregeneration white natural 30x90 <b>G-1224</b>
	Nanoregeneration white oval 30x90 <b>G-1246</b>
	<b>30x60</b> (29,75 x 59,55 cm - 11.71" x 23.45") <b>11 mm.</b>
	Regeneration white natural 30x60 <b>G-1218</b>
	Regeneration white lappato 30x60 <b>G-1250</b>
	<b>rodapié 90</b> (7,30 x 89,46 cm - 2.87" x 35.22") <b>11 mm.</b>
	Regeneration white natural rodapié 7,5x90 <b>G-123</b>
	<b>rodapié 60</b> (7,3 x 59,55 cm - 2.87" x 23.45") <b>11 mm.</b>
	Regeneration white natural rodapié 7,5x60 <b>G-93</b>
	<b>SOLID 2 cm</b> (49,75 x 99,55 cm - 19.59" x 39.19") <b>20 mm.</b>
	Regeneration white solid 2cm 50x100 <b>G-1258</b>

NATURAL

OVAL



<b>Mosaico 2,5x2,5</b> (29,75 x 29,75 cm - 11.71" x 11.71") <b>5 mm.</b>
Nanoregeneration white natural mosaico 2,5x2,5 <b>G-1688</b>

NATURAL

DIN R10  
DIN 51130

DCOF >0,42  
ANSI A 137.1-2012

CLASE 1  
UNE-ENV 12633

LAPPATO

DIN R10  
DIN 51130

DCOF >0,42  
ANSI A 137.1-2012

CLASE 2  
UNE-ENV 12633

ACCESORIES Complementos	FINISHES Acabados	90X90	45X90	30X90	30X60
Regeneration white-peldaño	NATURAL LAPPATO	G-585 G-585	G-303 G-315	G-303 G-315	G-171 G-171
Regeneration white-peldaño ángulo	NATURAL LAPPATO	G-609 G-609	G-315 G-323	G-315 G-323	G-187 G-187
Regeneration white gradone	NATURAL LAPPATO	G-779 G-779	G-603 G-603	G-603 G-603	G-499 G-499
Regeneration white gradone ángulo	NATURAL LAPPATO	G-829 G-829	G-623 G-623	G-623 G-623	G-559 G-559

PACKING LIST	SIZE CM	SIZE INCH	BOX/ PALLET	PIECE/ BOX	M2/ PALLET	M2/ BOX	SQF/ PALLET	SQF/ BOX	KG/ PALLET	KG/ BOX	KG/ PIECE
90X90 (11 MM)	89,46x89,46	35.22x35.22	36	1	28,81	0,80	310,12	8,61	822	21,91	21,635
45X90 (11 MM)	44,63x89,46	17.57x35.22	27	3	32,34	1,20	348,11	12,89	880	31,74	10,491
30X90 (11 MM)	29,69x89,46	11.69x35.22	38	5	50,47	1,33	543,21	14,29	1404	36,34	7,21
30X90 OVAL (5 MM)	29,75x89,46	11.71x35.22	40	7	74,52	1,86	802,14	20,05	1030	25,177	3,571
30X60 NATURAL (11 MM)	29,75x59,55	11.71x23.44	40	6	42,52	1,06	457,67	11,44	1050	25,675	4,24
50x100 SOLID 2 CM	49,75x99,55	19.59x39.19	36	1	17,83	0,50	191,92	5,33	880	23,889	23,594

Test done in regeneration white lappato 90x90. Average test result value on November 2013. Consult specific product test result value before supplying. Prueba realizada sobre el producto regeneration white lappato 90x90. Valor de media a fecha Noviembre de 2013. Consultar valor de un producto específico antes del suministro.

Test done in regeneration grey natural 90x90. Average test result value on November 2013. Consult specific product test result value before supplying. Prueba realizada sobre el producto regeneration white natural 90x90. Valor de media a fecha Noviembre de 2013. Consultar valor de un producto específico antes del suministro.

All sizes are rectified and without bevel edge finish. Todos los formatos son rectificadas y no biselados. Tiles with random shade and aspect variation. Producto con alta variación cromática y destonificación en composiciones.

REGENERATION & NANOREGENERATION GREY

11 mm


5 mm



	<b>90x90</b> (89,46 x 89,46 cm - 35.22" x 35.22") <b>11 mm.</b>
	Regeneration grey natural 90x90 <b>G-1492</b>
	Regeneration grey lappato 90x90 <b>G-1506</b>
	<b>45x90</b> (44,63 x 89,46 cm - 17.57" x 35.22") <b>11 mm.</b>
	Regeneration grey natural 45x90 <b>G-1284</b>
	Regeneration grey lappato 45x90 <b>G-1318</b>
	<b>30x90</b> (29,69 x 89,46 cm - 11.68" x 35.22") <b>11 mm.</b>
	Regeneration grey natural 30x90 <b>G-1322</b>
	Regeneration grey lappato 30x90 <b>G-1362</b>
	<b>30x90</b> (29,75 x 89,46 cm - 11.68" x 35.22") <b>5 mm.</b>
	Nanoregeneration grey natural 30x90 <b>G-1224</b>
	Nanoregeneration grey oval 30x90 <b>G-1246</b>
	<b>30x60</b> (29,75 x 59,55 cm - 11.71" x 23.45") <b>11 mm.</b>
	Regeneration grey natural 30x60 <b>G-1218</b>
	Regeneration grey lappato 30x60 <b>G-1250</b>
	<b>rodapié 90</b> (7,30 x 89,46 cm - 2.87" x 35.22") <b>11 mm.</b>
	Regeneration grey natural rodapié 7,5x90 <b>G-123</b>
	<b>rodapié 60</b> (7,3 x 59,55 cm - 2.87" x 23.45") <b>11 mm.</b>
	Regeneration grey natural rodapié 7,5x60 <b>G-93</b>
	<b>SOLID 2 cm</b> (49,75 x 99,55 cm - 19.59" x 39.19") <b>20 mm.</b>
	Regeneration grey solid 2cm 50x100 <b>G-1258</b>

NATURAL

OVAL



<b>Mosaico 2,5x2,5</b> (29,75 x 29,75 cm - 11.71" x 11.71") <b>5 mm.</b>
Nanoregeneration grey natural mosaico 2,5x2,5 <b>G-1688</b>

NATURAL

DIN R10  
DIN 51130

DCOF >0,42  
ANSI A 137.1-2012

CLASE 1  
UNE-ENV 12633

LAPPATO

DIN R10  
DIN 51130

DCOF >0,42  
ANSI A 137.1-2012

CLASE 2  
UNE-ENV 12633

ACCESORIES Complementos	FINISHES Acabados	90X90	45X90	30X90	30X60
Regeneration grey-peldaño	NATURAL LAPPATO	G-585 G-585	G-303 G-315	G-303 G-315	G-171 G-171
Regeneration grey-peldaño ángulo	NATURAL LAPPATO	G-609 G-609	G-315 G-323	G-315 G-323	G-187 G-187
Regeneration grey gradone	NATURAL LAPPATO	G-779 G-779	G-603 G-603	G-603 G-603	G-499 G-499
Regeneration grey gradone ángulo	NATURAL LAPPATO	G-829 G-829	G-623 G-623	G-623 G-623	G-559 G-559

PACKING LIST	SIZE CM	SIZE INCH	BOX/ PALLET	PIECE/ BOX	M2/ PALLET	M2/ BOX	SQF/ PALLET	SQF/ BOX	KG/ PALLET	KG/ BOX	KG/ PIECE
90X90 (11 MM)	89,46x89,46	35.22x35.22	36	1	28,81	0,80	310,12	8,61	822	21,91	21,635
45X90 (11 MM)	44,63x89,46	17.57x35.22	27	3	32,34	1,20	348,11	12,89	880	31,74	10,491
30X90 (11 MM)	29,69x89,46	11.69x35.22	38	5	50,47	1,33	543,21	14,29	1404	36,34	7,21
30X90 OVAL (5 MM)	29,75x89,46	11.71x35.22	40	7	74,52	1,86	802,14	20,05	1030	25,177	3,571
30X60 NATURAL (11 MM)	29,75x59,55	11.71x23.44	40	6	42,52	1,06	457,67	11,44	1050	25,675	4,24
50x100 SOLID 2 CM	49,75x99,55	19.59x39.19	36	1	17,83	0,50	191,92	5,33	880	23,889	23,594

Test done in regeneration white lappato 90x90. Average test result value on November 2013. Consult specific product test result value before supplying. Prueba realizada sobre el producto regeneration white lappato 90x90. Valor de media a fecha Noviembre de 2013. Consultar valor de un producto específico antes del suministro.

Test done in regeneration grey natural 90x90. Average test result value on November 2013. Consult specific product test result value before supplying. Prueba realizada sobre el producto regeneration white natural 90x90. Valor de media a fecha Noviembre de 2013. Consultar valor de un producto específico antes del suministro.

All sizes are rectified and without bevel edge finish. Todos los formatos son rectificadas y no biselados. Tiles with random shade and aspect variation. Producto con alta variación cromática y destonificación en composiciones.

REGENERATION & NANOREGENERATION BLACK



11 mm


5 mm



**90x90** (89,46 x 89,46 cm - 35.22" x 35.22") **11 mm.**  
 Regeneration black natural 90x90 G-1492  
 Regeneration black lappato 90x90 G-1506




**45x90** (44,63 x 89,46 cm - 17.57" x 35.22") **11 mm.**  
 Regeneration black natural 45x90 G-1284  
 Regeneration black lappato 45x90 G-1318



**30x90** (29,69 x 89,46 cm - 11.68" x 35.22") **11 mm.**  
 Regeneration black natural 30x90 G-1322  
 Regeneration black lappato 30x90 G-1362



**30x90** (29,75 x 89,46 cm - 11.68" x 35.22") **5 mm.**  
 Nanoregeneration black natural 30x90 G-1224  
 Nanoregeneration black oval 30x90 G-1246



**30x60** (29,75 x 59,55 cm - 11.71" x 23.45") **11 mm.**  
 Regeneration black natural 30x60 G-1218  
 Regeneration black lappato 30x60 G-1250



**rodapié 90** (7,30 x 89,46 cm - 2.87" x 35.22") **11 mm.**  
 Regeneration black natural rodapié 7,5x90 G-123



**rodapié 60** (7,3 x 59,55 cm - 2.87" x 23.45") **11 mm.**  
 Regeneration black natural rodapié 7,5x60 G-93



**SOLID 2 cm** (49,75 x 99,55 cm - 19.59" x 39.19") **20 mm.**  
 Regeneration black solid 2cm 50x100 G-1258





**Mosaico 2,5x2,5** (29,75 x 29,75 cm - 11.71" x 11.71") **5 mm.**  
 Nanoregeneration black natural mosaico 2,5x2,5 G-1688

NATURAL

OVAL

NANOREGENERATION GOLD & SILVER



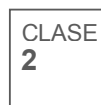
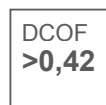
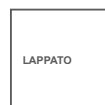

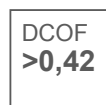
5 mm



**30x90** (29,75 x 89,46 cm - 11.71" x 35.22") **5 mm.**  
 Nanoregeneration gold oval 30x90 G-1884  
 Nanoregeneration silver oval 30x90 G-1884

GOLD OVAL

SILVER OVAL



ACCESORIES Complementos	FINISHES Acabados	90X90	45X90	30X90	30X60
Regeneration black-peldaño	NATURAL	G-585	G-303	G-303	G-171
	LAPPATO	G-585	G-315	G-315	G-171
Regeneration black-peldaño ángulo	NATURAL	G-609	G-315	G-315	G-187
	LAPPATO	G-609	G-323	G-323	G-187
Regeneration black gradone	NATURAL	G-779	G-603	G-603	G-499
	LAPPATO	G-779	G-603	G-603	G-499
Regeneration black gradone ángulo	NATURAL	G-829	G-623	G-623	G-559
	LAPPATO	G-829	G-623	G-623	G-559

PACKING LIST	SIZE CM	SIZE INCH	BOX/ PALLET	PIECE/ BOX	M2/ PALLET	M2/ BOX	SQF/ PALLET	SQF/ BOX	KG/ PALLET	KG/ BOX	KG/ PIECE
90X90 (11 MM)	89,46x89,46	35.22x35.22	36	1	28,81	0,80	310,12	8,61	822	21,91	21,635
45X90 (11 MM)	44,63x89,46	17.57x35.22	27	3	32,34	1,20	348,11	12,89	880	31,74	10,491
30X90 (11 MM)	29,69x89,46	11.69x35.22	38	5	50,47	1,33	543,21	14,29	1404	36,34	7,21
30X90 OVAL (5 MM)	29,75x89,46	11.71x35.22	40	7	74,52	1,86	802,14	20,05	1030	25,177	3,571
30X60 NATURAL (11 MM)	29,75x59,55	11.71x23.44	40	6	42,52	1,06	457,67	11,44	1050	25,675	4,24
50x100 SOLID 2 CM	49,75x99,55	19.59x39,19	36	1	17,83	0,50	191,92	5,33	880	23,889	23,594

PACKING LIST	SIZE CM	SIZE INCH	BOX/ PALLET	PIECE/ BOX	M2/ PALLET	M2/ BOX	SQF/ PALLET	SQF/ BOX	KG/ PALLET	KG/ BOX	KG/ PIECE
30X90 ILLUSION (GOLD/SILVER) (5 MM)	29,75x89,46	11.71x35.22	20	7	37,26	1,86	401,07	20,05	516	24,673	3,499

Test done in regeneration white lappato 90x90. Average test result value on November 2013. Consult specific product test result value before supplying.  
 Prueba realizada sobre el producto regeneration white lappato 90x90. Valor de media a fecha Noviembre de 2013. Consultar valor de un producto específico antes del suministro.  
 Test done in regeneration grey natural 90x90. Average test result value on November 2013. Consult specific product test result value before supplying.  
 Prueba realizada sobre el producto regeneration white natural 90x90. Valor de media a fecha Noviembre de 2013. Consultar valor de un producto específico antes del suministro.

⚠️ PRODUCTS TO BE CLEANED WITH PH NEUTRAL / LIMPIAR CON PRODUCTOS PH NEUTROS  
 All sizes are rectified and without bevel edge finish. Todos los formatos son rectificadas y no biselados. Producto con alta variación cromática y destonificación en composiciones.

REGENERATION 11 mm



White G-179




Grey G-179




Black G-179

Circle moon (Ø 25 cm-9.84")



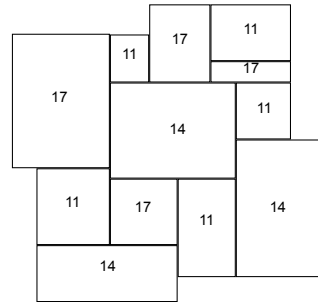
Decor moon 45x90 (44,63 x 89,46 cm - 17.57" x 35.22")  
Regeneration white natural decor moon 45x90 G-1884



Decor moon 45x90 (44,63 x 89,46 cm - 17.57" x 35.22")  
Regeneration grey natural decor moon 45x90 G-1884



Decor moon 45x90 (44,63 x 89,46 cm - 17.57" x 35.22")  
Regeneration black natural decor moon 45x90 G-1884



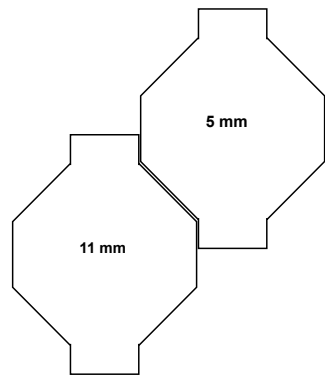
Mosaico brick (28,79 x 28,79 cm - 11.33" x 11.33")  
Regeneration white natural mosaico brick G-1942



Mosaico brick (28,79 x 28,79 cm - 11.33" x 11.33")  
Regeneration grey natural mosaico brick G-1942



Mosaico brick (28,79 x 28,79 cm - 11.33" x 11.33")  
Regeneration black natural mosaico brick G-1942



Mosaico link (14,26 x 28,75 cm - 5.56" x 11.21")  
Nanoregeneration white natural link G-1780



Mosaico link (14,26 x 28,75 cm - 5.56" x 11.21")  
Nanoregeneration grey natural link G-1780



Mosaico link (14,26 x 28,75 cm - 5.56" x 11.21")  
Nanoregeneration black natural link G-1780



15x90 Ramp (14,74 x 89,46 cm - 5.81" x 35.22")  
Regeneration white natural lista 15x90 ramp G-1638



15x90 Ramp (14,74 x 89,46 cm - 5.81" x 35.22")  
Regeneration grey natural lista 15x90 ramp G-1638



15x90 Ramp (14,74 x 89,46 cm - 5.81" x 35.22")  
Regeneration black natural lista 15x90 ramp G-1638

All sizes are rectified and without bevel edge finish.  
Todos los formatos son rectificadas y no biselados.  
Tiles with random shade and aspect variation.  
Producto con alta variación cromática y destonificación en composiciones.



product: Regeneration grey natural decor moon 45x90 / Regeneration grey natural circle moon



product: Regeneration white natural mosaico brick

# Nanoarea 7.0 collection


concrete  
cemento



SIZES

7 mm.

COLORS



90x90



45x90



22.5x90

4 COLOURS COLORES	3 SIZES FORMATOS	2 FINISH ACABADO	BAGNATO RETICOLATO	 7 mm
-------------------------	------------------------	------------------------	-----------------------	----------

BLACK	BROWN	TAUPE	WHITE



product: Nanoarea 7.0 brown bagnato 90x90



product: Nanoarea 7.0 black reticolato 45x90








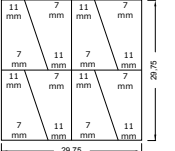

product: Nanoarea 7.0 brown bagnato mosaico brick, Nanoarea 7.0 brown bagnato 45x90, Nanoarea 7.0 brown bagnato mosaico 5x5



product: Nanoarea 7.0 white bagnato 90x90













	<b>90x90</b> (89,46 x 89,46 cm - 35.22" x 35.22") <b>7 mm.</b> <b>Nanoarea 7.0 brown bagnato 90x90</b> <b>G-1372</b>
	<b>45x90</b> (44,63 x 89,46 cm - 17.57" x 35.22") <b>7 mm.</b> <b>Nanoarea 7.0 brown bagnato 45x90</b> <b>G-1250</b> <b>Nanoarea 7.0 brown reticolato 45x90</b> <b>G-1250</b>
	<b>22,5x90</b> (22,21 x 89,46 cm - 8.75" x 35.22") <b>7 mm.</b> <b>Nanoarea 7.0 brown bagnato 22,5x90</b> <b>G-1342</b>
	<b>rodapié-90</b> (7,30 x 89,46 cm - 2.87" x 35.22") <b>7 mm.</b> <b>Nanoarea 7.0 brown bagnato rodapié 7,5x90</b> <b>G-125</b>
	<b>Mosaico brick</b> (29,75 x 29,75 cm - 11.71" x 11.71") <b>7 mm.</b> <b>Nanoarea 7.0 brown bagnato mosaico brick</b> <b>G-1850</b>
	<b>Decor ramp</b> (22,21 x 89,46 cm - 8.74" x 35.22") <b>7 mm.</b> <b>Nanoarea 7.0 brown bagnato tetris</b> <b>G-1708</b>
	<b>Mosaico 5x5</b> (29,75 x 29,75 cm - 11.71" x 11.71") <b>7 mm.</b> <b>Nanoarea 7.0 brown bagnato mosaico 5x5</b> <b>G-1638</b>

BAGNATO

				
---	---	---	---	---






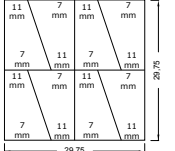

ACCESORIES Complementos	FINISHES Acabados	GROUPS / Grupos 45x90 90x90
 Nanoarea 7.0 brown peldaño	 0.291%±2% 7.4 mm ±2%	BAGNATO G-303 G-559
 Nanoarea 7.0 brown peldaño ángulo	 0.291%±2% 7.4 mm ±2%	BAGNATO G-315 G-570
 Nanoarea 7.0 brown gradone	 1.165%±3% 29.6 mm ±3% 1.299%±3% 33 mm ±3%	BAGNATO G-603 G-779
 Nanoarea 7.0 brown gradone ángulo	 1.165%±3% 29.6 mm ±3% 1.299%±3% 33 mm ±3%	BAGNATO G-623 G-829

PACKING LIST	SIZE CM	SIZE INCH	BOX/ PALLET	PIECE/ BOX	M2/ BOX	M2/ PALLET	SQF/ BOX	SQF/ PALLET	KG/ PALLET	KG/ BOX	KG/ PIECE
90X90 (7 MM)	89,46x89,46	35,22x35,22	20	2	1,60	32,01	17,23	344,58	610	28,851	14,288
45X90 (7 MM)	44,63x89,46	17,57x35,22	27	5	2,00	53,90	21,49	580,18	980	35,442	7,035
22,5X90 (7 MM)	22,21x89,46	8,74x35,22	36	8	57,22	1,59	615,95	17,11	1041	28,285	3,5

DIN 51130 - Test done in Nanoarea 7.0 taupe bagnato 45x90. Average test result value on March 2016. Consult specific product test result value before supplying.  
 DIN 51130 - Prueba realizada sobre el producto Nanoarea 7.0 taupe bagnato 45x90. Valor de media a fecha de marzo de 2016. Consultar valor de un producto específico antes del suministro.  
 ANSI A137.1 S-9.6.1 - Test done in Nanoarea 7.0 taupe bagnato 45x90. Average test result value on March 2016. Consult specific product test result value before supplying.  
 ANSI A137.1 S-9.6.1 - Prueba realizada sobre el producto Nanoarea 7.0 taupe bagnato 45x90. Valor de media a fecha de marzo de 2016. Consultar valor de un producto específico antes del suministro.  
 UNE-ENV 12633 - Test done in Nanoarea 7.0 taupe bagnato 45x90. Average test result value on March 2016. Consult specific product test result value before supplying.  
 UNE-ENV 12633 - Prueba realizada sobre el producto Nanoarea 7.0 taupe bagnato 45x90. Valor de media a fecha de marzo de 2016. Consultar valor de un producto específico antes del suministro.  
 BS EN 7976-2 - Test done in Nanoarea 7.0 white bagnato. Average test result value on February 2017. Consult specific product test result value before supplying.  
 BS EN 7976-2 - Prueba realizada sobre el producto Nanoarea 7.0 white bagnato. Valor de media a fecha de Febrero de 2017. Consultar valor de un producto específico antes del suministro.









All sizes are rectified and without bevel edge finish.  
 Todos los formatos son rectificadas y no biselados.  
 Tiles with random shade and aspect variation.  
 Producto con alta variación cromática y destonificación en composiciones.



	<b>90x90</b> (89,46 x 89,46 cm - 35.22" x 35.22") <b>7 mm.</b> <b>Nanoarea 7.0 taupe bagnato 90x90</b> <b>G-1372</b>
	<b>45x90</b> (44,63 x 89,46 cm - 17.57" x 35.22") <b>7 mm.</b> <b>Nanoarea 7.0 taupe bagnato 45x90</b> <b>G-1250</b> <b>Nanoarea 7.0 taupe reticolato 45x90</b> <b>G-1250</b>
	<b>22,5x90</b> (22,21 x 89,46 cm - 8.75" x 35.22") <b>7 mm.</b> <b>Nanoarea 7.0 taupe bagnato 22,5x90</b> <b>G-1342</b>
	<b>rodapié-90</b> (7,30 x 89,46 cm - 2.87" x 35.22") <b>7 mm.</b> <b>Nanoarea 7.0 brown bagnato rodapié 7,5x90</b> <b>G-125</b>
	<b>Mosaico brick</b> (29,75 x 29,75 cm - 11.71" x 11.71") <b>7 mm.</b> <b>Nanoarea 7.0 taupe bagnato mosaico brick</b> <b>G-1850</b>
	<b>Decor ramp</b> (22,21 x 89,46 cm - 8.74" x 35.22") <b>7 mm.</b> <b>Nanoarea 7.0 taupe bagnato tetris</b> <b>G-1708</b>
	<b>Mosaico 5x5</b> (29,75 x 29,75 cm - 11.71" x 11.71") <b>7 mm.</b> <b>Nanoarea 7.0 taupe bagnato mosaico 5x5</b> <b>G-1638</b>

BAGNATO

				
---	---	---	---	---






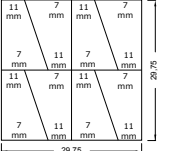

ACCESORIES Complementos	FINISHES Acabados	GROUPS / Grupos 45x90 90x90
 Nanoarea 7.0 taupe peldaño	 0.291%±2% 7.4 mm ±2%	BAGNATO G-303 G-559
 Nanoarea 7.0 taupe peldaño ángulo	 0.291%±2% 7.4 mm ±2%	BAGNATO G-315 G-570
 Nanoarea 7.0 taupe gradone	 1.165%±3% 29.6 mm ±3% 1.299%±3% 33 mm ±3%	BAGNATO G-603 G-779
 Nanoarea 7.0 taupe gradone ángulo	 1.165%±3% 29.6 mm ±3% 1.299%±3% 33 mm ±3%	BAGNATO G-623 G-829

PACKING LIST	SIZE CM	SIZE INCH	BOX/ PALLET	PIECE/ BOX	M2/ BOX	M2/ PALLET	SQF/ BOX	SQF/ PALLET	KG/ PALLET	KG/ BOX	KG/ PIECE
90X90 (7 MM)	89,46x89,46	35,22x35,22	20	2	1,60	32,01	17,23	344,58	610	28,851	14,288
45X90 (7 MM)	44,63x89,46	17,57x35,22	27	5	2,00	53,90	21,49	580,18	980	35,442	7,035
22,5X90 (7 MM)	22,21x89,46	8,74x35,22	36	8	57,22	1,59	615,95	17,11	1041	28,285	3,5

DIN 51130 - Test done in Nanoarea 7.0 taupe bagnato 45x90. Average test result value on March 2016. Consult specific product test result value before supplying.  
 DIN 51130 - Prueba realizada sobre el producto Nanoarea 7.0 taupe bagnato 45x90. Valor de media a fecha de marzo de 2016. Consultar valor de un producto específico antes del suministro.  
 ANSI A137.1 S-9.6.1 - Test done in Nanoarea 7.0 taupe bagnato 45x90. Average test result value on March 2016. Consult specific product test result value before supplying.  
 ANSI A137.1 S-9.6.1 - Prueba realizada sobre el producto Nanoarea 7.0 taupe bagnato 45x90. Valor de media a fecha de marzo de 2016. Consultar valor de un producto específico antes del suministro.  
 UNE-ENV 12633 - Test done in Nanoarea 7.0 taupe bagnato 45x90. Average test result value on March 2016. Consult specific product test result value before supplying.  
 UNE-ENV 12633 - Prueba realizada sobre el producto Nanoarea 7.0 taupe bagnato 45x90. Valor de media a fecha de marzo de 2016. Consultar valor de un producto específico antes del suministro.  
 BS EN 7976-2 - Test done in Nanoarea 7.0 white bagnato. Average test result value on February 2017. Consult specific product test result value before supplying.  
 BS EN 7976-2 - Prueba realizada sobre el producto Nanoarea 7.0 white bagnato. Valor de media a fecha de Febrero de 2017. Consultar valor de un producto específico antes del suministro.









All sizes are rectified and without bevel edge finish.  
 Todos los formatos son rectificadas y no biselados.  
 Tiles with random shade and aspect variation.  
 Producto con alta variación cromática y destonificación en composiciones.



	<b>90x90</b> (89,46 x 89,46 cm - 35.22" x 35.22") <b>7 mm.</b> <b>Nanoarea 7.0 white bagnato 90x90</b> <b>G-1372</b>
	<b>45x90</b> (44,63 x 89,46 cm - 17.57" x 35.22") <b>7 mm.</b> <b>Nanoarea 7.0 white bagnato 45x90</b> <b>G-1250</b> <b>Nanoarea 7.0 white reticolato 45x90</b> <b>G-1250</b>
	<b>22,5x90</b> (22,21 x 89,46 cm - 8.75" x 35.22") <b>7 mm.</b> <b>Nanoarea 7.0 white bagnato 22,5x90</b> <b>G-1342</b>
	<b>rodapié-90</b> (7,30 x 89,46 cm - 2.87" x 35.22") <b>7 mm.</b> <b>Nanoarea 7.0 brown bagnato rodapié 7,5x90</b> <b>G-125</b>
	<b>Mosaico brick</b> (29,75 x 29,75 cm - 11.71" x 11.71") <b>7 mm.</b> <b>Nanoarea 7.0 white bagnato mosaico brick</b> <b>G-1850</b>
	<b>Decor ramp</b> (22,21 x 89,46 cm - 8.74" x 35.22") <b>7 mm.</b> <b>Nanoarea 7.0 white bagnato tetris</b> <b>G-1708</b>
	<b>Mosaico 5x5</b> (29,75 x 29,75 cm - 11.71" x 11.71") <b>7 mm.</b> <b>Nanoarea 7.0 white bagnato mosaico 5x5</b> <b>G-1638</b>

BAGNATO

				
---	---	---	---	---

ACCESORIES Complementos	FINISHES Acabados	GROUPS / Grupos 45x90 90x90
 Nanoarea 7.0 white peldaño	 BAGNATO	G-303 G-559
 Nanoarea 7.0 white peldaño ángulo	 BAGNATO	G-315 G-570
 Nanoarea 7.0 white gradone	 BAGNATO	G-603 G-779
 Nanoarea 7.0 white gradone ángulo	 BAGNATO	G-623 G-829

PACKING LIST	SIZE CM	SIZE INCH	BOX/ PALLET	PIECE/ BOX	M2/ BOX	M2/ PALLET	SQF/ BOX	SQF/ PALLET	KG/ PALLET	KG/ BOX	KG/ PIECE
90X90 (7 MM)	89,46x89,46	35,22x35,22	20	2	1,60	32,01	17,23	344,58	610	28,851	14,288
45X90 (7 MM)	44,63x89,46	17,57x35,22	27	5	2,00	53,90	21,49	580,18	980	35,442	7,035
22,5X90 (7 MM)	22,21x89,46	8,74x35,22	36	8	57,22	1,59	615,95	17,11	1041	28,285	3,5

DIN 51130 - Test done in Nanoarea 7.0 taupe bagnato 45x90. Average test result value on March 2016. Consult specific product test result value before supplying.  
 DIN 51130 - Prueba realizada sobre el producto Nanoarea 7.0 taupe bagnato 45x90. Valor de media a fecha de marzo de 2016. Consultar valor de un producto específico antes del suministro.  
 ANSI A137.1 S-9.6.1 - Test done in Nanoarea 7.0 taupe bagnato 45x90. Average test result value on March 2016. Consult specific product test result value before supplying.  
 ANSI A137.1 S-9.6.1 - Prueba realizada sobre el producto Nanoarea 7.0 taupe bagnato 45x90. Valor de media a fecha de marzo de 2016. Consultar valor de un producto específico antes del suministro.  
 UNE-ENV 12633 - Test done in Nanoarea 7.0 taupe bagnato 45x90. Average test result value on March 2016. Consult specific product test result value before supplying.  
 UNE-ENV 12633 - Prueba realizada sobre el producto Nanoarea 7.0 taupe bagnato 45x90. Valor de media a fecha de marzo de 2016. Consultar valor de un producto específico antes del suministro.  
 BS EN 7976-2 - Test done in Nanoarea 7.0 white bagnato. Average test result value on February 2017. Consult specific product test result value before supplying.  
 BS EN 7976-2 - Prueba realizada sobre el producto Nanoarea 7.0 white bagnato. Valor de media a fecha de Febrero de 2017. Consultar valor de un producto específico antes del suministro.









All sizes are rectified and without bevel edge finish.  
 Todos los formatos son rectificadas y no biselados.  
 Tiles with random shade and aspect variation.  
 Producto con alta variación cromática y destonificación en composiciones.



	<b>90x90</b> (89,46 x 89,46 cm - 35.22" x 35.22") <b>7 mm.</b> <b>Nanoarea 7.0 black bagnato 90x90</b> <b>G-1372</b>
	<b>45x90</b> (44,63 x 89,46 cm - 17.57" x 35.22") <b>7 mm.</b> <b>Nanoarea 7.0 black bagnato 45x90</b> <b>G-1250</b> <b>Nanoarea 7.0 black reticolato 45x90</b> <b>G-1250</b>
	<b>22,5x90</b> (22,21 x 89,46 cm - 8.75" x 35.22") <b>7 mm.</b> <b>Nanoarea 7.0 black bagnato 22,5x90</b> <b>G-1342</b>
	<b>rodapié-90</b> (7,30 x 89,46 cm - 2.87" x 35.22") <b>7 mm.</b> <b>Nanoarea 7.0 black bagnato rodapié 7,5x90</b> <b>G-125</b>
	<b>Mosaico brick</b> (29,75 x 29,75 cm - 11.71" x 11.71") <b>7 mm.</b> <b>Nanoarea 7.0 black bagnato mosaico brick</b> <b>G-1850</b>
	<b>Decor ramp</b> (22,21 x 89,46 cm - 8.74" x 35.22") <b>7 mm.</b> <b>Nanoarea 7.0 black bagnato tetris</b> <b>G-1708</b>
	<b>Mosaico 5x5</b> (29,75 x 29,75 cm - 11.71" x 11.71") <b>7 mm.</b> <b>Nanoarea 7.0 black bagnato mosaico 5x5</b> <b>G-1638</b>

BAGNATO

				
---	---	---	---	---

ACCESORIES Complementos	FINISHES Acabados	GROUPS / Grupos 45x90 90x90
 Nanoarea 7.0 black peldaño	 BAGNATO	G-303 G-559
 Nanoarea 7.0 black peldaño ángulo	 BAGNATO	G-315 G-570
 Nanoarea 7.0 black gradone	 BAGNATO	G-603 G-779
 Nanoarea 7.0 black gradone ángulo	 BAGNATO	G-623 G-829

PACKING LIST	SIZE CM	SIZE INCH	BOX/ PALLET	PIECE/ BOX	M2/ BOX	M2/ PALLET	SQF/ BOX	SQF/ PALLET	KG/ PALLET	KG/ BOX	KG/ PIECE
90X90 (7 MM)	89,46x89,46	35,22x35,22	20	2	1,60	32,01	17,23	344,58	610	28,851	14,288
45X90 (7 MM)	44,63x89,46	17,57x35,22	27	5	2,00	53,90	21,49	580,18	980	35,442	7,035
22,5X90 (7 MM)	22,21x89,46	8,74x35,22	36	8	57,22	1,59	615,95	17,11	1041	28,285	3,5

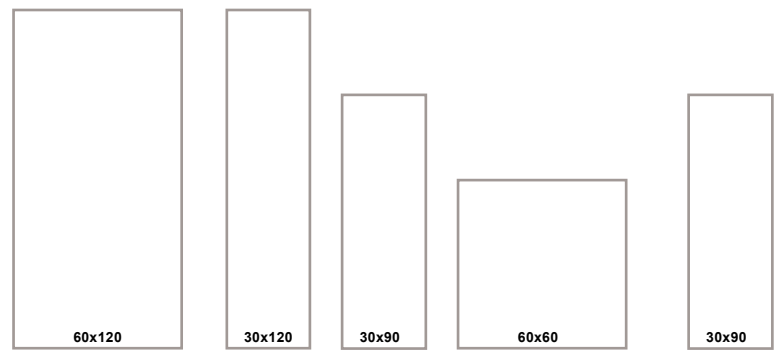
DIN 51130 - Test done in Nanoarea 7.0 taupe bagnato 45x90. Average test result value on March 2016. Consult specific product test result value before supplying.  
 DIN 51130 - Prueba realizada sobre el producto Nanoarea 7.0 taupe bagnato 45x90. Valor de media a fecha de marzo de 2016. Consultar valor de un producto específico antes del suministro.  
 ANSI A137.1 S-9.6.1 - Test done in Nanoarea 7.0 taupe bagnato 45x90. Average test result value on March 2016. Consult specific product test result value before supplying.  
 ANSI A137.1 S-9.6.1 - Prueba realizada sobre el producto Nanoarea 7.0 taupe bagnato 45x90. Valor de media a fecha de marzo de 2016. Consultar valor de un producto específico antes del suministro.  
 UNE-ENV 12633 - Test done in Nanoarea 7.0 taupe bagnato 45x90. Average test result value on March 2016. Consult specific product test result value before supplying.  
 UNE-ENV 12633 - Prueba realizada sobre el producto Nanoarea 7.0 taupe bagnato 45x90. Valor de media a fecha de marzo de 2016. Consultar valor de un producto específico antes del suministro.  
 BS EN 7976-2 - Test done in Nanoarea 7.0 white bagnato. Average test result value on February 2017. Consult specific product test result value before supplying.  
 BS EN 7976-2 - Prueba realizada sobre el producto Nanoarea 7.0 white bagnato. Valor de media a fecha de Febrero de 2017. Consultar valor de un producto específico antes del suministro.

All sizes are rectified and without bevel edge finish.  
 Todos los formatos son rectificadas y no biselados.  
 Tiles with random shade and aspect variation.  
 Producto con alta variación cromática y destonificación en composiciones.

# Forma & Nanoforma collection



SIZES 7 mm. 5 mm.



<b>FORMA</b>	<b>4</b>	<b>4</b>	<b>2</b>	STUCCATO PATINATO	
COLOURS COLORES	SIZES FORMATOS	FINISH ACABADO			11 mm
<b>NANOFORMA</b>	<b>6</b>	<b>1</b>	<b>2</b>	NATURAL ILLUSION	
COLOURS COLORES	SIZES FORMATOS	FINISH ACABADO			5 mm

FORMA & NANOFORMA COLORS NANOFORMA COLORS









FORMA & NANOFORMA TAUPE

5 mm / 11 mm



	<b>60x120</b> (59,55 x 119,3 cm - 23.45" x 46.97") <b>11 mm.</b> Forma taupe patinado 60x120 <b>G-1434</b>
	<b>30x120</b> (29,75 x 119,3 cm - 11.71" x 46.97") <b>11 mm.</b> Forma taupe patinado 30x120 <b>G-1482</b>
	<b>30x90</b> (29,75 x 89,46 cm - 11.71" x 35.22") <b>5 mm.</b> Nanoforma taupe natural 30x90 <b>G-1224</b>
	<b>listas mix</b> (total 29,75x89,46cm-11.71"x35.22") <b>5 mm.</b> Nanoforma taupe natural 15x90/10x90/5x90 <b>G-1346</b>
	<b>60x60</b> (59,55 x 59,55 cm - 23.45" x 23.45") <b>11 mm.</b> Forma taupe patinado 60x60 <b>G-1218</b>
	<b>20x60</b> (19,71 x 59,55 cm - 7.76" x 23.45") <b>11 mm.</b> Forma taupe patinado 20x60 <b>G-1314</b>
	<b>rodapié 7,5x60</b> (7,3x59,55cm-2.87"x23.45") <b>11 mm.</b> Forma taupe patinado rodapié 7,5x60 <b>G-93</b>

	<b>Mosaico 2,5x2,5</b> (29,75 x 29,75 cm - 11.71" x 11.71") <b>5 mm.</b> Nanoforma taupe natural mosaico 2,5x2,5 <b>G-1708</b>
--	---

	<b>Mosaico brick</b> (46,4 x 58 - 18.26" x 22.83") <b>5 mm.</b> Nanoforma taupe natural mosaico brick <b>G-1942</b>
--	--

	<b>Hexagon decor</b> (44,6x51,50cm-17.56"x20.27") <b>11 mm.</b> Forma taupe patinado hexagono decor <b>G-1708</b>
--	--

NATURAL

PATINATO  
STUCCATO

**DIN R10**  
DIN 51130

**CLASE 1**  
UNE-ENV 12633

**PTV > 24**  
MODERATE SLIP POTENTIAL  
BS EN 13036-4

ACCESORIES Complementos	FINISHES Acabados	GROUPS / Grupos	30X120	60X60
Forma taupe peldaño	PATINATO	G-501	G-235	
Forma taupe peldaño ángulo	PATINATO	G-515	G-251	
Forma taupe gradone	PATINATO	G-767	G-543	
Forma taupe gradone ángulo	PATINATO	G-779	G-603	

PACKING LIST	SIZE CM	SIZE INCH	BOX/ PALLET	PIECE/ BOX	M2/ PALLET	M2/ BOX	SQF/ PALLET	SQF/ BOX	KG/ PALLET	KG/ BOX	KG/ PIECE
60X120 (11 MM)	59,55x119,3	23.44x46.97	50	1	35,52	0,71	382,35	7,65	1000	19,54	19,18
30X120 (11 MM)	29,67x119,3	11.68x46.97	36	3	38,23	1,06	411,49	11,43	1029	27,945	9,2
30X90 (5 MM)	29,75x89,46	11.71x35.22	40	8	85,17	2,13	916,73	22,92	1150	28,172	3,499
60X60 (11 MM)	59,55x59,55	23.44x23.44	30	3	31,92	1,06	343,54	11,45	796	25,755	8,5
20X60 (11 MM)	19,71x59,55	7.76x23.44	36	9	38,03	1,06	409,34	11,37	941	25,51	2,81

Test done in Forma marfil stuccato 60x60. Average test result value on March 2015.  
Consult specific product test result value before supplying.  
Prueba realizada sobre el producto Forma marfil stuccato 60x60. Valor de media a fecha de marzo de 2015.  
Consultar valor de un producto específico antes del suministro.

All sizes are rectified and without bevel edge finish.  
Todos los formatos son rectificadas y no biselados.  
Tiles with random shade and aspect variation.  
Producto con alta variación cromática y destonificación en composiciones.

FORMA & NANOFORMA MARFIL

5 mm / 11 mm



NATURAL

PATINATO  
STUCCATO

**DIN R10**  
DIN 51130

**CLASE 1**  
UNE-ENV 12633

**PTV > 24**  
MODERATE SLIP POTENTIAL  
BS EN 13036-4

ACCESORIES Complementos	FINISHES Acabados	GROUPS / Grupos	30X120	60X60
Forma marfil peldaño	PATINATO	G-501	G-235	
Forma marfil peldaño ángulo	PATINATO	G-515	G-251	
Forma marfil gradone	PATINATO	G-767	G-543	
Forma marfil gradone ángulo	PATINATO	G-779	G-603	

PACKING LIST	SIZE CM	SIZE INCH	BOX/ PALLET	PIECE/ BOX	M2/ PALLET	M2/ BOX	SQF/ PALLET	SQF/ BOX	KG/ PALLET	KG/ BOX	KG/ PIECE
60X120 (11 MM)	59,55x119,3	23.44x46.97	50	1	35,52	0,71	382,35	7,65	1000	19,54	19,18
30X120 (11 MM)	29,67x119,3	11.68x46.97	36	3	38,23	1,06	411,49	11,43	1029	27,945	9,2
30X90 (5 MM)	29,75x89,46	11.71x35.22	40	8	85,17	2,13	916,73	22,92	1150	28,172	3,499
60X60 (11 MM)	59,55x59,55	23.44x23.44	30	3	31,92	1,06	343,54	11,45	796	25,755	8,5
20X60 (11 MM)	19,71x59,55	7.76x23.44	36	9	38,03	1,06	409,34	11,37	941	25,51	2,81

Test done in Forma marfil stuccato 60x60. Average test result value on March 2015.  
Consult specific product test result value before supplying.  
Prueba realizada sobre el producto Forma marfil stuccato 60x60. Valor de media a fecha de marzo de 2015.  
Consultar valor de un producto específico antes del suministro.

All sizes are rectified and without bevel edge finish.  
Todos los formatos son rectificadas y no biselados.  
Tiles with random shade and aspect variation.  
Producto con alta variación cromática y destonificación en composiciones.

FORMA & NANOFORMA WHITE

5 mm / 11 mm



5 mm / 11 mm




**60x120** (59,55 x 119,3 cm - 23.45" x 46.97") **11 mm.**  
 Forma white patinato 60x120 G-1434  
 Forma white stuccato 60x120 G-1456




**30x120** (29,75 x 119,3 cm - 11.71" x 46.97") **11 mm.**  
 Forma white patinato 30x120 G-1482  
 Forma white stuccato 30x120 G-1496



**30x90** (29,75 x 89,46 cm - 11.71" x 35.22") **5 mm.**  
 Nanoforma white natural 30x90 G-1224  
 Nanoforma white illusion 30x90 G-1246




**listas mix** (total 29,75x89,46cm-11.71"x35.22") **5 mm.**  
 Nanoforma white natural 15x90/10x90/5x90 G-1346



**60x60** (59,55 x 59,55 cm - 23.45" x 23.45") **11 mm.**  
 Forma white patinato 60x60 G-1218  
 Forma white stuccato 60x60 G-1250



**20x60** (19,71 x 59,55 cm - 7.76" x 23.45") **11 mm.**  
 Forma white patinato 20x60 G-1314  
 Forma white stuccato 20x60 G-1346

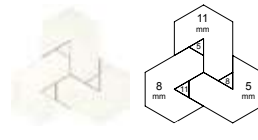


**rodapié 7,5x60** (7,3x59,55cm-2.87"x23.45") **11 mm.**  
 Forma white patinato rodapié 7,5x60 G-93  
 Forma white stuccato rodapié 7,5x60 G-95

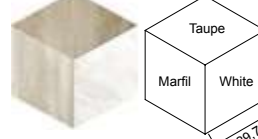


**Mosaico 5x5** (29,75x29,75cm-11.71"x11.71") **11 mm.**  
 Forma white stuccato mosaico 5x5 G-1638

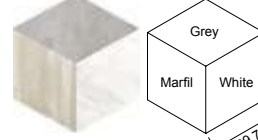
**Mosaico 2,5x2,5** (29,75 x 29,75 cm - 11.71" x 11.71") **5 mm.**  
 Nanoforma white natural mosaico 2,5x2,5 G-1708



**Mosaico brick** (46,4 x 58 - 18.26" x 22.83") **5 mm.**  
 Nanoforma white natural mosaico brick G-1942



**Hexagon decor** (44,6x51,50cm-17.56"x20.27") **11 mm.**  
 Forma white patinato hexagono decor G-1708



**Hexagon decor** (44,6x51,50cm-17.56"x20.27") **11 mm.**  
 Forma grey patinato hexagono decor G-1708

NATURAL

ILUSION



ACCESORIES Complementos	FINISHES Acabados	GROUPS / Grupos
Forma white peldaño	STUCCATO PATINATO	30X120 G-501 G-235 60X60 G-501 G-235
Forma white peldaño ángulo	STUCCATO PATINATO	G-515 G-251 G-515 G-251
Forma white gradone	STUCCATO PATINATO	G-767 G-543 G-767 G-543
Forma white gradone ángulo	STUCCATO PATINATO	G-779 G-603 G-779 G-603


PACKING LIST	SIZE CM	SIZE INCH	BOX/ PALLET	PIECE/ BOX	M2/ PALLET	M2/ BOX	SQF/ PALLET	SQF/ BOX	KG/ PALLET	KG/ BOX	KG/ PIECE
60X120 (11 MM)	59,55x119,3	23.44x46.97	50	1	35,52	0,71	382,35	7,65	1000	19,54	19,18
30X120 (11 MM)	29,67x119,3	11.68x46.97	36	3	38,23	1,06	411,49	11,43	1029	27,945	9,2
30X90 (5 MM)	29,75x89,46	11.71x35.22	40	8	85,17	2,13	916,73	22,92	1150	28,172	3,499
60X60 (11 MM)	59,55x59,55	23.44x23.44	30	3	31,92	1,06	343,54	11,45	796	25,755	8,5
20X60 (11 MM)	19,71x59,55	7.76x23.44	36	9	38,03	1,06	409,34	11,37	941	25,51	2,81

FORMA & NANOFORMA GREY

5 mm / 11 mm




**60x120** (59,55 x 119,3 cm - 23.45" x 46.97") **11 mm.**  
 Forma grey patinato 60x120 G-1434




**30x120** (29,75 x 119,3 cm - 11.71" x 46.97") **11 mm.**  
 Forma grey patinato 30x120 G-1482



**30x90** (29,75 x 89,46 cm - 11.71" x 35.22") **5 mm.**  
 Nanoforma grey natural 30x90 G-1224




**listas mix** (total 29,75x89,46cm-11.71"x35.22") **5 mm.**  
 Nanoforma grey natural 15x90/10x90/5x90 G-1346




**60x60** (59,55 x 59,55 cm - 23.45" x 23.45") **11 mm.**  
 Forma grey patinato 60x60 G-1218



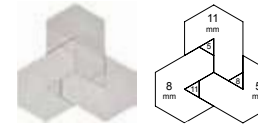
**20x60** (19,71 x 59,55 cm - 7.76" x 23.45") **11 mm.**  
 Forma grey patinato 20x60 G-1314



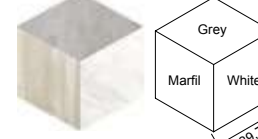
**rodapié 7,5x60** (7,3x59,55cm-2.87"x23.45") **11 mm.**  
 Forma grey patinato rodapié 7,5x60 G-93



**Mosaico 2,5x2,5** (29,75 x 29,75 cm - 11.71" x 11.71") **5 mm.**  
 Nanoforma grey natural mosaico 2,5x2,5 G-1708



**Mosaico brick** (46,4 x 58 - 18.26" x 22.83") **5 mm.**  
 Nanoforma grey natural mosaico brick G-1942



**Hexagon decor** (44,6x51,50cm-17.56"x20.27") **11 mm.**  
 Forma grey patinato hexagono decor G-1708

NATURAL



ACCESORIES Complementos	FINISHES Acabados	GROUPS / Grupos
Forma grey peldaño	STUCCATO PATINATO	30X120 G-235 G-235 60X60 G-501 G-235
Forma grey peldaño ángulo	STUCCATO PATINATO	G-515 G-251 G-515 G-251
Forma grey gradone	STUCCATO PATINATO	G-767 G-543 G-767 G-543
Forma grey gradone ángulo	STUCCATO PATINATO	G-779 G-603 G-779 G-603

PACKING LIST	SIZE CM	SIZE INCH	BOX/ PALLET	PIECE/ BOX	M2/ PALLET	M2/ BOX	SQF/ PALLET	SQF/ BOX	KG/ PALLET	KG/ BOX	KG/ PIECE
60X120 (11 MM)	59,55x119,3	23.44x46.97	50	1	35,52	0,71	382,35	7,65	1000	19,54	19,18
30X120 (11 MM)	29,67x119,3	11.68x46.97	36	3	38,23	1,06	411,49	11,43	1029	27,945	9,2
30X90 (5 MM)	29,75x89,46	11.71x35.22	40	8	85,17	2,13	916,73	22,92	1150	28,172	3,499
60X60 (11 MM)	59,55x59,55	23.44x23.44	30	3	31,92	1,06	343,54	11,45	796	25,755	8,5
20X60 (11 MM)	19,71x59,55	7.76x23.44	36	9	38,03	1,06	409,34	11,37	941	25,51	2,81

concreto cemento

All sizes are rectified and without bevel edge finish. Todos los formatos son rectificadas y no biselados. Tiles with random shade and aspect variation. Producto con alta variación cromática y destonificación en composiciones.

Test done in Forma marfil stuccato 60x60. Average test result value on March 2015. Consult specific product test result value before supplying. Prueba realizada sobre el producto Forma marfil stuccato 60x60. Valor de media a fecha de marzo de 2015. Consultar valor de un producto específico antes del suministro.

All sizes are rectified and without bevel edge finish. Todos los formatos son rectificadas y no biselados. Tiles with random shade and aspect variation. Producto con alta variación cromática y destonificación en composiciones.

Test done in Forma marfil stuccato 60x60. Average test result value on March 2015. Consult specific product test result value before supplying. Prueba realizada sobre el producto Forma marfil stuccato 60x60. Valor de media a fecha de marzo de 2015. Consultar valor de un producto específico antes del suministro.



5 mm



GOLD ILLUSION

5 mm



SILVER ILLUSION



30x90 (29,75 x 89,46 cm - 11,71" x 35,22") 5 mm.  
 Nanoforma gold illusion 30x90 G-1884  
 Nanoforma silver illusion 30x90 G-1884



PACKING LIST	SIZE CM	SIZE INCH	BOX/ PALLET	PIECE/ BOX	M2/ PALLET	M2/ BOX	SQF/ PALLET	SQF/ BOX	KG/ PALLET	KG/ BOX	KG/ PIECE
30X90 (5 MM)	29,75x89,46	11,71x35,22	40	8	85,17	2,13	916,73	22,92	1150	28,172	3,499

⚠️ PRODUCTS TO BE CLEANED WITH PH NEUTRAL / LIMPIAR CON PRODUCTOS PH NEUTROS

All sizes are rectified and without bevel edge finish.  
 Todos los formatos son rectificadas y no biselados.  
 Tiles with random shade and aspect variation.  
 Producto con alta variación cromática y destonificación en composiciones.

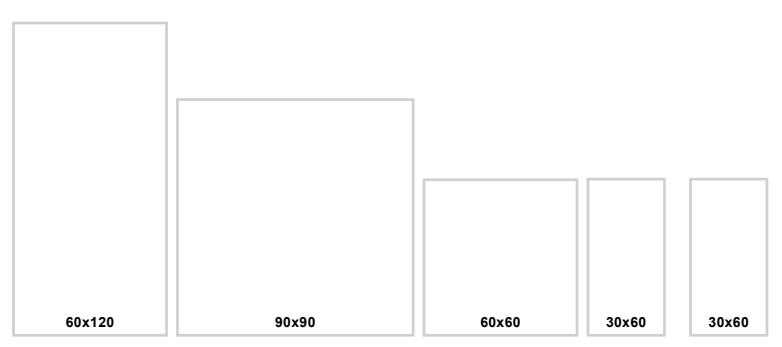
nanoforma silver illusion 30x90 - forma grey patinato 60x120

# Evolution & Nanoevolution collection

## ARTE MATERICO PARA LA ARQUITECTURA



SIZES 11 mm. 5 mm.



EVOLUTION				
8 COLOURS COLORES	4 SIZES FORMATOS	3 FINISH ACABADO	STRIATO NATURAL LAPPATO	 11 mm
NANOEVOLUTION				
9 COLOURS COLORES	2 SIZES FORMATOS	1 FINISH ACABADO	STRIATO	 5 mm

EVOLUTION & NANOEVOLUTION COLORS NANOEVOLUTION











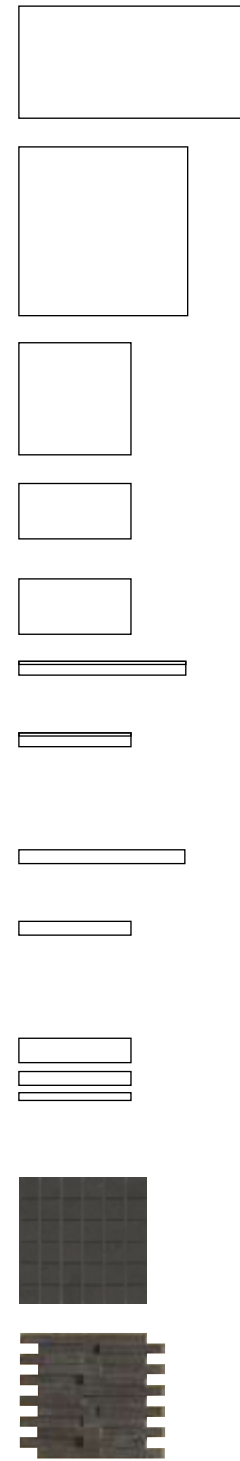
Biszro restaurant - Budapest (HUNGARY) - Architect: ADAMDESIGN STUDIO KFT. SZILAS ADÁM

product: Evolution beige natural 60x60

5 mm / 11 mm



NATURAL




<b>60x120</b> (59,55 x 119,3 cm - 23.45" x 46.97")	<b>11 mm.</b>
Evolution black natural 60x120	G-1496
<b>90X90</b> (89,46 x 89,46 cm - 35.22" x 35.22")	<b>11 mm.</b>
Evolution black natural 90x90	G-1496
<b>60x60</b> (59,55 x 59,55 cm - 23.45" x 23.45")	<b>11 mm.</b>
Evolution black lappato 60x60	G-1368
Evolution black striato 60x60	G-1330
Evolution black natural 60x60	G-1330
<b>30x60</b> (29,75 x 59,55 cm - 11.71" x 23.45")	<b>11 mm.</b>
Evolution black lappato 30x60	G-1298
Evolution black striato 30x60	G-1258
<b>30x60</b> (29,75 x 59,55 cm - 11.71" x 23.45")	<b>5 mm.</b>
Nanoevolution black striato 30x60	G-1240
rodapié <b>7,5x90</b> (7,3 x 89,46 cm - 2.87" x 35.22")	<b>11 mm.</b>
Evolution black natural rodapié 7,5x90	G-131
rodapié <b>7,5x60</b> (7,3 x 59,55 cm - 2.87" x 23.45")	<b>11 mm.</b>
Evolution black natural rodapié 7,5x60	G-99
Evolution black lappato rodapié 7,5x60	G-97
Evolution black striato rodapié 7,5x60	G-95
lista <b>7,5x90</b> (7,3 x 89,46 cm - 2.87" x 35.22")	<b>11 mm.</b>
Evolution black natural lista 7,5x90	G-115
lista <b>7,5x60</b> (7,3 x 59,55 cm - 2.87" x 23.45")	<b>11 mm.</b>
Evolution black natural lista 7,5x60	G-95
Evolution black lappato lista 7,5x60	G-93
Evolution black striato lista 7,5x60	G-91
lista mix <b>15x60 / 10x60 / 5x60</b>	<b>5 mm.</b>
(14,75 x 59,55 cm - 5.87" x 23.45")	
(9,72 x 59,55 cm - 3.83" x 23.45")	
(4,84 x 59,55 cm - 1.90" x 23.45")	
Nanevolution black striato listas mix	G-1322
Mosaico <b>5x5</b> (29,75x29,75cm-11.71"x11.71")	<b>11 mm.</b>
Evolution black lappato mosaico 5x5	G-1688
mosaico brick (29,75 x 28 cm - 11.71" x 11.02")	<b>11 mm.</b>
Evolution black striato mosaico brick	G-1822

5 mm / 11 mm



NATURAL



<b>60x120</b> (59,55 x 119,3 cm - 23.45" x 46.97")	<b>11 mm.</b>
Evolution anthracite natural 60x120	G-1496
<b>60x60</b> (59,55 x 59,55 cm - 23.45" x 23.45")	<b>11 mm.</b>
Evolution anthracite lappato 60x60	G-1368
Evolution anthracite striato 60x60	G-1330
Evolution anthracite natural 60x60	G-1330
<b>30x60</b> (29,75 x 59,55 cm - 11.71" x 23.45")	<b>11 mm.</b>
Evolution anthracite lappato 30x60	G-1298
Evolution anthracite striato 30x60	G-1258
<b>30x60</b> (29,75 x 59,55 cm - 11.71" x 23.45")	<b>5 mm.</b>
Nanoevolution anthracite striato 30x60	G-1240
rodapié <b>7,5x60</b> (7,3 x 59,55 cm - 2.87" x 23.45")	<b>11 mm.</b>
Evolution anthracite natural rodapié 7,5x60	G-99
Evolution anthracite lappato rodapié 7,5x60	G-97
Evolution anthracite striato rodapié 7,5x60	G-95
lista <b>7,5x60</b> (7,3 x 59,55 cm - 2.87" x 23.45")	<b>11 mm.</b>
Evolution anthracite natural lista 7,5x60	G-95
Evolution anthracite lappato lista 7,5x60	G-93
Evolution anthracite striato lista 7,5x60	G-91
lista mix <b>15x60 / 10x60 / 5x60</b>	<b>5 mm.</b>
(14,75 x 59,55 cm - 5.87" x 23.45")	
(9,72 x 59,55 cm - 3.83" x 23.45")	
(4,84 x 59,55 cm - 1.90" x 23.45")	
Nanevolution grey striato listas mix	G-1322
Mosaico <b>5x5</b> (29,75x29,75cm-11.71"x11.71")	<b>11 mm.</b>
Evolution anthracite lappato mosaico 5x5	G-1688
mosaico brick (29,75 x 28 cm - 11.71" x 11.02")	<b>11 mm.</b>
Evolution anthracite striato mosaico brick	G-1822

NATURAL	DIN R10 DIN 51130	DCOF >0,42 ANSI A 137.1-2012	CLASE 1 UNE-ENV 12633
STRIATO	DIN R10 DIN 51130	DCOF >0,42 ANSI A 137.1-2012	CLASS B DIN 51097
LAPPATO			CLASE 1 UNE-ENV 12633

ACCESORIES Complementos	FINISHES Acabados	GROUPS / Grupos			
		30X120	90X90	60X60	30X60
Evolution black peldaño	NATURAL	G-519	G-570	G-265	-
	LAPPATO	-	-	G-281	G-195
	STRIATO	-	-	G-265	G-171
Evolution black peldaño ángulo	NATURAL	-	-	G-281	-
	LAPPATO	-	-	G-299	G-211
	STRIATO	-	-	G-281	G-187
Evolution black gradone	NATURAL	G-795	-	G-585	-
	LAPPATO	-	-	G-585	G-499
	STRIATO	-	-	G-585	G-499
Evolution black gradone ángulo	NATURAL	-	-	G-633	-
	LAPPATO	-	-	G-633	G-559
	STRIATO	-	-	G-633	G-559

PACKING LIST	SIZE CM	SIZE INCH	BOX/ PALLET	PIECE/ BOX	M2/ PALLET	M2/ BOX	SQF/ PALLET	SQF/ BOX	KG/ PALLET	KG/ BOX	KG/ PIECE
60X120 (11 MM)	59,55x119,3	23.44x46.97	50	1	35,52	0,71	382,35	7,65	1000	19,54	19,18
90X90 (11 MM)	89,46x89,46	35.22x35.22	36	1	28,81	0,80	310,12	8,61	822	21,91	21,635
60X60 (11 MM)	59,55x59,55	23.44x23.44	30	3	31,92	1,06	343,54	11,45	796	25,755	8,5
30X60 (11 MM)	29,75x59,55	11.71x23.44	40	6	42,52	1,06	457,67	11,44	1050	25,675	4,24
30X60 (5 MM)	29,75x59,55	11.71x23.44	40	11	77,95	1,95	839,06	20,98	950	23,181	2,086

Test done in evolution white striato 60x60. Average test result value on March 2011. Consult specific product test result value before supplying. Prueba realizada sobre el producto evolution white striato 60x60. Valor de media a fecha Marzo de 2011. Consultar valor de un producto específico antes del suministro. Test done in evolution grey striato 60x60. Average test result value on February 2011. Consult specific product test result value before supplying. Prueba realizada sobre el producto evolution grey striato 60x60. Valor de media a fecha Febrero de 2011. Consultar valor de un producto específico antes del suministro.

All sizes are rectified and without bevel edge finish. Todos los formatos son rectificadas y no biselados. Tiles with random shade and aspect variation. Producto con alta variación cromática y destonificación en composiciones.

NATURAL	DIN R10 DIN 51130	DCOF >0,42 ANSI A 137.1-2012	CLASE 1 UNE-ENV 12633
STRIATO	DIN R10 DIN 51130	DCOF >0,42 ANSI A 137.1-2012	CLASS B DIN 51097
LAPPATO			CLASE 1 UNE-ENV 12633

ACCESORIES Complementos	FINISHES Acabados	GROUPS / Grupos			
		30X120	60X60	30X60	30X60
Evolution anthracite peldaño	NATURAL	G-519	G-265	-	-
	LAPPATO	-	G-281	G-195	G-171
	STRIATO	-	G-265	G-171	-
Evolution anthracite peldaño ángulo	NATURAL	-	G-281	-	-
	LAPPATO	-	G-299	G-211	G-187
	STRIATO	-	G-281	G-187	-
Evolution anthracite gradone	NATURAL	G-795	G-585	-	-
	LAPPATO	-	G-585	G-499	-
	STRIATO	-	G-585	G-499	-
Evolution anthracite gradone ángulo	NATURAL	-	G-633	-	-
	LAPPATO	-	G-633	G-559	G-559
	STRIATO	-	G-633	G-559	G-559

PACKING LIST	SIZE CM	SIZE INCH	BOX/ PALLET	PIECE/ BOX	M2/ PALLET	M2/ BOX	SQF/ PALLET	SQF/ BOX	KG/ PALLET	KG/ BOX	KG/ PIECE
60X120 (11 MM)	59,55x119,3	23.44x46.97	50	1	35,52	0,71	382,35	7,65	1000	19,54	19,18
60X60 (11 MM)	59,55x59,55	23.44x23.44	30	3	31,92	1,06	343,54	11,45	796	25,755	8,5
30X60 (11 MM)	29,75x59,55	11.71x23.44	40	6	42,52	1,06	457,67	11,44	1050	25,675	4,24
30X60 (5 MM)	29,75x59,55	11.71x23.44	40	11	77,95	1,95	839,06	20,98	950	23,181	2,086

Test done in evolution white striato 60x60. Average test result value on March 2011. Consult specific product test result value before supplying. Prueba realizada sobre el producto evolution white striato 60x60. Valor de media a fecha Marzo de 2011. Consultar valor de un producto específico antes del suministro. Test done in evolution grey striato 60x60. Average test result value on February 2011. Consult specific product test result value before supplying. Prueba realizada sobre el producto evolution grey striato 60x60. Valor de media a fecha Febrero de 2011. Consultar valor de un producto específico antes del suministro.

All sizes are rectified and without bevel edge finish. Todos los formatos son rectificadas y no biselados. Tiles with random shade and aspect variation. Producto con alta variación cromática y destonificación en composiciones.

5 mm / 11 mm



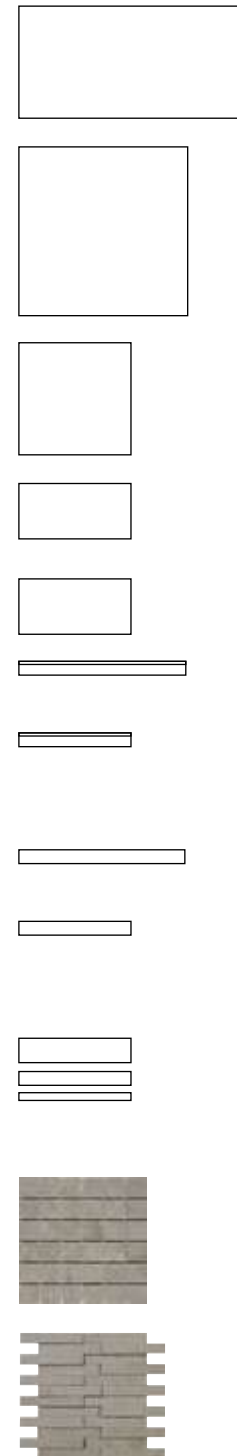
NATURAL

NATURAL	DIN R10 DIN 51130	DCOF >0,42 ANSI A 137.1-2012	CLASE 1 UNE-ENV 12633
STRIATO	DIN R10 DIN 51130	DCOF >0,42 ANSI A 137.1-2012	CLASS B DIN 51097
LAPPATO			CLASE 1 UNE-ENV 12633

Test done in evolution white striato 60x60. Average test result value on March 2011. Consult specific product test result value before supplying. Prueba realizada sobre el producto evolution white striato 60x60. Valor de media a fecha Marzo de 2011. Consultar valor de un producto específico antes del suministro.

Test done in evolution grey striato 60x60. Average test result value on February 2011. Consult specific product test result value before supplying. Prueba realizada sobre el producto evolution grey striato 60x60. Valor de media a fecha Febrero de 2011. Consultar valor de un producto específico antes del suministro.

All sizes are rectified and without bevel edge finish. Todos los formatos son rectificadas y no biselados. Tiles with random shade and aspect variation. Producto con alta variación cromática y destonificación en composiciones.




<b>60x120</b> (59,55 x 119,3 cm - 23.45" x 46.97") <b>11 mm.</b>
Evolution grey natural 60x120 <b>G-1496</b>
<b>90X90</b> (89,46 x 89,46 cm - 35.22" x 35.22") <b>11 mm.</b>
Evolution grey natural 90x90 <b>G-1496</b>
<b>60x60</b> (59,55 x 59,55 cm - 23.45" x 23.45") <b>11 mm.</b>
Evolution grey lappato 60x60 <b>G-1368</b>
Evolution grey striato 60x60 <b>G-1330</b>
Evolution grey natural 60x60 <b>G-1330</b>
<b>30x60</b> (29,75 x 59,55 cm - 11.71" x 23.45") <b>11 mm.</b>
Evolution grey lappato 30x60 <b>G-1298</b>
Evolution grey striato 30x60 <b>G-1258</b>
<b>30x60</b> (29,75 x 59,55 cm - 11.71" x 23.45") <b>5 mm.</b>
Nanoevolution grey striato 30x60 <b>G-1240</b>
rodapié <b>7,5x90</b> (7,3 x 89,46 cm - 2.87" x 35.22") <b>11 mm.</b>
Evolution grey natural rodapié 7,5x90 <b>G-131</b>
rodapié <b>7,5x60</b> (7,3 x 59,55 cm - 2.87" x 23.45") <b>11 mm.</b>
Evolution grey natural rodapié 7,5x60 <b>G-99</b>
Evolution grey lappato rodapié 7,5x60 <b>G-97</b>
Evolution grey striato rodapié 7,5x60 <b>G-95</b>
lista <b>7,5x90</b> (7,3 x 89,46 cm - 2.87" x 35.22") <b>11 mm.</b>
Evolution grey natural lista 7,5x90 <b>G-115</b>
lista <b>7,5x60</b> (7,3 x 59,55 cm - 2.87" x 23.45") <b>11 mm.</b>
Evolution grey natural lista 7,5x60 <b>G-95</b>
Evolution grey lappato lista 7,5x60 <b>G-93</b>
Evolution grey striato lista 7,5x60 <b>G-91</b>
lista mix <b>15x60 / 10x60 / 5x60</b> <b>5 mm.</b>
(14,75 x 59,55 cm - 5.87" x 23.45")
(9,72 x 59,55 cm - 3.83" x 23.45")
(4,84 x 59,55 cm - 1.90" x 23.45")
Nanoevolution grey striato listas mix <b>G-1322</b>
Mosaico <b>5x5</b> (29,75x29,75cm-11.71"x11.71") <b>11 mm.</b>
Evolution grey lappato mosaico 5x5 <b>G-1688</b>
mosaico brick (29,75 x 28 cm - 11.71" x 11.02") <b>11 mm.</b>
Evolution grey striato mosaico brick <b>G-1822</b>
Mosaico <b>5x5</b> (29,75x29,75cm-11.71"x11.71") <b>5 mm.</b>
Nanoevolution grey striato mosaico 5x5 <b>G-1688</b>

ACCESORIES Complementos	FINISHES Acabados	GROUPS / Grupos			
		30X120	90X90	60X60	30X60
Evolution grey peldaño	NATURAL	G-519	G-570	G-265	-
	LAPPATO	-	-	G-281	G-195
	STRIATO	-	-	G-265	G-171
Evolution grey peldaño ángulo	NATURAL	-	-	G-281	-
	LAPPATO	-	-	G-299	G-211
	STRIATO	-	-	G-281	G-187
Evolution grey gradone	NATURAL	G-795	-	G-585	-
	LAPPATO	-	-	G-585	G-499
	STRIATO	-	-	G-585	G-499
Evolution grey gradone ángulo	NATURAL	-	-	G-633	-
	LAPPATO	-	-	G-633	G-559
	STRIATO	-	-	G-633	G-559

PACKING LIST	SIZE CM	SIZE INCH	BOX/ PALLET	PIECE/ BOX	M2/ PALLET	M2/ BOX	SQF/ PALLET	SQF/ BOX	KG/ PALLET	KG/ BOX	KG/ PIECE
60X120 (11 MM)	59,55x119,3	23.44x46.97	50	1	35,52	0,71	382,35	7,65	1000	19,54	19,18
90X90 (11 MM)	89,46x89,46	35.22x35.22	36	1	28,81	0,80	310,12	8,61	822	21,91	21,635
60X60 (11 MM)	59,55x59,55	23.44x23.44	30	3	31,92	1,06	343,54	11,45	796	25,755	8,5
30X60 (11 MM)	29,75x59,55	11.71x23.44	40	6	42,52	1,06	457,67	11,44	1050	25,675	4,24
30X60 (5 MM)	29,75x59,55	11.71x23.44	40	11	77,95	1,95	839,06	20,98	950	23,181	2,086

5 mm / 11 mm



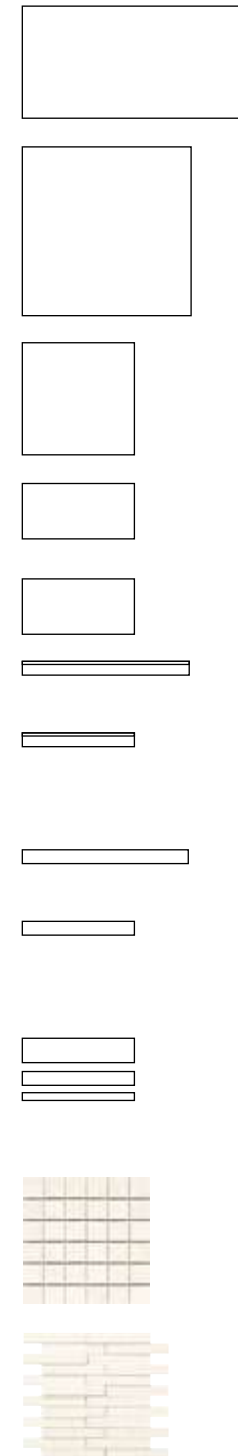
NATURAL

NATURAL	DIN R10 DIN 51130	DCOF >0,42 ANSI A 137.1-2012	CLASE 1 UNE-ENV 12633
STRIATO	DIN R10 DIN 51130	DCOF >0,42 ANSI A 137.1-2012	CLASS B DIN 51097
LAPPATO			CLASE 1 UNE-ENV 12633

Test done in evolution white striato 60x60. Average test result value on March 2011. Consult specific product test result value before supplying. Prueba realizada sobre el producto evolution white striato 60x60. Valor de media a fecha Marzo de 2011. Consultar valor de un producto específico antes del suministro.

Test done in evolution grey striato 60x60. Average test result value on February 2011. Consult specific product test result value before supplying. Prueba realizada sobre el producto evolution grey striato 60x60. Valor de media a fecha Febrero de 2011. Consultar valor de un producto específico antes del suministro.

All sizes are rectified and without bevel edge finish. Todos los formatos son rectificadas y no biselados. Tiles with random shade and aspect variation. Producto con alta variación cromática y destonificación en composiciones.




<b>60x120</b> (59,55 x 119,3 cm - 23.45" x 46.97") <b>11 mm.</b>
Evolution white natural 60x120 <b>G-1516</b>
<b>90X90</b> (89,46 x 89,46 cm - 35.22" x 35.22") <b>11 mm.</b>
Evolution white natural 90x90 <b>G-1516</b>
<b>60x60</b> (59,55 x 59,55 cm - 23.45" x 23.45") <b>11 mm.</b>
Evolution white lappato 60x60 <b>G-1410</b>
Evolution white striato 60x60 <b>G-1372</b>
Evolution white natural 60x60 <b>G-1372</b>
<b>30x60</b> (29,75 x 59,55 cm - 11.71" x 23.45") <b>11 mm.</b>
Evolution white lappato 30x60 <b>G-1330</b>
Evolution white striato 30x60 <b>G-1298</b>
<b>30x60</b> (29,75 x 59,55 cm - 11.71" x 23.45") <b>5 mm.</b>
Nanoevolution white striato 30x60 <b>G-1240</b>
rodapié <b>7,5x90</b> (7,3 x 89,46 cm - 2.87" x 35.22") <b>11 mm.</b>
Evolution white natural rodapié 7,5x90 <b>G-147</b>
rodapié <b>7,5x60</b> (7,3 x 59,55 cm - 2.87" x 23.45") <b>11 mm.</b>
Evolution white natural rodapié 7,5x60 <b>G-109</b>
Evolution white lappato rodapié 7,5x60 <b>G-99</b>
Evolution white striato rodapié 7,5x60 <b>G-97</b>
lista <b>7,5x90</b> (7,3 x 89,46 cm - 2.87" x 35.22") <b>11 mm.</b>
Evolution white natural lista 7,5x90 <b>G-119</b>
lista <b>7,5x60</b> (7,3 x 59,55 cm - 2.87" x 23.45") <b>11 mm.</b>
Evolution white natural lista 7,5x60 <b>G-99</b>
Evolution white lappato lista 7,5x60 <b>G-95</b>
Evolution white striato lista 7,5x60 <b>G-93</b>
lista mix <b>15x60 / 10x60 / 5x60</b> <b>5 mm.</b>
(14,75 x 59,55 cm - 5.87" x 23.45")
(9,72 x 59,55 cm - 3.83" x 23.45")
(4,84 x 59,55 cm - 1.90" x 23.45")
Nanoevolution white striato listas mix <b>G-1322</b>
Mosaico <b>5x5</b> (29,75x29,75cm-11.71"x11.71") <b>11 mm.</b>
Evolution white lappato mosaico 5x5 <b>G-1688</b>
mosaico brick (29,75 x 28 cm - 11.71" x 11.02") <b>11 mm.</b>
Evolution white striato mosaico brick <b>G-1822</b>

ACCESORIES Complementos	FINISHES Acabados	GROUPS / Grupos			
		30X120	90X90	60X60	30X60
Evolution anthracite peldaño	NATURAL	G-519	G-570	G-265	-
	LAPPATO	-	-	G-281	G-195
	STRIATO	-	-	G-265	G-171
Evolution anthracite peldaño ángulo	NATURAL	-	-	G-281	-
	LAPPATO	-	-	G-299	G-211
	STRIATO	-	-	G-281	G-187
Evolution anthracite gradone	NATURAL	G-795	-	G-585	-
	LAPPATO	-	-	G-585	G-499
	STRIATO	-	-	G-585	G-499
Evolution anthracite gradone ángulo	NATURAL	-	-	G-633	-
	LAPPATO	-	-	G-633	G-559
	STRIATO	-	-	G-633	G-559

PACKING LIST	SIZE CM	SIZE INCH	BOX/ PALLET	PIECE/ BOX	M2/ PALLET	M2/ BOX	SQF/ PALLET	SQF/ BOX	KG/ PALLET	KG/ BOX	KG/ PIECE
60X120 (11 MM)	59,55x119,3	23.44x46.97	50	1	35,52	0,71	382,35	7,65	1000	19,54	19,18
90X90 (11 MM)	89,46x89,46	35.22x35.22	36	1	28,81	0,80	310,12	8,61	822	21,91	21,635
60X60 (11 MM)	59,55x59,55	23.44x23.44	30	3	31,92	1,06	343,54	11,45	796	25,755	8,5
30X60 (11 MM)	29,75x59,55	11.71x23.44	40	6	42,52	1,06	457,67	11,44	1050	25,675	4,24
30X60 (5 MM)	29,75x59,55	11.71x23.44	40	11	77,95	1,95	839,06	20,98	950	23,181	2,086



5 mm / 11 mm




**60x120** (59,55 x 119,3 cm - 23.45" x 46.97") **11 mm.**  
Evolution ivory natural 60x120 G-1486



**60x60** (59,55 x 59,55 cm - 23.45" x 23.45") **11 mm.**  
Evolution ivory lappato 60x60 G-1352  
Evolution ivory striato 60x60 G-1314  
Evolution ivory natural 60x60 G-1314




**30x60** (29,75 x 59,55 cm - 11.71" x 23.45") **11 mm.**  
Evolution ivory lappato 30x60 G-1282  
Evolution ivory striato 30x60 G-1242




**30x60** (29,75 x 59,55 cm - 11.71" x 23.45") **5 mm.**  
Nanoevolution ivory striato 30x60 G-1240



**rodapié 7,5x60** (7,3 x 59,55 cm - 2.87" x 23.45") **11 mm.**  
Evolution ivory natural rodapié 7,5x60 G-103  
Evolution ivory lappato rodapié 7,5x60 G-97  
Evolution ivory striato rodapié 7,5x60 G-95



**lista 7,5x60** (7,3 x 59,55 cm - 2.87" x 23.45") **11 mm.**  
Evolution ivory natural lista 7,5x60 G-97  
Evolution ivory lappato lista 7,5x60 G-93  
Evolution ivory striato lista 7,5x60 G-91



**lista mix 15x60 / 10x60 / 5x60** **5 mm.**  
(14,75 x 59,55 cm - 5.87" x 23.45")  
(9,72 x 59,55 cm - 3.83" x 23.45")  
(4,84 x 59,55 cm - 1.90" x 23.45")  
Nanoevolution ivory striato listas mix G-1322



**Mosaico 5x5** (29,75x29,75cm-11.71"x11.71") **11 mm.**  
Evolution ivory lappato mosaico 5x5 G-1688



**mosaico brick** (29,75 x 28 cm - 11.71" x 11.02") **11 mm.**  
Evolution ivory striato mosaico brick G-1822



**Mosaico 5x5** (29,75x29,75cm-11.71"x11.71") **5 mm.**  
Nanoevolution ivory striato mosaico 5x5 G-1688

ACCESORIES Complementos	FINISHES Acabados	GROUPS / Grupos		
		30X120	60X60	30X60
Evolution ivory peldaño	NATURAL	G-519	G-265	-
	LAPPATO	-	G-281	G-195
	STRIATO	-	G-265	G-171
Evolution ivory peldaño ángulo	NATURAL	-	G-281	-
	LAPPATO	-	G-299	G-211
	STRIATO	-	G-281	G-187
Evolution ivory gradone	NATURAL	G-795	G-585	-
	LAPPATO	-	G-585	G-499
	STRIATO	-	G-585	G-499
Evolution ivory gradone ángulo	NATURAL	-	G-633	-
	LAPPATO	-	G-633	G-559
	STRIATO	-	G-633	G-559

PACKING LIST	SIZE CM	SIZE INCH	BOX/ PALLET	PIECE/ BOX	M2/ PALLET	M2/ BOX	SQF/ PALLET	SQF/ BOX	KG/ PALLET	KG/ BOX	KG/ PIECE
60X120 (11 MM)	59,55x119,3	23.44x46.97	50	1	35,52	0,71	382,35	7,65	1000	19,54	19,18
60X60 (11 MM)	59,55x59,55	23.44x23.44	30	3	31,92	1,06	343,54	11,45	796	25,755	8,5
30X60 (11 MM)	29,75x59,55	11.71x23.44	40	6	42,52	1,06	457,67	11,44	1050	25,675	4,24
30X60 (5 MM)	29,75x59,55	11.71x23.44	40	11	77,95	1,95	839,06	20,98	950	23,181	2,086

NATURAL

NATURAL

DIN  
**R10**  
DIN 51130

DCOF  
**>0,42**  
ANSI A 137.1-2012

CLASE  
**1**  
UNE-ENV 12633

STRIATO

DIN  
**R10**  
DIN 51130

DCOF  
**>0,42**  
ANSI A 137.1-2012

CLASS  
**B**  
DIN 51097

LAPPATO


CLASE  
**1**  
UNE-ENV 12633

Test done in evolution white striato 60x60. Average test result value on March 2011.  
Consult specific product test result value before supplying.  
Prueba realizada sobre el producto evolution white striato 60x60. Valor de media a fecha Marzo de 2011.  
Consultar valor de un producto específico antes del suministro.

Test done in evolution grey striato 60x60. Average test result value on February 2011.  
Consult specific product test result value before supplying.  
Prueba realizada sobre el producto evolution grey striato 60x60. Valor de media a fecha Febrero de 2011.  
Consultar valor de un producto específico antes del suministro.

All sizes are rectified and without bevel edge finish.  
Todos los formatos son rectificadas y no biselados.  
Tiles with random shade and aspect variation.  
Producto con alta variación cromática y destonificación en composiciones.


5 mm / 11 mm




**60x120** (59,55 x 119,3 cm - 23.45" x 46.97") **11 mm.**  
Evolution beige natural 60x120 G-1486



**90x90** (89,46 x 89,46 cm - 35.22" x 35.22") **11 mm.**  
Evolution beige natural 90x90 G-1486



**60x60** (59,55 x 59,55 cm - 23.45" x 23.45") **11 mm.**  
Evolution beige lappato 60x60 G-1352  
Evolution beige striato 60x60 G-1314  
Evolution beige natural 60x60 G-1314



**30x60** (29,75 x 59,55 cm - 11.71" x 23.45") **11 mm.**  
Evolution beige lappato 30x60 G-1282  
Evolution beige striato 30x60 G-1242




**30x60** (29,75 x 59,55 cm - 11.71" x 23.45") **5 mm.**  
Nanoevolution beige striato 30x60 G-1240



**rodapié 7,5x90** (7,3 x 89,46 cm - 2.87" x 35.22") **11 mm.**  
Evolution beige natural rodapié 7,5x90 G-139




**rodapié 7,5x60** (7,3 x 59,55 cm - 2.87" x 23.45") **11 mm.**  
Evolution beige natural rodapié 7,5x60 G-103  
Evolution beige lappato rodapié 7,5x60 G-97  
Evolution beige striato rodapié 7,5x60 G-95



**lista 7,5x90** (7,3 x 89,46 cm - 2.87" x 35.22") **11 mm.**  
Evolution beige natural lista 7,5x90 G-119



**lista 7,5x60** (7,3 x 59,55 cm - 2.87" x 23.45") **11 mm.**  
Evolution beige natural lista 7,5x60 G-97  
Evolution beige lappato lista 7,5x60 G-93  
Evolution beige striato lista 7,5x60 G-91



**lista mix 15x60 / 10x60 / 5x60** **5 mm.**  
(14,75 x 59,55 cm - 5.87" x 23.45")  
(9,72 x 59,55 cm - 3.83" x 23.45")  
(4,84 x 59,55 cm - 1.90" x 23.45")  
Nanoevolution beige striato listas mix G-1322



**Mosaico 5x5** (29,75x29,75cm-11.71"x11.71") **11 mm.**  
Evolution beige lappato mosaico 5x5 G-1688



**mosaico brick** (29,75 x 28 cm - 11.71" x 11.02") **11 mm.**  
Evolution beige striato mosaico brick G-1822

NATURAL

NATURAL

DIN  
**R10**  
DIN 51130

DCOF  
**>0,42**  
ANSI A 137.1-2012

CLASE  
**1**  
UNE-ENV 12633

STRIATO

DIN  
**R10**  
DIN 51130

DCOF  
**>0,42**  
ANSI A 137.1-2012

CLASS  
**B**  
DIN 51097

LAPPATO

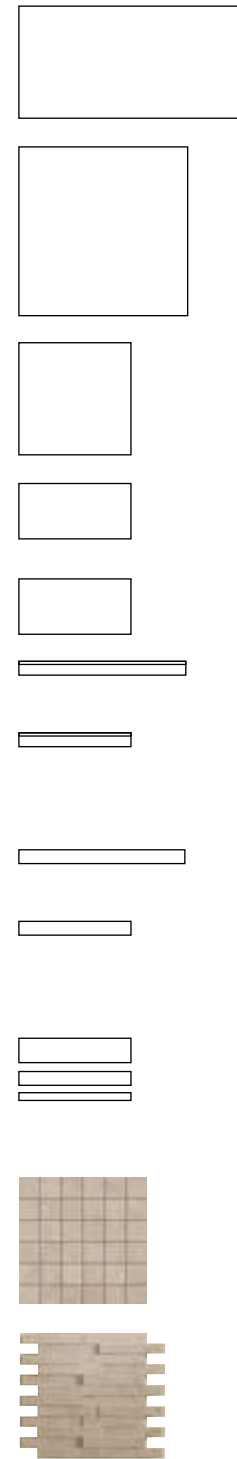
CLASE  
**1**  
UNE-ENV 12633

Test done in evolution white striato 60x60. Average test result value on March 2011.  
Consult specific product test result value before supplying.  
Prueba realizada sobre el producto evolution white striato 60x60. Valor de media a fecha Marzo de 2011.  
Consultar valor de un producto específico antes del suministro.

Test done in evolution grey striato 60x60. Average test result value on February 2011.  
Consult specific product test result value before supplying.  
Prueba realizada sobre el producto evolution grey striato 60x60. Valor de media a fecha Febrero de 2011.  
Consultar valor de un producto específico antes del suministro.

All sizes are rectified and without bevel edge finish.  
Todos los formatos son rectificadas y no biselados.  
Tiles with random shade and aspect variation.  
Producto con alta variación cromática y destonificación en composiciones.

5 mm / 11 mm



<b>60x120</b> (59,55 x 119,3 cm - 23.45" x 46.97")	<b>11 mm.</b>
Evolution vison natural 60x120	G-1496
<b>90x90</b> (89,46 x 89,46 cm - 35.22" x 35.22")	<b>11 mm.</b>
Evolution vison natural 90x90	G-1496
<b>60x60</b> (59,55 x 59,55 cm - 23.45" x 23.45")	<b>11 mm.</b>
Evolution vison lappato 60x60	G-1368
Evolution vison striato 60x60	G-1330
Evolution vison natural 60x60	G-1330
<b>30x60</b> (29,75 x 59,55 cm - 11.71" x 23.45")	<b>11 mm.</b>
Evolution vison lappato 30x60	G-1298
Evolution vison striato 30x60	G-1258
<b>30x60</b> (29,75 x 59,55 cm - 11.71" x 23.45")	<b>5 mm.</b>
Nanoevolution vison striato 30x60	G-1240
rodapié 7,5x90 (7,3 x 89,46 cm - 2.87" x 35.22")	<b>11 mm.</b>
Evolution vison natural rodapié 7,5x90	G-131
rodapié 7,5x60 (7,3 x 59,55 cm - 2.87" x 23.45")	<b>11 mm.</b>
Evolution vison natural rodapié 7,5x60	G-99
Evolution vison lappato rodapié 7,5x60	G-97
Evolution vison striato rodapié 7,5x60	G-95
lista 7,5x90 (7,3 x 89,46 cm - 2.87" x 35.22")	<b>11 mm.</b>
Evolution vison natural lista 7,5x90	G-115
lista 7,5x60 (7,3 x 59,55 cm - 2.87" x 23.45")	<b>11 mm.</b>
Evolution vison natural lista 7,5x60	G-95
Evolution vison lappato lista 7,5x60	G-93
Evolution vison striato lista 7,5x60	G-91
lista mix 15x60 / 10x60 / 5x60 (14,75 x 59,55 cm - 5.87" x 23.45") (9,72 x 59,55 cm - 3.83" x 23.45") (4,84 x 59,55 cm - 1.90" x 23.45")	<b>5 mm.</b>
Nanoevolution vison striato listas mix	G-1322
Mosaico 5x5 (29,75x29,75cm-11.71"x11.71")	<b>11 mm.</b>
Evolution vison lappato mosaico 5x5	G-1688
mosaico brick (29,75 x 28 cm - 11.71" x 11.02")	<b>11 mm.</b>
Evolution vison striato mosaico brick	G-1822

NATURAL

NATURAL	DIN R10 DIN 51130	DCOF >0,42 ANSI A 137.1-2012	CLASE 1 UNE-ENV 12633
STRIATO	DIN R10 DIN 51130	DCOF >0,42 ANSI A 137.1-2012	CLASS B DIN 51097
LAPPATO			CLASE 1 UNE-ENV 12633


ACCESORIES Complementos	FINISHES Acabados	GROUPS / Grupos			
		30X120	90X90	60X60	30X60
Evolution vison peldaño	NATURAL	G-519	G-570	G-265	-
	LAPPATO	-	-	G-281	G-195
	STRIATO	-	-	G-265	G-171
Evolution vison peldaño ángulo	NATURAL	-	-	G-281	-
	LAPPATO	-	-	G-299	G-211
	STRIATO	-	-	G-281	G-187
Evolution vison gradone	NATURAL	G-795	-	G-585	-
	LAPPATO	-	-	G-585	G-499
	STRIATO	-	-	G-585	G-499
Evolution vison gradone ángulo	NATURAL	-	-	G-633	-
	LAPPATO	-	-	G-633	G-559
	STRIATO	-	-	G-633	G-559

PACKING LIST	SIZE CM	SIZE INCH	BOX/ PALLET	PIECE/ BOX	M2/ PALLET	M2/ BOX	SQF/ PALLET	SQF/ BOX	KG/ PALLET	KG/ BOX	KG/ PIECE
60X120 (11 MM)	59,55x119,3	23.44x46.97	50	1	35,52	0,71	382,35	7,65	1000	19,54	19,18
90X90 (11 MM)	89,46x89,46	35.22x35.22	36	1	28,81	0,80	310,12	8,61	822	21,91	21,635
60X60 (11 MM)	59,55x59,55	23.44x23.44	30	3	31,92	1,06	343,54	11,45	796	25,755	8,5
30X60 (11 MM)	29,75x59,55	11.71x23.44	40	6	42,52	1,06	457,67	11,44	1050	25,675	4,24
30X60 (5 MM)	29,75x59,55	11.71x23.44	40	11	77,95	1,95	839,06	20,98	950	23,181	2,086

Test done in evolution white striato 60x60. Average test result value on March 2011. Consult specific product test result value before supplying. Prueba realizada sobre el producto evolution white striato 60x60. Valor de media a fecha Marzo de 2011. Consultar valor de un producto específico antes del suministro. Test done in evolution grey striato 60x60. Average test result value on February 2011. Consult specific product test result value before supplying. Prueba realizada sobre el producto evolution grey striato 60x60. Valor de media a fecha Febrero de 2011. Consultar valor de un producto específico antes del suministro.

All sizes are rectified and without bevel edge finish. Todos los formatos son rectificadas y no biselados. Tiles with random shade and aspect variation. Producto con alta variación cromática y destonificación en composiciones.

5 mm / 11 mm



<b>60x120</b> (59,55 x 119,3 cm - 23.45" x 46.97")	<b>11 mm.</b>
Evolution moss natural 60x120	G-1486
<b>60x60</b> (59,55 x 59,55 cm - 23.45" x 23.45")	<b>11 mm.</b>
Evolution moss lappato 60x60	G-1352
Evolution moss striato 60x60	G-1314
Evolution moss natural 60x60	G-1314
<b>30x60</b> (29,75 x 59,55 cm - 11.71" x 23.45")	<b>11 mm.</b>
Evolution moss lappato 30x60	G-1282
Evolution moss striato 30x60	G-1242
<b>30x60</b> (29,75 x 59,55 cm - 11.71" x 23.45")	<b>5 mm.</b>
Nanoevolution moss striato 30x60	G-1240
rodapié 7,5x60 (7,3 x 59,55 cm - 2.87" x 23.45")	<b>11 mm.</b>
Evolution moss natural rodapié 7,5x60	G-99
Evolution moss lappato rodapié 7,5x60	G-97
Evolution moss striato rodapié 7,5x60	G-95
lista 7,5x60 (7,3 x 59,55 cm - 2.87" x 23.45")	<b>11 mm.</b>
Evolution moss natural lista 7,5x60	G-95
Evolution moss lappato lista 7,5x60	G-93
Evolution moss striato lista 7,5x60	G-91
lista mix 15x60 / 10x60 / 5x60 (14,75 x 59,55 cm - 5.87" x 23.45") (9,72 x 59,55 cm - 3.83" x 23.45") (4,84 x 59,55 cm - 1.90" x 23.45")	<b>5 mm.</b>
Nanoevolution moss striato listas mix	G-1322
Mosaico 5x5 (29,75x29,75cm-11.71"x11.71")	<b>11 mm.</b>
Evolution moss lappato mosaico 5x5	G-1688
mosaico brick (29,75 x 28 cm - 11.71" x 11.02")	<b>11 mm.</b>
Evolution moss striato mosaico brick	G-1822
Mosaico 5x5 (29,75x29,75cm-11.71"x11.71")	<b>5 mm.</b>
Nanoevolution moss striato mosaico 5x5	G-1688

NATURAL

NATURAL	DIN R10 DIN 51130	DCOF >0,42 ANSI A 137.1-2012	CLASE 1 UNE-ENV 12633
STRIATO	DIN R10 DIN 51130	DCOF >0,42 ANSI A 137.1-2012	CLASS B DIN 51097
LAPPATO			CLASE 1 UNE-ENV 12633

ACCESORIES Complementos	FINISHES Acabados	GROUPS / Grupos			
		30X120	60X60	30X60	30X60
Evolution moss peldaño	NATURAL	G-519	G-265	-	-
	LAPPATO	-	G-281	G-195	G-171
	STRIATO	-	G-265	G-265	G-171
Evolution moss peldaño ángulo	NATURAL	-	G-281	-	-
	LAPPATO	-	G-299	G-211	G-187
	STRIATO	-	G-281	G-187	-
Evolution moss gradone	NATURAL	G-795	G-585	-	-
	LAPPATO	-	G-585	G-499	-
	STRIATO	-	G-585	G-499	-
Evolution moss gradone ángulo	NATURAL	-	G-633	-	-
	LAPPATO	-	G-633	G-559	-
	STRIATO	-	G-633	G-559	-


Test done in evolution white striato 60x60. Average test result value on March 2011. Consult specific product test result value before supplying. Prueba realizada sobre el producto evolution white striato 60x60. Valor de media a fecha Marzo de 2011. Consultar valor de un producto específico antes del suministro. Test done in evolution grey striato 60x60. Average test result value on February 2011. Consult specific product test result value before supplying. Prueba realizada sobre el producto evolution grey striato 60x60. Valor de media a fecha Febrero de 2011. Consultar valor de un producto específico antes del suministro.

All sizes are rectified and without bevel edge finish. Todos los formatos son rectificadas y no biselados. Tiles with random shade and aspect variation. Producto con alta variación cromática y destonificación en composiciones.


5 mm



STRIATO



**30x60** (29,75 x 59,55 cm - 11.71" x 23.45") **5 mm.**  
Nanoevolution silver striato 30x60 G-1850



lista **7,5x60** (7,3 x 59,55 cm - 2.87" x 23.45") **5 mm.**  
Nanoevolution silver striato lista 7,5x60 G-147



taco **15x15** (14,8 x 14,8 cm - 5.83" x 5.83") **5 mm.**  
Nanoevolution silver taco G-227



taco **15x15** (14,8 x 14,8 cm - 5.83" x 5.83") **5 mm.**  
Nanoevolution gold taco G-227



taco **15x15** (14,8 x 14,8 cm - 5.83" x 5.83") **5 mm.**  
Nanoevolution champagne taco G-265



taco **15x15** (14,8 x 14,8 cm - 5.83" x 5.83") **5 mm.**  
Nanoevolution leather taco G-155



mosaicosinfin **10x30\*** (9,90x29,75cm-3.90"x11.71") **5 mm.**  
Nanoevolution silver mosaico sin fin G-355



mosaicosinfin **10x30\*** (9,90x29,75cm-3.90"x11.71") **5 mm.**  
Nanoevolution gold mosaico sin fin G-355



mosaicosinfin **10x30\*** (9,90x29,75cm-3.90"x11.71") **5 mm.**  
Nanoevolution champagne mosaico sin fin G-401




mosaicosinfin **10x30\*** (9,90x29,75cm-3.90"x11.71") **5 mm.**  
Nanoevolution leather mosaico sin fin G-265

\*TACO 15X15 AND MOSAICO SIN FIN ARE NATURAL PRODUCTS MADE THROUGH A HANDMADE PROCESS. THEREFORE, ITS POSSIBLE SHADE OR SIZE VARIATIONS MUST BE CONSIDERED AS TYPICAL FEATURES OF THE MATERIAL AND THEY WILL NOT BE ADMITTED IN A CLAIM.  
\*TACO 15X15 Y MOSAICO SIN FIN SON PRODUCTOS NATURALES FABRICADOS ARTESANALMENTE. POR LO QUE POSIBLES VARIACIONES DE TONO O DIMENSIONES DEBEN CONSIDERARSE PROPIAS DEL MATERIAL Y NO SERÁ OBJETO DE RECLAMACIÓN.

PACKING LIST	SIZE CM	SIZE INCH	BOX/ PALLET	PIECE/ BOX	M2/ PALLET	M2/ BOX	SQF/ PALLET	SQF/ BOX	KG/ PALLET	KG/ BOX	KG/ PIECE
30X60 DECOR (GOLD/SILVER) (5 MM)	29,75x59,55	11.71x23.44	20	11	38,98	1,95	419,53	20,98	471	22,411	2,016

PRODUCTS TO BE CLEANED WITH PH NEUTRAL / LIMPIAR CON PRODUCTOS PH NEUTROS

All sizes are rectified and without bevel edge finish.  
Todos los formatos son rectificadas y no biselados.  
Tiles with random shade and aspect variation.  
Producto con alta variación cromática y destonificación en composiciones.



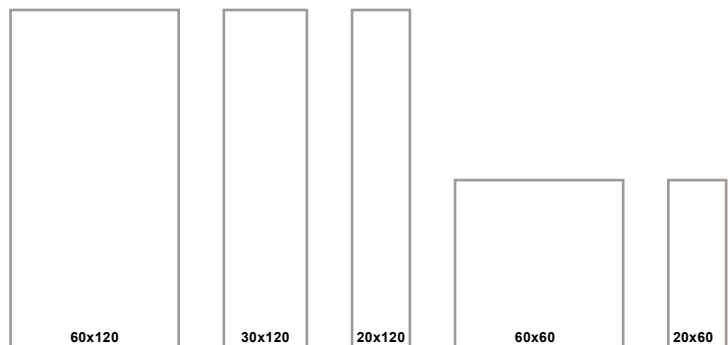
product: Nanoevolution silver striato 30x60 / Nanoevolution silver striato lista 7,5x60

# Nanofusion 7.0 collection



SIZES

7 mm.



2 COLOURS COLORES	5 SIZES FORMATOS	1 FINISH ACABADO	 7 mm
-------------------------	------------------------	------------------------	----------

COLORS

WHITE

WOOD





product: Nanofusion 7.0 white natural 60x120 & white natural mosaico brick













product: Nanofusion 7.0 wood natural 60x120 & white natural 60x120





NANOFUSION 7.0 WHITE









11 mm



	<b>60x120</b> (59,55 x 119,3 cm - 23.45" x 46.97") <b>11 mm.</b> Nanofusion 7.0 white natural 60x120 G-1372
	<b>30x120</b> (29,75 x 119,3 cm - 11.71" x 46.97") <b>11 mm.</b> Nanofusion 7.0 white natural 30x120 G-1448
	<b>20x120</b> (19,71 x 119,3 cm - 7.76" x 46.97") <b>11 mm.</b> Nanofusion 7.0 white natural 20x120 G-1466
	<b>60x60</b> (59,55 x 59,55 cm - 23.45" x 23.45") <b>11 mm.</b> Nanofusion 7.0 white natural 60x60 G-1250
	<b>20x60</b> (19,71 x 59,55 cm - 7.76" x 23.45") <b>11 mm.</b> Nanofusion 7.0 white natural 20x60 G-1354
	<b>lista 7,5x60</b> (7,3 x 59,55 cm - 2.87" x 23.45") <b>11 mm.</b> Nanofusion 7.0 white natural lista 7,5x60 G-87
	<b>rodapié 7,5x60</b> (7,3x59,55cm-2.87"x23.45") <b>11 mm.</b> Nanofusion 7.0 white natural rodapié 7,5x60 G-93
	<b>Mosaico 5x5</b> (29,75x29,75cm-11.71"x11.71") <b>11 mm.</b> Nanofusion 7.0 white natural mosaico 5x5 G-1638
	<b>Decor ramp</b> (29,75x29,75cm-11.71"x11.71") <b>11 mm.</b> Nanofusion 7.0 white natural mosaico 5x5 G-1850
	<b>Mosaico brick</b> (46,4 x 58 - 18.26" x 22.83") <b>11 mm.</b> Nanofusion 7.0 white natural mosaico brick G-1870

NATURAL

			
---	---	---	---

ACCESORIES Complementos	FINISHES Acabados	GROUPS / Grupos
 Nanofusion 7.0 white peldaño	 NATURAL	G-501 G-281
 Nanofusion 7.0 white peldaño ángulo	 NATURAL	G-515 G-299
 Nanofusion 7.0 white gradone	 NATURAL	G-767 G-559
 Nanofusion 7.0 white gradone ángulo	 NATURAL	G-779 G-609

PACKING LIST	SIZE CM	SIZE INCH	BOX/ PALLET	PIECE/ BOX	M2/ PALLET	M2/ BOX	SQF/ PALLET	SQF/ BOX	KG/ PALLET	KG/ BOX	KG/ PIECE
60X120 (7 MM)	59,55x119,3	23.44x46.97	30	2	42,63	1,42	458,83	15,29	780	25,234	12,437
30X120 (7 MM)	29,67x119,3	11.68x46.97	36	5	63,71	1,77	685,81	19,05	778	20,96	4,123
20X120 (7 MM)	19,71x119,3	7.76x46.97	33	6	46,56	1,41	501,15	15,19	850	25,06	4,13
60X60 (7 MM)	59,55x59,55	23.44x23.44	30	5	53,19	1,77	572,57	19,09	950	30,898	6,129
20X60 (7 MM)	19,71x59,55	7.76x23.44	36	12	50,71	1,41	545,79	15,16	904	24,46	2,02











All sizes are rectified and without bevel edge finish. Todos los formatos son rectificadas y no biselados. Tiles with random shade and aspect variation. Producto con alta variación cromática y destonificación en composiciones.

Test done in Nanofusion white natural. Average test result value on September 2016. Consult specific product test result value before supplying. Prueba realizada sobre el producto Nanofusion white natural. Valor de media a fecha de septiembre de 2016. Consultar valor de un producto específico antes del suministro.

NANOFUSION 7.0 WOOD









11 mm



	<b>60x120</b> (59,55 x 119,3 cm - 23.45" x 46.97") <b>11 mm.</b> Nanofusion 7.0 wood natural 60x120 G-1372
	<b>30x120</b> (29,75 x 119,3 cm - 11.71" x 46.97") <b>11 mm.</b> Nanofusion 7.0 wood natural 30x120 G-1448
	<b>20x120</b> (19,71 x 119,3 cm - 7.76" x 46.97") <b>11 mm.</b> Nanofusion 7.0 wood natural 20x120 G-1466
	<b>60x60</b> (59,55 x 59,55 cm - 23.45" x 23.45") <b>11 mm.</b> Nanofusion 7.0 wood natural 60x60 G-1250
	<b>20x60</b> (19,71 x 59,55 cm - 7.76" x 23.45") <b>11 mm.</b> Nanofusion 7.0 wood natural 20x60 G-1354
	<b>lista 7,5x60</b> (7,3 x 59,55 cm - 2.87" x 23.45") <b>11 mm.</b> Nanofusion 7.0 wood natural lista 7,5x60 G-87
	<b>rodapié 7,5x60</b> (7,3x59,55cm-2.87"x23.45") <b>11 mm.</b> Nanofusion 7.0 wood natural rodapié 7,5x60 G-93
	<b>Mosaico 5x5</b> (29,75x29,75cm-11.71"x11.71") <b>11 mm.</b> Nanofusion 7.0 wood natural mosaico 5x5 G-1638
	<b>Decor ramp</b> (29,75x29,75cm-11.71"x11.71") <b>11 mm.</b> Nanofusion 7.0 wood natural mosaico 5x5 G-1850
	<b>Mosaico brick</b> (46,4 x 58 - 18.26" x 22.83") <b>11 mm.</b> Nanofusion 7.0 wood natural mosaico brick G-1870

NATURAL

			
---	---	---	---

ACCESORIES Complementos	FINISHES Acabados	GROUPS / Grupos
 Nanofusion 7.0 wood peldaño	 NATURAL	G-501 G-281
 Nanofusion 7.0 wood peldaño ángulo	 NATURAL	G-515 G-299
 Nanofusion 7.0 wood gradone	 NATURAL	G-767 G-559
 Nanofusion 7.0 wood gradone ángulo	 NATURAL	G-779 G-609

PACKING LIST	SIZE CM	SIZE INCH	BOX/ PALLET	PIECE/ BOX	M2/ PALLET	M2/ BOX	SQF/ PALLET	SQF/ BOX	KG/ PALLET	KG/ BOX	KG/ PIECE
60X120 (7 MM)	59,55x119,3	23.44x46.97	30	2	42,63	1,42	458,83	15,29	780	25,234	12,437
30X120 (7 MM)	29,67x119,3	11.68x46.97	36	5	63,71	1,77	685,81	19,05	778	20,96	4,123
20X120 (7 MM)	19,71x119,3	7.76x46.97	33	6	46,56	1,41	501,15	15,19	850	25,06	4,13
60X60 (7 MM)	59,55x59,55	23.44x23.44	30	5	53,19	1,77	572,57	19,09	950	30,898	6,129
20X60 (7 MM)	19,71x59,55	7.76x23.44	36	12	50,71	1,41	545,79	15,16	904	24,46	2,02

All sizes are rectified and without bevel edge finish. Todos los formatos son rectificadas y no biselados. Tiles with random shade and aspect variation. Producto con alta variación cromática y destonificación en composiciones.

Test done in Nanofusion white natural. Average test result value on September 2016. Consult specific product test result value before supplying. Prueba realizada sobre el producto Nanofusion white natural. Valor de media a fecha de septiembre de 2016. Consultar valor de un producto específico antes del suministro.

> “La arquitectura sólo se considera completa con la intervención del ser humano que la experimenta”

Tadao Ando

# Concrete selection

“Architecture is considered complete only with the intervention of a human being that has experimented”

Tadao Ando

product: Outdoor grey natural 60x60

BETON COLORS

GREY

BROWN

BEIGE



MICROCEMENT COLORS

GREY

BROWN

VISON

WHITE



ANARCHY COLORS


GREY

GREEN

BEIGE

IVORY

WHITE




OUTDOOR COLORS NEWSTONE COLORS

GREY

ANTRACITA

VISON

GRIS








BETON GREY

11 mm




**45x90** (44,63 x 89,46 cm - 17,57" x 35,22") **11 mm.**  
**Beton grey lappato 45x90** G-1410  
**Beton grey natural 45x90** G-1372




**22,5x90** (22,215 x 89,46 cm - 8,57" x 35,22") **11 mm.**  
**Beton grey lappato 22,5x90** G-1452



**60x60** (59,55 x 59,55 cm - 23,45" x 23,45") **11 mm.**  
**Beton grey lappato 60x60** G-1410



**30x60** (29,75 x 59,55 cm - 11,71" x 23,45") **11 mm.**  
**Beton grey lappato 30x60** G-1298  
**Beton grey natural 30x60** G-1258




**rodapié 7,5x90** (7,3x89,46cm-2,87"x35,22") **11 mm.**  
**Beton grey natural rodapié 7,5x90** G-131



**rodapié 7,5x60** (7,3x59,55cm-2,87"x23,45") **11 mm.**  
**Beton grey natural rodapié 7,5x60** G-95



**lista 7,5x90** (7,3 x 89,46 cm - 2,87" x 35,22") **11 mm.**  
**Beton grey lappato lista 7,5x90** G-119  
**Beton grey natural lista 7,5x90** G-117



**lista 7,5x60** (7,3 x 59,55 cm - 2,87" x 23,45") **11 mm.**  
**Beton grey lappato lista 7,5x60** G-93  
**Beton grey natural lista 7,5x60** G-91



**Mosaico 5x5** (29,75x29,75cm-11,71"x11,71") **11 mm.**  
**Beton grey lappato mosaico 5x5** G-1688



**Mosaico sin fin**(29,75x29,75cm-11,71"x11,71") **11 mm.**  
**Beton grey lappato mosaico sin fin** G-1756


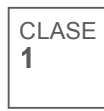


**30x60** (29,75 x 59,55 cm - 11,71" x 23,45") **11 mm.**  
**Beton grey lappato preincisión 7,5x60** G-1492



**45x90** (44,63 x 89,46 cm - 17,57" x 35,22") **11 mm.**  
**Beton grey lappato preincisión 11,25x90** G-1576

NATURAL



ACCESORIES Complementos	FINISHES Acabados	GROUPS / Grupos	
		60X60	30X60
Beton grey peldaño	NATURAL LAPPATO	-	G-171 G-195
Beton grey peldaño ángulo	NATURAL LAPPATO	-	G-187 G-211
Beton grey gradone	NATURAL LAPPATO	-	G-499 G-499
Beton grey gradone ángulo	NATURAL LAPPATO	-	G-559 G-559


PACKING LIST	SIZE CM	SIZE INCH	BOX/ PALLET	PIECE/ BOX	M2/ PALLET	M2/ BOX	SQF/ PALLET	SQF/ BOX	KG/ PALLET	KG/ BOX	KG/ PIECE
45X90 (11 MM)	44,63x89,46	17,57x35,22	27	3	32,34	1,20	348,11	12,89	880	31,74	10,491
22,5X90 (11 MM)	22,21x89,46	8,74x35,22	36	5	35,76	0,99	384,97	10,69	906	24,535	4,85
60X60 (11 MM)	59,55x59,55	23,44x23,44	30	3	31,92	1,06	343,54	11,45	796	25,755	8,5
30X60 LAPPATO (11 MM)	29,75x59,55	11,71x23,44	40	6	42,52	1,06	457,67	11,44	1044	25,519	4,214
30X60 NATURAL (11 MM)	29,75x59,55	11,71x23,44	40	6	42,52	1,06	457,67	11,44	1050	25,675	4,24

BETON BROWN

11 mm



**45x90** (44,63 x 89,46 cm - 17,57" x 35,22") **11 mm.**  
**Beton brown lappato 45x90** G-1410



**22,5x90** (22,215 x 89,46 cm - 8,57" x 35,22") **11 mm.**  
**Beton brown lappato 22,5x90** G-1452




**30x60** (29,75 x 59,55 cm - 11,71" x 23,45") **11 mm.**  
**Beton brown natural 30x60** G-1258



**rodapié 7,5x60** (7,3x59,55cm-2,87"x23,45") **11 mm.**  
**Beton brown natural rodapié 7,5x60** G-95



**lista 7,5x90** (7,3 x 89,46 cm - 2,87" x 35,22") **11 mm.**  
**Beton brown lappato lista 7,5x90** G-119




**lista 7,5x60** (7,3 x 59,55 cm - 2,87" x 23,45") **11 mm.**  
**Beton brown natural lista 7,5x60** G-91



**45x90** (44,63 x 89,46 cm - 17,57" x 35,22") **11 mm.**  
**Beton brown lappato preincisión 11,25x90** G-1576

NATURAL



ACCESORIES Complementos	FINISHES Acabados	GROUPS / Grupos	
		60X60	30X60
Beton brown peldaño	NATURAL LAPPATO	-	G-171 G-195
Beton brown peldaño ángulo	NATURAL LAPPATO	-	G-187 G-211
Beton brown gradone	NATURAL LAPPATO	-	G-499 G-499
Beton brown gradone ángulo	NATURAL LAPPATO	-	G-559 G-559



PACKING LIST	SIZE CM	SIZE INCH	BOX/ PALLET	PIECE/ BOX	M2/ PALLET	M2/ BOX	SQF/ PALLET	SQF/ BOX	KG/ PALLET	KG/ BOX	KG/ PIECE
45X90 (11 MM)	44,63x89,46	17,57x35,22	27	3	32,34	1,20	348,11	12,89	880	31,74	10,491
22,5X90 (11 MM)	22,21x89,46	8,74x35,22	36	5	35,76	0,99	384,97	10,69	906	24,535	4,85
30X60 NATURAL (11 MM)	29,75x59,55	11,71x23,44	40	6	42,52	1,06	457,67	11,44	1050	25,675	4,24

All sizes are rectified and without bevel edge finish.  
 Todos los formatos son rectificadas y no biselados.  
 Tiles with random shade and aspect variation.  
 Producto con alta variación cromática y destonificación en composiciones.

Test done in Beton grey natural 30x60. Average test result value on March 2008.  
 Consult specific product test result value before supplying.  
 Prueba realizada sobre el producto beton grey natural 30x60. Valor de media a fecha Marzo de 2008.  
 Consultar valor de un producto específico antes del suministro.

All sizes are rectified and without bevel edge finish.  
 Todos los formatos son rectificadas y no biselados.  
 Tiles with random shade and aspect variation.  
 Producto con alta variación cromática y destonificación en composiciones.

Test done in Beton grey natural 30x60. Average test result value on March 2008.  
 Consult specific product test result value before supplying.  
 Prueba realizada sobre el producto beton grey natural 30x60. Valor de media a fecha Marzo de 2008.  
 Consultar valor de un producto específico antes del suministro.



**60x60** (59,55 x 59,55 cm - 23.45" x 23.45") **11 mm.**  
**Beton beige lappato 60x60** G-1410

**30x60** (29,75 x 59,55 cm - 11.71" x 23.45") **11 mm.**  
**Beton beige lappato 30x60** G-1298  
**Beton beige natural 30x60** G-1258

**rodapié 7,5x60** (7,3x59,55cm-2.87" x 23.45") **11 mm.**  
**Beton beige natural rodapié 7,5x60** G-95

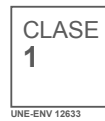
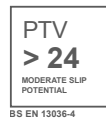
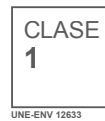
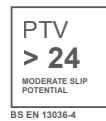
**lista 7,5x60** (7,3 x 59,55 cm - 2.87" x 23.45") **11 mm.**  
**Beton beige lappato lista 7,5x60** G-93  
**Beton beige natural lista 7,5x60** G-91

**Mosaico 5x5** (29,75x29,75cm-11.71"x11.71") **11 mm.**  
**Beton beige lappato mosaico 5x5** G-1688

**Mosaico sin fin** (29,75x29,75cm-11.71"x11.71") **11 mm.**  
**Beton beige lappato mosaico sin fin** G-1756

**30x60** (29,75 x 59,55 cm - 11.71" x 23.45") **11 mm.**  
**Beton beige lappato preincisión 7,5x60** G-1492

NATURAL



ACCESORIES Complementos	FINISHES Acabados	GROUPS / Grupos	
		60X60	30X60
Beton beige peldaño	NATURAL LAPPATO	- G-303	G-171 G-195
Beton beige peldaño ángulo	NATURAL LAPPATO	- G-315	G-187 G-211
Beton beige gradone	NATURAL LAPPATO	- G-585	G-499 G-499
Beton beige gradone ángulo	NATURAL LAPPATO	- G-633	G-559 G-559

PACKING LIST	SIZE CM	SIZE INCH	BOX/ PALLET	PIECE/ BOX	M2/ PALLET	M2/ BOX	SQF/ PALLET	SQF/ BOX	KG/ PALLET	KG/ BOX	KG/ PIECE
60X60 (11 MM)	59,55x59,55	23.44x23.44	30	3	31,92	1,06	343,54	11,45	796	25,755	8,5
30X60 LAPPATO (11 MM)	29,75x59,55	11.71x23.44	40	6	42,52	1,06	457,67	11,44	1044	25,519	4,214
30X60 NATURAL (11 MM)	29,75x59,55	11.71x23.44	40	6	42,52	1,06	457,67	11,44	1050	25,675	4,24



Starbucks Cofee - Paris, France - architects: AGENCE EZCT

product: Beton beige lappato 60x60

All sizes are rectified and without bevel edge finish.  
 Todos los formatos son rectificadas y no biselados.  
 Tiles with random shade and aspect variation.  
 Producto con alta variación cromática y destonificación en composiciones.


Test done in Beton grey natural 30x60. Average test result value on March 2008.  
 Consult specific product test result value before supplying.  
 Prueba realizada sobre el producto beton grey natural 30x60. Valor de media a fecha Marzo de 2008.  
 Consultar valor de un producto específico antes del suministro.



ANARCHY WHITE




11 mm



**90x90** (89,46 x 89,46 cm - 35.22" x 35.22") **11 mm.**  
Anarchy white natural 90x90 G-1492




**60x60** (59,55 x 59,55 cm - 23.45" x 23.45") **11 mm.**  
Anarchy white natural 60x60 G-1284




**30x60** (29,75 x 59,55 cm - 11.71" x 23.45") **11 mm.**  
Anarchy white natural 30x60 G-1218




**rodapié 7,5x90** (7,3x89,46cm-2.87"x35.22") **11 mm.**  
Anarchy white natural rodapié 7,5x90 G-139



**rodapié 7,5x60** (7,3x59,55cm-2.87"x23.45") **11 mm.**  
Anarchy white natural rodapié 7,5x60 G-93




**lista 7,5x90** (7,3 x 89,46 cm - 2.87" x 35.22") **11 mm.**  
Anarchy white natural lista 7,5x90 G-117



**lista 7,5x60** (7,3 x 59,55 cm - 2.87" x 23.45") **11 mm.**  
Anarchy white natural lista 7,5x60 G-89




**Mosaico plane**(29,75x29,75cm-11.71"x11.71") **11 mm.**  
Anarchy white natural mosaico plane G-1708



**Mosaico letters**(29,75x29,75cm-11.71"x11.71") **11 mm.**  
Anarchy white natural mosaico letters G-1844

NATURAL



ACCESORIES Complementos	FINISHES Acabados	GROUPS / Grupos 90X90 60X60 30X60
Anarchy white peldaño	0.291 <sup>+2%</sup> 7.4 mm <sup>+2%</sup>	NATURAL G-585 G-265 G-171
Anarchy white peldaño ángulo	0.291 <sup>+2%</sup> 7.4 mm <sup>+2%</sup>	NATURAL G-609 G-281 G-187
Anarchy white gradone	1.165 <sup>+3%</sup> 29.6 mm <sup>+3%</sup> 1.299 <sup>+3%</sup> 33 mm <sup>+3%</sup>	NATURAL G-779 G-559 G-499
Anarchy white gradone ángulo	1.165 <sup>+3%</sup> 29.6 mm <sup>+3%</sup> 1.299 <sup>+3%</sup> 33 mm <sup>+3%</sup>	NATURAL G-829 G-623 G-559

PACKING LIST	SIZE CM	SIZE INCH	BOX/ PALLET	PIECE/ BOX	M2/ PALLET	M2/ BOX	SQF/ PALLET	SQF/ BOX	KG/ PALLET	KG/ BOX	KG/ PIECE
9X90 (11 MM)	8,77x89,46	3.45x35.22	35	13	35,70	1,02	384,25	10,98	945	26,33	2
60X60 (11 MM)	59,55x59,55	23.44x23.44	30	3	31,92	1,06	343,54	11,45	796	25,755	8,5
30X60 NATURAL (11 MM)	29,75x59,55	11.71x23.44	40	6	42,52	1,06	457,67	11,44	1050	25,675	4,24


Test done in Anarchy anthracite natural 60x60. Average test result value on September 2012.  
Consult specific product test result value before supplying.  
Possibility of other tests by request. Every natural finish product can be manufactured on a higher non slip grade by request.  
Prueba realizada sobre el producto Anarchy antracite natural 60x60. Valor de media a fecha de Septiembre de 2012.  
Consultar valor de un producto específico antes del suministro. Posibilidad de realizar ensayos diferentes. Los productos con acabado mate pueden ser fabricados con un grado de antideslizamiento mayor bajo solicitud expresa.

All sizes are rectified and without bevel edge finish.  
Todos los formatos son rectificadas y no biselados.  
Tiles with random shade and aspect variation.  
Producto con alta variación cromática y destonificación en composiciones.

ANARCHY BEIGE

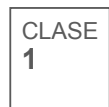


11 mm



**60x60** (59,55 x 59,55 cm - 23.45" x 23.45") **11 mm.**  
Anarchy beige natural 60x60 G-1284

NATURAL




ACCESORIES Complementos	FINISHES Acabados	GROUPS / Grupos 60X60
Anarchy beige peldaño	0.291 <sup>+2%</sup> 7.4 mm <sup>+2%</sup>	NATURAL G-265
Anarchy beige peldaño ángulo	0.291 <sup>+2%</sup> 7.4 mm <sup>+2%</sup>	NATURAL G-281
Anarchy beige gradone	1.165 <sup>+3%</sup> 29.6 mm <sup>+3%</sup> 1.299 <sup>+3%</sup> 33 mm <sup>+3%</sup>	NATURAL G-559
Anarchy beige gradone ángulo	1.165 <sup>+3%</sup> 29.6 mm <sup>+3%</sup> 1.299 <sup>+3%</sup> 33 mm <sup>+3%</sup>	NATURAL G-623

PACKING LIST	SIZE CM	SIZE INCH	BOX/ PALLET	PIECE/ BOX	M2/ PALLET	M2/ BOX	SQF/ PALLET	SQF/ BOX	KG/ PALLET	KG/ BOX	KG/ PIECE
9X90 (11 MM)	8,77x89,46	3.45x35.22	35	13	35,70	1,02	384,25	10,98	945	26,33	2
60X60 (11 MM)	59,55x59,55	23.44x23.44	30	3	31,92	1,06	343,54	11,45	796	25,755	8,5
30X60 NATURAL (11 MM)	29,75x59,55	11.71x23.44	40	6	42,52	1,06	457,67	11,44	1050	25,675	4,24

Test done in Anarchy anthracite natural 60x60. Average test result value on September 2012.  
Consult specific product test result value before supplying.  
Possibility of other tests by request. Every natural finish product can be manufactured on a higher non slip grade by request.  
Prueba realizada sobre el producto Anarchy antracite natural 60x60. Valor de media a fecha de Septiembre de 2012.  
Consultar valor de un producto específico antes del suministro. Posibilidad de realizar ensayos diferentes. Los productos con acabado mate pueden ser fabricados con un grado de antideslizamiento mayor bajo solicitud expresa.

All sizes are rectified and without bevel edge finish.  
Todos los formatos son rectificadas y no biselados.  
Tiles with random shade and aspect variation.  
Producto con alta variación cromática y destonificación en composiciones.

concrete  
cemento



**90x90** (89,46 x 89,46 cm - 35.22" x 35.22") **11 mm.**  
Anarchy grey natural 90x90 G-1492




**60x60** (59,55 x 59,55 cm - 23.45" x 23.45") **11 mm.**  
Anarchy grey natural 60x60 G-1284




**30x60** (29,75 x 59,55 cm - 11.71" x 23.45") **11 mm.**  
Anarchy grey natural 30x60 G-1218




**rodapié 7,5x90** (7,3x89,46cm-2.87"x35.22") **11 mm.**  
Anarchy grey natural rodapié 7,5x90 G-139



**rodapié 7,5x60** (7,3x59,55cm-2.87"x23.45") **11 mm.**  
Anarchy grey natural rodapié 7,5x60 G-93



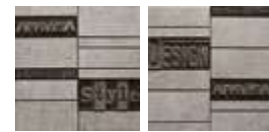
**lista 7,5x90** (7,3 x 89,46 cm - 2.87" x 35.22") **11 mm.**  
Anarchy grey natural lista 7,5x90 G-117



**lista 7,5x60** (7,3 x 59,55 cm - 2.87" x 23.45") **11 mm.**  
Anarchy grey natural lista 7,5x60 G-89




**Mosaico plane**(29,75x29,75cm-11.71"x11.71") **11 mm.**  
Anarchy grey natural mosaico plane G-1708



**Mosaico letters**(29,75x29,75cm-11.71"x11.71") **11 mm.**  
Anarchy grey natural mosaico letters G-1844

NATURAL



ACCESORIES Complementos	FINISHES Acabados	GROUPS / Grupos	GROUPS / Grupos		
			90X90	60X60	30X60
Anarchy grey peldaño	NATURAL	G-585 G-265 G-171			
Anarchy grey peldaño ángulo	NATURAL	G-609 G-281 G-187			
Anarchy grey gradone	NATURAL	G-779 G-559 G-499			
Anarchy grey gradone ángulo	NATURAL	G-829 G-623 G-559			

PACKING LIST	SIZE CM	SIZE INCH	BOX/ PALLET	PIECE/ BOX	M2/ PALLET	M2/ BOX	SQF/ PALLET	SQF/ BOX	KG/ PALLET	KG/ BOX	KG/ PIECE
9X90 (11 MM)	8,77x89,46	3.45x35.22	35	13	35,70	1,02	384,25	10,98	945	26,33	2
60X60 (11 MM)	59,55x59,55	23.44x23.44	30	3	31,92	1,06	343,54	11,45	796	25,755	8,5
30X60 NATURAL (11 MM)	29,75x59,55	11.71x23.44	40	6	42,52	1,06	457,67	11,44	1050	25,675	4,24

Test done in Anarchy anthracite natural 60x60. Average test result value on September 2012.  
Consult specific product test result value before supplying.  
Possibility of other tests by request. Every natural finish product can be manufactured on a higher non slip grade by request.  
Prueba realizada sobre el producto Anarchy anthracite natural 60x60. Valor de media a fecha de Septiembre de 2012.  
Consultar valor de un producto específico antes del suministro. Posibilidad de realizar ensayos diferentes. Los productos con acabado mate pueden ser fabricados con un grado de antideslizamiento mayor bajo solicitud expresa.


All sizes are rectified and without bevel edge finish.  
Todos los formatos son rectificadas y no biselados.  
Tiles with random shade and aspect variation.  
Producto con alta variación cromática y destonificación en composiciones.




**60x60** (59,55 x 59,55 cm - 23.45" x 23.45") **11 mm.**  
Anarchy green natural 60x60 G-1284



**30x60** (29,75 x 59,55 cm - 11.71" x 23.45") **11 mm.**  
Anarchy green natural 30x60 G-1218




**rodapié 7,5x60** (7,3x59,55cm-2.87"x23.45") **11 mm.**  
Anarchy green natural rodapié 7,5x60 G-93



**lista 7,5x60** (7,3 x 59,55 cm - 2.87" x 23.45") **11 mm.**  
Anarchy green natural lista 7,5x60 G-89

NATURAL




ACCESORIES Complementos	FINISHES Acabados	GROUPS / Grupos	GROUPS / Grupos		
			60X60	30X60	
Anarchy green peldaño	NATURAL	G-265 G-171			
Anarchy green peldaño ángulo	NATURAL	G-281 G-187			
Anarchy green gradone	NATURAL	G-559 G-499			
Anarchy green gradone ángulo	NATURAL	G-623 G-559			

PACKING LIST	SIZE CM	SIZE INCH	BOX/ PALLET	PIECE/ BOX	M2/ PALLET	M2/ BOX	SQF/ PALLET	SQF/ BOX	KG/ PALLET	KG/ BOX	KG/ PIECE
9X90 (11 MM)	8,77x89,46	3.45x35.22	35	13	35,70	1,02	384,25	10,98	945	26,33	2
60X60 (11 MM)	59,55x59,55	23.44x23.44	30	3	31,92	1,06	343,54	11,45	796	25,755	8,5
30X60 NATURAL (11 MM)	29,75x59,55	11.71x23.44	40	6	42,52	1,06	457,67	11,44	1050	25,675	4,24

Test done in Anarchy anthracite natural 60x60. Average test result value on September 2012.  
Consult specific product test result value before supplying.  
Possibility of other tests by request. Every natural finish product can be manufactured on a higher non slip grade by request.  
Prueba realizada sobre el producto Anarchy anthracite natural 60x60. Valor de media a fecha de Septiembre de 2012.  
Consultar valor de un producto específico antes del suministro. Posibilidad de realizar ensayos diferentes. Los productos con acabado mate pueden ser fabricados con un grado de antideslizamiento mayor bajo solicitud expresa.

All sizes are rectified and without bevel edge finish.  
Todos los formatos son rectificadas y no biselados.  
Tiles with random shade and aspect variation.  
Producto con alta variación cromática y destonificación en composiciones.

11 mm



**90x90** (89,46 x 89,46 cm - 35.22" x 35.22") **11 mm.**  
Anarchy ivory natural 90x90 G-1492



**60x60** (59,55 x 59,55 cm - 23.45" x 23.45") **11 mm.**  
Anarchy ivory natural 60x60 G-1284




**30x60** (29,75 x 59,55 cm - 11.71" x 23.45") **11 mm.**  
Anarchy ivory natural 30x60 G-1218




**rodapié 7,5x90** (7,3x89,46cm-2.87"x35.22") **11 mm.**  
Anarchy ivory natural rodapié 7,5x90 G-139




**rodapié 7,5x60** (7,3x59,55cm-2.87"x23.45") **11 mm.**  
Anarchy ivory natural rodapié 7,5x60 G-93



**lista 7,5x90** (7,3 x 89,46 cm - 2.87" x 35.22") **11 mm.**  
Anarchy ivory natural lista 7,5x90 G-117



**lista 7,5x60** (7,3 x 59,55 cm - 2.87" x 23.45") **11 mm.**  
Anarchy ivory natural lista 7,5x60 G-89

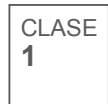


**Mosaico plane**(29,75x29,75cm-11.71"x11.71") **11 mm.**  
Anarchy white natural mosaico plane G-1708



**Mosaico letters**(29,75x29,75cm-11.71"x11.71") **11 mm.**  
Anarchy white natural mosaico letters G-1844

NATURAL



ACCESORIES Complementos	FINISHES Acabados	GROUPS / Grupos
		90X90 60X60 30X60
Anarchy ivory peldaño	0.291" ±2% 7.4 mm ±2%	NATURAL G-585 G-265 G-171
Anarchy ivory peldaño ángulo	0.291" ±2% 7.4 mm ±2%	NATURAL G-609 G-281 G-187
Anarchy ivory gradone	1.165" ±3% 29.6 mm ±3% 1.299" ±3% 33 mm ±3%	NATURAL G-779 G-559 G-499
Anarchy ivory gradone ángulo	1.165" ±3% 29.6 mm ±3% 1.299" ±3% 33 mm ±3%	NATURAL G-829 G-623 G-559

PACKING LIST	SIZE CM	SIZE INCH	BOX/ PALLET	PIECE/ BOX	M2/ PALLET	M2/ BOX	SQF/ PALLET	SQF/ BOX	KG/ PALLET	KG/ BOX	KG/ PIECE
9X90 (11 MM)	8,77x89,46	3.45x35.22	35	13	35,70	1,02	384,25	10,98	945	26,33	2
60X60 (11 MM)	59,55x59,55	23.44x23.44	30	3	31,92	1,06	343,54	11,45	796	25,755	8,5
30X60 NATURAL (11 MM)	29,75x59,55	11.71x23.44	40	6	42,52	1,06	457,67	11,44	1050	25,675	4,24

Test done in Anarchy anthracite natural 60x60. Average test result value on September 2012.  
Consult specific product test result value before supplying.  
Possibility of other tests by request. Every natural finish product can be manufactured on a higher non slip grade by request.  
Prueba realizada sobre el producto Anarchy antirresaca natural 60x60. Valor de media a fecha de Septiembre de 2012.  
Consultar valor de un producto específico antes del suministro. Posibilidad de realizar ensayos diferentes. Los productos con acabado mate pueden ser fabricados con un grado de antideslizamiento mayor bajo solicitud expresa.



Bipa Parfumerien - Vienna (Austria) SMERTNIK KRAUT ARCHITEKTEN

product: Anarchy ivory natural 60x60

All sizes are rectified and without bevel edge finish.  
Todos los formatos son rectificadas y no biselados.  
Tiles with random shade and aspect variation.  
Producto con alta variación cromática y desentonificación en composiciones.


11 mm



NATURAL




**60x120** (59,55 x 119,3 cm - 23.45" x 46.97") **11 mm.**  
 Microcement grey lappato 60x120 G-1536  
 Microcement grey natural 60x120 G-1516




**60x60** (59,55 x 59,55 cm - 23.45" x 23.45") **11 mm.**  
 Microcement grey lappato 60x60 G-1410  
 Microcement grey natural 60x60 G-1372




**30x60** (29,75 x 59,55 cm - 11.71" x 23.45") **11 mm.**  
 Microcement grey lappato 30x60 G-1298  
 Microcement grey natural 30x60 G-1258



**rodapié 7,5x60** (7,3 x 59,55 cm - 2.87" x 23.45") **11 mm.**  
 Microcement grey natural rodapié 7,5x60 G-95




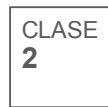
**lista 7,5x60** (7,3 x 59,55 cm - 2.87" x 23.45") **11 mm.**  
 Microcement grey lappato lista 7,5x60 G-93  
 Microcement grey natural lista 7,5x60 G-91



**Mosaico 5x5** (29,75x29,75cm - 11.71"x11.71") **11 mm.**  
 Microcement grey lappato mosaico 5x5 G-1688



**mosaico brick** (29,75 x 59,55 cm - 11.71" x 23.45") **11 mm.**  
 Microcement grey lappato preincisión 10x60 G-1472



ACCESORIES Complementos	FINISHES Acabados	GROUPS / Grupos		
		30X120	60X60	30X60
Microcement grey peldaño	NATURAL LAPPATO	G-519 G-519	G-281 G-303	G-171 G-195
Microcement grey peldaño ángulo	NATURAL LAPPATO	-	G-299 G-315	G-187 G-211
Microcement grey gradone	NATURAL LAPPATO	G-795 G-795	G-585 G-585	G-499 G-499
Microcement grey gradone ángulo	NATURAL LAPPATO	-	G-633 G-633	G-559 G-559

PACKING LIST	SIZE CM	SIZE INCH	BOX/ PALLET	PIECE/ BOX	M2/ PALLET	M2/ BOX	SQF/ PALLET	SQF/ BOX	KG/ PALLET	KG/ BOX	KG/ PIECE
60X120 (11 MM)	59,55x119,3	23.44x46.97	50	1	35,52	0,71	382,35	7,65	1000	19,54	19,18
60X60 (11 MM)	59,55x59,55	23.44x23.44	30	3	31,92	1,06	343,54	11,45	796	25,755	8,5
30X60 (11 MM)	29,75x59,55	11.71x23.44	40	6	42,52	1,06	457,67	11,44	1050	25,675	4,24
30X60 LAPPATO (11 MM)	29,75x59,55	11.71x23.44	40	6	42,52	1,06	457,67	11,44	1044	25,519	4,214

Test done in microcement grey natural 30x60. Average test result value on August 2008.  
 Consult specific product test result value before supplying.  
 Prueba realizada sobre el producto microcement grey natural 30x60. Valor de media a fecha Agosto de 2008. Consultar valor de un producto específico antes del suministro.

All sizes are rectified and without bevel edge finish.  
 Todos los formatos son rectificadas y no biselados.  
 Tiles with random shade and aspect variation.  
 Producto con alta variación cromática y destonificación en composiciones.

11 mm



LAPPATO



**60x120** (59,55 x 119,3 cm - 23.45" x 46.97") **11 mm.**  
 Microcement vison lappato 60x120 G-1536

ACCESORIES Complementos	FINISHES Acabados	GROUPS / Grupos		
		30X120	60X60	30X60
Microcement vison peldaño	NATURAL LAPPATO	G-519 G-519	G-281 G-303	G-171 G-195
Microcement vison peldaño ángulo	NATURAL LAPPATO	-	G-299 G-315	G-187 G-211
Microcement vison gradone	NATURAL LAPPATO	G-795 G-795	G-585 G-585	G-499 G-499
Microcement vison gradone ángulo	NATURAL LAPPATO	-	G-633 G-633	G-559 G-559

PACKING LIST	SIZE CM	SIZE INCH	BOX/ PALLET	PIECE/ BOX	M2/ PALLET	M2/ BOX	SQF/ PALLET	SQF/ BOX	KG/ PALLET	KG/ BOX	KG/ PIECE
60X120 (11 MM)	59,55x119,3	23.44x46.97	50	1	35,52	0,71	382,35	7,65	1000	19,54	19,18

Test done in microcement grey natural 30x60. Average test result value on August 2008.  
 Consult specific product test result value before supplying.  
 Prueba realizada sobre el producto microcement grey natural 30x60. Valor de media a fecha Agosto de 2008. Consultar valor de un producto específico antes del suministro.

All sizes are rectified and without bevel edge finish.  
 Todos los formatos son rectificadas y no biselados.  
 Tiles with random shade and aspect variation.  
 Producto con alta variación cromática y destonificación en composiciones.



MICROCEMENT BROWN

11 mm



**60x120** (59,55 x 119,3 cm - 23.45" x 46.97") **11 mm.**  
 Microcement brown lappato 60x120 G-1536  
 Microcement grey natural 60x120 G-1516



**60x60** (59,55 x 59,55 cm - 23.45" x 23.45") **11 mm.**  
 Microcement brown lappato 60x60 G-1410  
 Microcement brown natural 60x60 G-1372

LAPPATO



ACCESORIES Complementos	FINISHES Acabados	GROUPS / Grupos		
		30X120	60X60	30X60
Microcement brown peldaño	NATURAL	G-519	G-281	G-171
	LAPPATO	G-519	G-303	G-195
Microcement brown peldaño ángulo	NATURAL	-	G-299	G-187
	LAPPATO	-	G-315	G-211
Microcement brown gradone	NATURAL	G-795	G-585	G-499
	LAPPATO	G-795	G-585	G-499
Microcement brown gradone ángulo	NATURAL	-	G-633	G-559
	LAPPATO	-	G-633	G-559

PACKING LIST	SIZE CM	SIZE INCH	BOX/ PALLET	PIECE/ BOX	M2/ PALLET	M2/ BOX	SQF/ PALLET	SQF/ BOX	KG/ PALLET	KG/ BOX	KG/ PIECE
60X120 (11 MM)	59,55x119,3	23.44x46.97	50	1	35,52	0,71	382,35	7,65	1000	19,54	19,18
60X60 (11 MM)	59,55x59,55	23.44x23.44	30	3	31,92	1,06	343,54	11,45	796	25,755	8,5

Test done in microcement grey natural 30x60. Average test result value on August 2008.  
 Consult specific product test result value before supplying.  
 Prueba realizada sobre el producto microcement grey natural 30x60. Valor de media a fecha Agosto de 2008. Consultar valor de un producto específico antes del suministro.

MICROCEMENT WHITE


11 mm



**60x120** (59,55 x 119,3 cm - 23.45" x 46.97") **11 mm.**  
 Microcement white lappato 60x120 G-1536



**30x60** (29,75 x 59,55 cm - 11.71" x 23.45") **11 mm.**  
 Microcement white lappato 30x60 G-1298



**lista 7,5x60** (7,3 x 59,55 cm - 2.87" x 23.45") **11 mm.**  
 Microcement white lappato lista 7,5x60 G-93



**Mosaico 5x5** (29,75x29,75cm - 11.71"x11.71") **11 mm.**  
 Microcement white lappato mosaico 5x5 G-1688



**mosaico brick** (29,75x59,55 cm - 11.71"x23.45") **11 mm.**  
 Microcement white lappato preincisión 10x60 G-1472

LAPPATO



ACCESORIES Complementos	FINISHES Acabados	GROUPS / Grupos		
		30X120	60X60	30X60
Microcement white peldaño	NATURAL	G-519	G-281	G-171
	LAPPATO	G-519	G-303	G-195
Microcement white peldaño ángulo	NATURAL	-	G-299	G-187
	LAPPATO	-	G-315	G-211
Microcement white gradone	NATURAL	G-795	G-585	G-499
	LAPPATO	G-795	G-585	G-499
Microcement white gradone ángulo	NATURAL	-	G-633	G-559
	LAPPATO	-	G-633	G-559

PACKING LIST	SIZE CM	SIZE INCH	BOX/ PALLET	PIECE/ BOX	M2/ PALLET	M2/ BOX	SQF/ PALLET	SQF/ BOX	KG/ PALLET	KG/ BOX	KG/ PIECE
60X120 (11 MM)	59,55x119,3	23.44x46.97	50	1	35,52	0,71	382,35	7,65	1000	19,54	19,18
30X60 LAPPATO (11 MM)	29,75x59,55	11.71x23.44	40	6	42,52	1,06	457,67	11,44	1044	25,519	4,214


Test done in microcement grey natural 30x60. Average test result value on August 2008.  
 Consult specific product test result value before supplying.  
 Prueba realizada sobre el producto microcement grey natural 30x60. Valor de media a fecha Agosto de 2008. Consultar valor de un producto específico antes del suministro.

All sizes are rectified and without bevel edge finish.  
 Todos los formatos son rectificadas y no biselados.  
 Tiles with random shade and aspect variation.  
 Producto con alta variación cromática y destonificación en composiciones.

All sizes are rectified and without bevel edge finish.  
 Todos los formatos son rectificadas y no biselados.  
 Tiles with random shade and aspect variation.  
 Producto con alta variación cromática y destonificación en composiciones.

OUTDOOR GREY

11 mm








**60x60** (59,55 x 59,55 cm - 23.45" x 23.45") **11 mm.**  
Outdoor grey natural 60x60 G-1292

NATURAL

NEWSTONE ANTRACITA

11 mm



**30x60** (29,75 x 59,55 cm - 11.71" x 23.45") **11 mm.**  
Line antracita natural 30x60 G-1234

**30x30** (29,75 x 29,75 cm - 11.71" x 11.71") **11 mm.**  
Urban antracita lappato 30x30 G-1258  
Urban antracita natural 30x30 G-1234

**lista 15x60** (14,74 x 59,55 cm - 5.80" x 23.45") **11 mm.**  
Line antracita natural lista 15x60 G-87

**lista 10x60** (9,74 x 59,55 cm - 3.84" x 23.45") **11 mm.**  
Line antracita natural lista 10x60 G-85

**lista 7,5x60** (7,3 x 59,55 cm - 2.87" x 23.45") **11 mm.**  
Line antracita natural lista 7,5x60 G-83

**Mosaico 5x5** (29,75x29,75cm-11.71"x11.71") **11 mm.**  
Urban antracita lappato preincisión 5x5 G-1482

**Mosaico 5x10** (29,75x29,75cm-11.71"x11.71") **11 mm.**  
Urban antracita lappato mosaico 5x10 G-1638  
Urban antracita lappato preincisión 5x10 G-1482

**Mosaico 5x30** (29,75x29,75cm-11.71"x11.71") **11 mm.**  
Urban antracita lappato preincisión 5x30 G-1426

**Mosaico 10x30** (29,75x29,75cm-11.71"x11.71") **11 mm.**  
Urban antracita lappato preincisión 10x30 G-1426

concrete  
cemento

ACCESORIES Complementos	FINISHES Acabados	GROUPS / Grupos
Outdoor grey peldaño	NATURAL	60X60 G-265
Outdoor grey peldaño ángulo	NATURAL	G-281
Outdoor grey gradone	NATURAL	G-559
Outdoor grey gradone ángulo	NATURAL	G-623

PACKING LIST	SIZE CM	SIZE INCH	BOX/ PALLET	PIECE/ BOX	M2/ PALLET	M2/ BOX	SQF/ PALLET	SQF/ BOX	KG/ PALLET	KG/ BOX	KG/ PIECE
60X60 (11 MM)	59,55x59,55	23.44x23.44	30	3	31,92	1,06	343,54	11,45	796	25,755	8,5

All sizes are rectified and without bevel edge finish.  
Todos los formatos son rectificadas y no biselados.  
Tiles with random shade and aspect variation.  
Producto con alta variación cromática y destonificación en composiciones.

ACCESORIES Complementos	FINISHES Acabados	GROUPS / Grupos
Newstone antracita peldaño	NATURAL LAPPATO	30X60 G-171 G-171
Newstone antracita peldaño ángulo	NATURAL LAPPATO	G-187 G-187
Newstone antracita gradone	NATURAL LAPPATO	G-499 G-499
Newstone antracita gradone ángulo	NATURAL LAPPATO	G-559 G-559

PACKING LIST	SIZE CM	SIZE INCH	BOX/ PALLET	PIECE/ BOX	M2/ PALLET	M2/ BOX	SQF/ PALLET	SQF/ BOX	KG/ PALLET	KG/ BOX	KG/ PIECE
30X60 (11 MM)	29,75x59,55	11.71x23.44	40	6	42,52	1,06	457,67	11,44	1050	25,675	4,24
30X30 (11 MM)	29,75x29,75	11.71x11.71	40	13	46,02	1,15	495,39	12,38	1000	24,43	1,868

All sizes are rectified and without bevel edge finish.  
Todos los formatos son rectificadas y no biselados.  
Tiles with random shade and aspect variation.  
Producto con alta variación cromática y destonificación en composiciones.

NEWSTONE VISON

11 mm




**30x30** (29,75 x 29,75 cm - 11.71" x 11.71") **11 mm.**  
 Urban vison natural 30x30 **G-1218**

NATURAL

NEWSTONE GRIS

11 mm




**30x60** (29,75 x 59,55 cm - 11.71" x 23.45") **11 mm.**  
 Line gris natural 30x60 **G-1218**




**45x45** (44,63 x 44,63 cm - 17.57" x 17.57") **11 mm.**  
 City gris natural 45x45 **G-1218**



**lista 15x60** (14,74 x 59,55 cm - 5.80" x 23.45") **11 mm.**  
 Line gris natural lista 15x60 **G-85**



**lista 10x60** (9,74 x 59,55 cm - 3.84" x 23.45") **11 mm.**  
 Line gris natural lista 10x60 **G-83**



**lista 7,5x60** (7,3 x 59,55 cm - 2.87" x 23.45") **11 mm.**  
 Line gris lappato lista 7,5x60 **G-81**

NATURAL

concrete  
cemento

ACCESORIES Complementos	FINISHES Acabados	GROUPS / Grupos 30X30
Newstone vison peldaño	NATURAL	G-171
Newstone vison peldaño ángulo	NATURAL	G-187
Newstone vison gradone	NATURAL	G-499
Newstone vison gradone ángulo	NATURAL	G-559

PACKING LIST	SIZE CM	SIZE INCH	BOX/ PALLET	PIECE/ BOX	M2/ PALLET	M2/ BOX	SQF/ PALLET	SQF/ BOX	KG/ PALLET	KG/ BOX	KG/ PIECE
30X30 (11 MM)	29,75x29,75	11.71x11.71	40	13	46,02	1,15	495,39	12,38	1000	24,43	1,868

All sizes are rectified and without bevel edge finish.  
 Todos los formatos son rectificadas y no biselados.  
 Tiles with random shade and aspect variation.  
 Producto con alta variación cromática y destonificación en composiciones.

ACCESORIES Complementos	FINISHES Acabados	GROUPS / Grupos 30X60 45X45
Newstone gris peldaño	NATURAL	G-171
Newstone gris peldaño ángulo	NATURAL	G-187
Newstone gris gradone	NATURAL	G-499
Newstone gris gradone ángulo	NATURAL	G-559

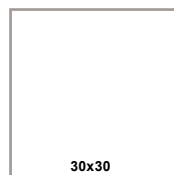
PACKING LIST	SIZE CM	SIZE INCH	BOX/ PALLET	PIECE/ BOX	M2/ PALLET	M2/ BOX	SQF/ PALLET	SQF/ BOX	KG/ PALLET	KG/ BOX	KG/ PIECE
30X60 (11 MM)	29,75x59,55	11.71x23.44	40	6	42,52	1,06	457,67	11,44	1050	25,675	4,24
45X45 (11 MM)	44,63x44,63	17.57x17.57	68	5	67,72	1,00	728,96	10,72	1530	22,16	4,389

All sizes are rectified and without bevel edge finish.  
 Todos los formatos son rectificadas y no biselados.  
 Tiles with random shade and aspect variation.  
 Producto con alta variación cromática y destonificación en composiciones.

# Encaustic 2.0 & Encaustic collection



SIZES **11 mm.**




30x30

ENCAUSTIC 2.0

COLORS

CIRCLE CROSS COAL WHITE



ENCAUSTIC

COLORS

BLUE MIX BEIGE GRAPHITE GREY BLACK



<b>9</b> COLOURS COLORES	<b>1</b> SIZES FORMATOS	<b>2</b> FINISH ACABADO	NATURAL LAPPATO	 11 mm
--------------------------------	-------------------------------	-------------------------------	--------------------	-----------






product: Encaustic 2.0 coal decor lappato 30x30



product: Encaustic 2.0 cross decor lappato 30x30





ENCAUSTIC 2.0 WHITE DECOR



LAPPATO

**30x30** (29,75 x 29,75 cm - 11.71" x 11.71") **11 mm.**  
 Encaustic white decor lappato 30x30 G-1314

11mm

ENCAUSTIC 2.0 CROSS DECOR



LAPPATO

**30x30** (29,75 x 29,75 cm - 11.71" x 11.71") **11 mm.**  
 Encaustic cross decor lappato 30x30 G-1314

ENCAUSTIC BLUE MIX DECOR



NATURAL

**30x30** (29,75 x 29,75 cm - 11.71" x 11.71") **11 mm.**  
 Encaustic blue mix decor 30x30 G-1284

11mm

ENCAUSTIC GRAPHITE DECOR



NATURAL

**30x30** (29,75 x 29,75 cm - 11.71" x 11.71") **11 mm.**  
 Encaustic graphite decor 30x30 G-1284

ENCAUSTIC 2.0 COAL DECOR



LAPPATO

**30x30** (29,75 x 29,75 cm - 11.71" x 11.71") **11 mm.**  
 Encaustic coal decor lappato 30x30 G-1314

ENCAUSTIC 2.0 CIRCLE DECOR



LAPPATO

**30x30** (29,75 x 29,75 cm - 11.71" x 11.71") **11 mm.**  
 Encaustic circle decor lappato 30x30 G-1314

ENCAUSTIC BEIGE DECOR



NATURAL

**30x30** (29,75 x 29,75 cm - 11.71" x 11.71") **11 mm.**  
 Encaustic beige decor 30x30 G-1284

LAPPATO

DIN R10

DCOF >0,42

PTV > 36  
MODERATE SLIP POTENTIAL

CLASE 2

PACKING LIST	SIZE CM	SIZE INCH	BOX/ PALLET	PIECE/ BOX	M2/ PALLET	M2/ BOX	SQF/ PALLET	SQF/ BOX	KG/ PALLET	KG/ BOX	KG/ PIECE
30X30 (11 MM)	29,75x29,75	11.71x11.71	40	13	46,02	1,15	495,39	12,38	1000	24,43	1,868

Test done in encaustic 2.0 white decor lappato 30x30. Average test result value on July 2017. Consult specific product test result value before supplying.  
 Prueba realizada sobre el producto encaustic 2.0 white decor lappato 30x30. Valor de media a fecha Julio de 2017. Consultar valor de un producto específico antes del suministro.

NATURAL

DIN R10

DCOF >0,42

PTV > 24  
MODERATE SLIP POTENTIAL

CLASE 1

PACKING LIST	SIZE CM	SIZE INCH	BOX/ PALLET	PIECE/ BOX	M2/ PALLET	M2/ BOX	SQF/ PALLET	SQF/ BOX	KG/ PALLET	KG/ BOX	KG/ PIECE
30X30 (11 MM)	29,75x29,75	11.71x11.71	40	13	46,02	1,15	495,39	12,38	1000	24,43	1,868


Test done in encaustic 2.0 white decor lappato 30x30. Average test result value on July 2017. Consult specific product test result value before supplying.  
 Prueba realizada sobre el producto encaustic 2.0 white decor lappato 30x30. Valor de media a fecha Julio de 2017. Consultar valor de un producto específico antes del suministro.


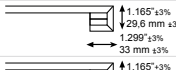

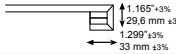
All sizes are rectified and without bevel edge finish.  
 Todos los formatos son rectificadas y no biselados.  
 Tiles with random shade and aspect variation.  
 Producto con alta variación cromática y destonificación en composiciones.

All sizes are rectified and without bevel edge finish.  
 Todos los formatos son rectificadas y no biselados.  
 Tiles with random shade and aspect variation.  
 Producto con alta variación cromática y destonificación en composiciones.




NATURAL


	<b>30x30</b> (29,75 x 29,75 cm - 11.71" x 11.71")	<b>11 mm.</b>
	Encaustic grey natural 30x30	G-1284


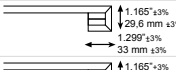

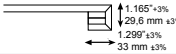
ACCESORIES Complementos	FINISHES Acabados	GROUPS / Grupos 30x30
 Encaustic grey gradone	 NATURAL	G-471
 Encaustic grey gradone ángulo	 NATURAL	G-527

11mm



NATURAL

	<b>30x30</b> (29,75 x 29,75 cm - 11.71" x 11.71")	<b>11 mm.</b>
	Encaustic black natural 30x30	G-1284

ACCESORIES Complementos	FINISHES Acabados	GROUPS / Grupos 30x30
 Encaustic black gradone	 NATURAL	G-471
 Encaustic black gradone ángulo	 NATURAL	G-527

NATURAL	DIN R10	DCOF >0,42	PTV > 24	CLASE 1
DIN 61130	ANSI A 137.1-2012	BS EN 13036-4	UNE-ENV 12633	

All sizes are rectified and without bevel edge finish.  
 Todos los formatos son rectificadas y no biselados.  
 Tiles with random shade and aspect variation.  
 Producto con alta variación cromática y desentonificación en composiciones.

PACKING LIST	SIZE CM	SIZE INCH	BOX/ PALLET	PIECE/ BOX	M2/ PALLET	M2/ BOX	SQF/ PALLET	SQF/ BOX	KG/ PALLET	KG/ BOX	KG/ PIECE
30X30 (11 MM)	29,75x29,75	11.71x11.71	40	13	46,02	1,15	495,39	12,38	1000	24,43	1,868

Test done in encaustic 2.0 white decor lappato 30x30. Average test result value on July 2017.  
 Consult specific product test result value before supplying.  
 Prueba realizada sobre el producto encaustic 2.0 white decor lappato 30x30. Valor de media a fecha Julio de 2017.  
 Consultar valor de un producto específico antes del suministro.



product: Encaustic grey natural 30x30 / Encaustic graphite decor 30x30

# Hydraulic collection


encaustic  
hidráulico



It is an identity, a style, a proud acknowledgement of past times.  
Es identidad, es estilo, es un guiño orgulloso a tiempos pasados.

SIZES 11 mm.

COLORS



4	1	1	NATURAL	
COLOURS COLORES	SIZES FORMATOS	FINISH ACABADO		11 mm





LE FABRIQUE HOTEL - Champagne - (Switzerland) - architects: DANIEL FOURNIER AGENCEMENT

product: Terratec black lappato 60X60 & Hydraulic patchwok natural 30X30



THE RED DOOR SALON & SPA - Washington, DC - USA. -architects: CDMA DESIGN BUREAU, INC - int. designers: TESTANI DESIGN TROUPE

product: Hydraulic black natural 30x30



HYDRAULIC PATCHWORK

11mm



NATURAL

30x30 (29,75 x 29,75 cm - 11.71" x 11.71") 11 mm.  
Hydraulic patchwork natural 30x30 G-1284



product: Hydraulic patchwork natural 30x30 - 27 DIFFERENT ALEATORY PATTERNS

HYDRAULIC BLACK

11mm



NATURAL

30x30 (29,75 x 29,75 cm - 11.71" x 11.71") 11 mm.  
Hydraulic black natural 30x30 G-1284



4 pzs

HYDRAULIC GREY



NATURAL

30x30 (29,75 x 29,75 cm - 11.71" x 11.71") 11 mm.  
Hydraulic grey natural 30x30 G-1284



4 pzs

HYDRAULIC BLUE



NATURAL

30x30 (29,75 x 29,75 cm - 11.71" x 11.71") 11 mm.  
Hydraulic blue natural 30x30 G-1284



4 pzs

NATURAL

DIN R10

DCOF >0,42

PTV > 24

CLASE 1

PACKING LIST	SIZE CM	SIZE INCH	BOX/ PALLET	PIECE/ BOX	M2/ PALLET	M2/ BOX	SQF/ PALLET	SQF/ BOX	KG/ PALLET	KG/ BOX	KG/ PIECE
30X30 (11 MM)	29,75x29,75	11.71x11.71	40	13	46,02	1,15	495,39	12,38	1000	24,43	1,868

Test done in Hydraulic grey natural 30x30. Average test result value on January 2014. Consult specific product test result value before supplying. Prueba realizada sobre el producto Hydraulic grey natural 30x30. Valor de media a fecha Enero de 2014. Consultar valor de un producto específico antes del suministro.

NATURAL

DIN R10

DCOF >0,42

PTV > 24

CLASE 1

PACKING LIST	SIZE CM	SIZE INCH	BOX/ PALLET	PIECE/ BOX	M2/ PALLET	M2/ BOX	SQF/ PALLET	SQF/ BOX	KG/ PALLET	KG/ BOX	KG/ PIECE
30X30 (11 MM)	29,75x29,75	11.71x11.71	40	13	46,02	1,15	495,39	12,38	1000	24,43	1,868

Test done in Hydraulic grey natural 30x30. Average test result value on January 2014. Consult specific product test result value before supplying. Prueba realizada sobre el producto Hydraulic grey natural 30x30. Valor de media a fecha Enero de 2014. Consultar valor de un producto específico antes del suministro.

All sizes are rectified and without bevel edge finish. Todos los formatos son rectificadas y no biselados. Tiles with random shade and aspect variation. Producto con alta variación cromática y destonificación en composiciones.

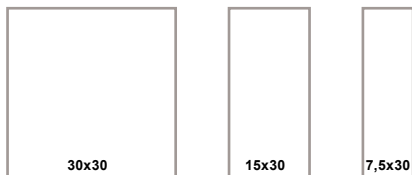
All sizes are rectified and without bevel edge finish. Todos los formatos son rectificadas y no biselados. Tiles with random shade and aspect variation. Producto con alta variación cromática y destonificación en composiciones.

# A.mano collection



encaustic  
hidráulico

SIZES 11 mm.



<b>4</b>	<b>3</b>	<b>2</b>	NATURAL DECOR	 11 mm
COLOURS COLORES	SIZES FORMATOS	FINISH ACABADO		

COLORS





product: A.mano black natural 30x30, black natural gradone 30x30





product: A mano grey decor 30x30



product: A.mano white natural 30x30, black natural 30x30



product: A.mano rosso decor 30x30 & rosso decor gradone 30x30

**A.MANO BLACK**

11mm



DECOR



NATURAL

	<b>30x30</b> (29,75 x 29,75 cm - 11.71" x 11.71")	11 mm.
	A.mano black natural 30x30	G-1284
	A.mano black decor 30x30	G-1284
	<b>15x30</b> (14,73 x 29,75 cm - 5.79" x 11.71")	11 mm.
	A.mano black natural 15x30	G-1470
	<b>7,5x30</b> (7,29 x 29,75 cm - 2.87" x 11.71")	11 mm.
	A.mano black natural 7,5x30	G-1544
	<b>mosaico 30x30</b> (29,75 x 29,75 cm - 11.71" x 11.71")	11 mm.
	A.mano black natural mosaico 30x30	G-1654

ACCESORIES Complementos	FINISHES Acabados	GROUPS / Grupos 30x30
A.mano black gradone	NATURAL	G-471
A.mano black gradone ángulo	NATURAL	G-527

**A.MANO GREY**



DECOR



NATURAL

	<b>30x30</b> (29,75 x 29,75 cm - 11.71" x 11.71")	11 mm.
	A.mano grey natural 30x30	G-1284
	A.mano black decor 30x30	G-1284
	<b>15x30</b> (14,73 x 29,75 cm - 5.79" x 11.71")	11 mm.
	A.mano grey natural 15x30	G-1470
	<b>7,5x30</b> (7,29 x 29,75 cm - 2.87" x 11.71")	11 mm.
	A.mano grey natural 7,5x30	G-1544
	<b>mosaico 30x30</b> (29,75 x 29,75 cm - 11.71" x 11.71")	11 mm.
	A.mano grey natural mosaico 30x30	G-1654

ACCESORIES Complementos	FINISHES Acabados	GROUPS / Grupos 30x30
A.mano grey gradone	NATURAL	G-471
A.mano grey gradone ángulo	NATURAL	G-527

**A.MANO WHITE**

11mm



DECOR



NATURAL

	<b>30x30</b> (29,75 x 29,75 cm - 11.71" x 11.71")	11 mm.
	A.mano white natural 30x30	G-1284
	A.mano white decor 30x30	G-1284
	<b>15x30</b> (14,73 x 29,75 cm - 5.79" x 11.71")	11 mm.
	A.mano white natural 15x30	G-1470
	<b>7,5x30</b> (7,29 x 29,75 cm - 2.87" x 11.71")	11 mm.
	A.mano white natural 7,5x30	G-1544
	<b>mosaico 30x30</b> (29,75 x 29,75 cm - 11.71" x 11.71")	11 mm.
	A.mano white natural mosaico 30x30	G-1654

ACCESORIES Complementos	FINISHES Acabados	GROUPS / Grupos 30x30
A.mano white gradone	NATURAL	G-471
A.mano white gradone ángulo	NATURAL	G-527

**A.MANO ROSSO**



DECOR



NATURAL

	<b>30x30</b> (29,75 x 29,75 cm - 11.71" x 11.71")	11 mm.
	A.mano rosso natural 30x30	G-1284
	A.mano rosso decor 30x30	G-1284
	<b>15x30</b> (14,73 x 29,75 cm - 5.79" x 11.71")	11 mm.
	A.mano rosso natural 15x30	G-1470
	<b>7,5x30</b> (7,29 x 29,75 cm - 2.87" x 11.71")	11 mm.
	A.mano rosso natural 7,5x30	G-1544
	<b>mosaico 30x30</b> (29,75 x 29,75 cm - 11.71" x 11.71")	11 mm.
	A.mano rosso natural mosaico 30x30	G-1654

ACCESORIES Complementos	FINISHES Acabados	GROUPS / Grupos 30x30
A.mano rosso gradone	NATURAL	G-471
A.mano rosso gradone ángulo	NATURAL	G-527

NATURAL	DIN R10	DCOF >0,42	PTV > 24	CLASE 1
	DIN 6130	ANSI A 137.1-2012	BS EN 13036-4	UNE-ENV 12633

All sizes are rectified and without bevel edge finish.  
 Todos los formatos son rectificadas y no biselados.  
 Tiles with random shade and aspect variation.  
 Producto con alta variación cromática y destonificación en composiciones.

PACKING LIST	SIZE CM	SIZE INCH	BOX/ PALLET	PIECE/ BOX	M2/ PALLET	M2/ BOX	SQF/ PALLET	SQF/ BOX	KG/ PALLET	KG/ BOX	KG/ PIECE
30X30 (11 MM)	29,75x29,75	11.71x11.71	40	13	46,02	1,15	495,39	12,38	1000	24,43	1,868

Test done in A.mano rosso decor 30x30. Average test result value on July 2016.  
 Consult specific product test result value before supplying.  
 Prueba realizada sobre el producto A.mano rosso decor. Valor de media a fecha Julio de 2016.  
 Consultar valor de un producto específico antes del suministro.

NATURAL	DIN R10	DCOF >0,42	PTV > 24	CLASE 1
	DIN 6130	ANSI A 137.1-2012	BS EN 13036-4	UNE-ENV 12633

All sizes are rectified and without bevel edge finish.  
 Todos los formatos son rectificadas y no biselados.  
 Tiles with random shade and aspect variation.  
 Producto con alta variación cromática y destonificación en composiciones.

PACKING LIST	SIZE CM	SIZE INCH	BOX/ PALLET	PIECE/ BOX	M2/ PALLET	M2/ BOX	SQF/ PALLET	SQF/ BOX	KG/ PALLET	KG/ BOX	KG/ PIECE
30X30 (11 MM)	29,75x29,75	11.71x11.71	40	13	46,02	1,15	495,39	12,38	1000	24,43	1,868

Test done in A.mano rosso decor 30x30. Average test result value on July 2016.  
 Consult specific product test result value before supplying.  
 Prueba realizada sobre el producto A.mano rosso decor. Valor de media a fecha Julio de 2016.  
 Consultar valor de un producto específico antes del suministro.


# Terrazo collection



encaustic  
hidráulico

SIZES 11 mm.

COLORS



30x30

5	1	1	NATURAL	
COLOURS COLORES	SIZES FORMATOS	FINISH ACABADO		11 mm

BLACK	GREY	WHITE	MOSS	BROWN






product: Terrazzo brown decor 30x30

TERRAZO MOSS

11mm



NATURAL

	<b>30x30</b> (29,75 x 29,75 cm - 11.71" x 11.71") <b>11 mm.</b>	
	Terrazzo moss natural 30x30	G-1284
	Terrazzo moss decor 30x30	G-1284




DECOR

TERRAZO BROWN

11mm



NATURAL

	<b>30x30</b> (29,75 x 29,75 cm - 11.71" x 11.71") <b>11 mm.</b>	
	Terrazzo brown natural 30x30	G-1284
	Terrazzo brown decor 30x30	G-1284




DECOR

TERRAZO GREY & WHITE




WHITE NATURAL

	<b>30x30</b> (29,75 x 29,75 cm - 11.71" x 11.71") <b>11 mm.</b>	
	Terrazzo white natural 30x30	G-1284
	Terrazzo grey decor 30x30	G-1284





GREY DECOR

TERRAZO BLACK



NATURAL

	<b>30x30</b> (29,75 x 29,75 cm - 11.71" x 11.71") <b>11 mm.</b>	
	Terrazzo black natural 30x30	G-1284
	Terrazzo black decor 30x30	G-1284




DECOR

	<b>DIN R10</b>	<b>DCOF &gt;0,42</b>	<b>PTV &gt; 24</b> MODERATE SLIP POTENTIAL	<b>CLASE 1</b>
DIN 6130	ANSI A 137.1-2012	BS EN 13036-4	UNE-EN 12633	

PACKING LIST	SIZE CM	SIZE INCH	BOX/ PALLET	PIECE/ BOX	M2/ PALLET	M2/ BOX	SQF/ PALLET	SQF/ BOX	KG/ PALLET	KG/ BOX	KG/ PIECE
30X30 (11 MM)	29,75x29,75	11.71x11.71	40	13	46,02	1,15	495,39	12,38	1000	24,43	1,868

Test done in Terrazzo brown decor 30x30. Average test result value on September 2014. Consult specific product test result value before supplying. Prueba realizada sobre el producto Terrazzo brown decor 30x30. Valor de media a fecha de Septiembre de 2014. Consultar valor de un producto específico antes del suministro.

	<b>DIN R10</b>	<b>DCOF &gt;0,42</b>	<b>PTV &gt; 24</b> MODERATE SLIP POTENTIAL	<b>CLASE 1</b>
DIN 6130	ANSI A 137.1-2012	BS EN 13036-4	UNE-EN 12633	

PACKING LIST	SIZE CM	SIZE INCH	BOX/ PALLET	PIECE/ BOX	M2/ PALLET	M2/ BOX	SQF/ PALLET	SQF/ BOX	KG/ PALLET	KG/ BOX	KG/ PIECE
30X30 (11 MM)	29,75x29,75	11.71x11.71	40	13	46,02	1,15	495,39	12,38	1000	24,43	1,868

Test done in Terrazzo brown decor 30x30. Average test result value on September 2014. Consult specific product test result value before supplying. Prueba realizada sobre el producto Terrazzo brown decor 30x30. Valor de media a fecha de Septiembre de 2014. Consultar valor de un producto específico antes del suministro.

All sizes are rectified and without bevel edge finish. Todos los formatos son rectificadas y no biselados. Tiles with random shade and aspect variation. Producto con alta variación cromática y destonificación en composiciones.

All sizes are rectified and without bevel edge finish. Todos los formatos son rectificadas y no biselados. Tiles with random shade and aspect variation. Producto con alta variación cromática y destonificación en composiciones.


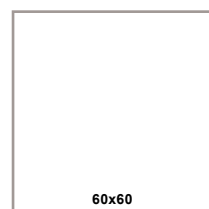


# Terratec & Nanoterratec collection

encaustic  
hidráulico



SIZES **11 mm.** **7 mm.**



<b>TERRATEC</b>				
<b>3</b> COLOURS COLORES	<b>1</b> SIZES FORMATOS	<b>2</b> FINISH ACABADO	NATURAL LAPPATO	 11 mm
<b>NANOTERRATEC</b>				
<b>3</b> COLOURS COLORES	<b>1</b> SIZES FORMATOS	<b>2</b> FINISH ACABADO	NATURAL LAPPATO	 7 mm

TERRATEC COLORS TERRATEC & NANOTERRATEC COLORS NANOTERRATEC COLORS









TERRATEC & NANOTERRATEC 7.0 WHITE

7 mm / 11 mm



NATURAL






	<b>90x90</b> (89,46 x 89,46 cm - 35.22" x 35.22") <b>7 mm.</b> Nanoterratec 7.0 white natural 90x90 <b>G-1486</b> Nanoterratec 7.0 white lappato 90x90 <b>G-1506</b>
	<b>60x60</b> (59,55 x 59,55 cm - 23.45" x 23.45") <b>11 mm.</b> Terratec white naturala 60x60 <b>G-1368</b>
	<b>rodapié 7,5x90</b> (7,3 x 89,46 cm - 2.87" x 35.22") <b>7 mm.</b> Nanoterratec 7.0 white natural rodapié 90 <b>G-139</b>
	<b>lista 7,5x90</b> (7,3 x 89,46 cm - 2.87" x 35.22") <b>7 mm.</b> Nanoterratec 7.0 white natural lista 7,5x90 <b>G-119</b> Nanoterratec 7.0 white lappato lista 7,5x90 <b>G-125</b>

TERRATEC & NANOTERRATEC 7.0 GREY









7 mm / 11 mm



NATURAL



	<b>90x90</b> (89,46 x 89,46 cm - 35.22" x 35.22") <b>7 mm.</b> Nanoterratec 7.0 grey natural 90x90 <b>G-1466</b>
	<b>60x60</b> (59,55 x 59,55 cm - 23.45" x 23.45") <b>11 mm.</b> Terratec grey naturala 60x60 <b>G-1368</b>
	<b>rodapié 7,5x90</b> (7,3 x 89,46 cm - 2.87" x 35.22") <b>7 mm.</b> Nanoterratec 7.0 grey natural rodapié 90 <b>G-131</b>
	<b>lista 7,5x90</b> (7,3 x 89,46 cm - 2.87" x 35.22") <b>7 mm.</b> Nanoterratec 7.0 grey natural lista 7,5x90 <b>G-115</b>
	<b>lista 7,5x60</b> (7,3 x 59,55 cm - 2.87" x 23.45") <b>11 mm.</b> Terratec grey lappato lista 7,5x60 <b>G-99</b>









	<b>DIN R10</b> DIN 51130	<b>DCOF &gt; 0,42</b> ANSI A137.1 S-9.6.1	<b>PTV &gt; 24</b> MODERATE SLIP POTENTIAL BS 7976-2	<b>CLASE 1</b> UNE-ENV 12633
	<b>DIN R10</b> DIN 51130	<b>DCOF &gt; 0,42</b> ANSI A137.1 S-9.6.1	<b>PTV &gt; 24</b> MODERATE SLIP POTENTIAL BS 7976-2	<b>CLASE 3</b> UNE-ENV 12633









ACCESORIES Complementos	FINISHES Acabados	GROUPS / Grupos 90x90
 Nanoterratec white peldaño	 NATURAL LAPPATO	G-559 G-570
 Nanoterratec white peldaño ángulo	 NATURAL LAPPATO	G-570 G-583
 Nanoterratec white gradone	 NATURAL LAPPATO	G-779 G-779
 Nanoterratec white gradone ángulo	 NATURAL LAPPATO	G-829 G-829

PACKING LIST	SIZE CM	SIZE INCH	BOX/ PALLET	PIECE/ BOX	M2/ PALLET	M2/ BOX	SQF/ PALLET	SQF/ BOX	KG/ PALLET	KG/ BOX	KG/ PIECE
90X90 (7 MM)	89,46x89,46	35,22x35,22	20	2	32,01	1,60	344,58	17,23	610	28,851	14,288
60X60 (11 MM)	59,55x59,55	23,44x23,44	30	3	31,92	1,06	343,54	11,45	796	25,755	8,5

	<b>DIN R10</b> DIN 51130	<b>DCOF &gt; 0,42</b> ANSI A137.1 S-9.6.1	<b>PTV &gt; 24</b> MODERATE SLIP POTENTIAL BS 7976-2	<b>CLASE 1</b> UNE-ENV 12633
	<b>DIN R10</b> DIN 51130	<b>DCOF &gt; 0,42</b> ANSI A137.1 S-9.6.1	<b>PTV &gt; 24</b> MODERATE SLIP POTENTIAL BS 7976-2	<b>CLASE 3</b> UNE-ENV 12633

ACCESORIES Complementos	FINISHES Acabados	GROUPS / Grupos 90x90
 Nanoterratec grey peldaño	 NATURAL LAPPATO	G-543 -
 Nanoterratec grey peldaño ángulo	 NATURAL LAPPATO	G-559 -
 Nanoterratec grey gradone	 NATURAL LAPPATO	G-779 -
 Nanoterratec grey gradone ángulo	 NATURAL LAPPATO	G-829 -

ACCESORIES Complementos	FINISHES Acabados	GROUPS / Grupos 60x60
 Terratec grey peldaño	 NATURAL LAPPATO	- G-281
 Terratec grey peldaño ángulo	 NATURAL LAPPATO	- G-299
 Terratec grey gradone	 NATURAL LAPPATO	- G-585
 Terratec grey gradone ángulo	 NATURAL LAPPATO	- G-633

PACKING LIST	SIZE CM	SIZE INCH	BOX/ PALLET	PIECE/ BOX	M2/ PALLET	M2/ BOX	SQF/ PALLET	SQF/ BOX	KG/ PALLET	KG/ BOX	KG/ PIECE
90X90 (7 MM)	89,46x89,46	35,22x35,22	20	2	32,01	1,60	344,58	17,23	610	28,851	14,288
60X60 (11 MM)	59,55x59,55	23,44x23,44	30	3	31,92	1,06	343,54	11,45	796	25,755	8,5

All sizes are rectified and without bevel edge finish.  
Todos los formatos son rectificadas y no biselados.  
Tiles with random shade and aspect variation.  
Producto con alta variación cromática y destonificación en composiciones.



Test done in Terratec black natural 60x60. Average test result value on September 2014. Consult specific product test result value before supplying.  
Pruebas realizadas sobre el producto Terratec black lappato 60x60. Valor de media a fecha de Septiembre de 2014. Consultar valor de un producto específico antes del suministro.

All sizes are rectified and without bevel edge finish.  
Todos los formatos son rectificadas y no biselados.  
Tiles with random shade and aspect variation.  
Producto con alta variación cromática y destonificación en composiciones.

Test done in Terratec black natural 60x60. Average test result value on September 2014. Consult specific product test result value before supplying.  
Pruebas realizadas sobre el producto Terratec black lappato 60x60. Valor de media a fecha de Septiembre de 2014. Consultar valor de un producto específico antes del suministro.

NANOTERRATEC 7.0 BLACK

7 mm



**90x90** (89,46 x 89,46 cm - 35.22" x 35.22") **7 mm.**  
 Nanoterratec 7.0 black natural 90x90 **G-1466**



**rodapié 7,5x90** (7,3 x 89,46 cm - 2.87" x 35.22") **7 mm.**  
 Nanoterratec 7.0 black natural rodapié 90 **G-139**



**lista 7,5x90** (7,3 x 89,46 cm - 2.87" x 35.22") **7 mm.**  
 Nanoterratec 7.0 black natural lista 7,5x90 **G-119**

NATURAL

NATURAL

**DIN R10**  
DIN 51130

**DCOF > 0,42**  
ANSI A137.1 S-9.6.1

**PTV > 24**  
MODERATE SLIP POTENTIAL  
 BS 7976-2


**CLASE 1**  
UNE-ENV 12633

ACCESORIES Complementos	FINISHES Acabados	GROUPS / Grupos 90x90
Nanoterratec black peldaño	NATURAL	G-543
Nanoterratec black peldaño ángulo	NATURAL	G-559
Nanoterratec black gradone	NATURAL	G-779
Nanoterratec black gradone ángulo	NATURAL	G-829

PACKING LIST	SIZE CM	SIZE INCH	BOX/ PALLET	PIECE/ BOX	M2/ PALLET	M2/ BOX	SQF/ PALLET	SQF/ BOX	KG/ PALLET	KG/ BOX	KG/ PIECE
90X90 (7 MM)	89,46x89,46	35.22x35.22	20	2	32,01	1,60	344,58	17,23	610	28,851	14,288

TERRATEC BEIGE

11 mm



**60x60** (59,55 x 59,55 cm - 23.45" x 23.45") **11 mm.**  
 Terratec beige natural 60x60 **G-1330**



**rodapié 7,5x60** (7,3 x 59,55 cm - 2.87" x 23.45") **7 mm.**  
 Nanoterratec 7.0 grey natural rodapié 7,5x60 **G-131**



**lista 7,5x60** (7,3 x 59,55 cm - 2.87" x 23.45") **11 mm.**  
 Terratec beige natural lista 7,5x60 **G-97**

NATURAL

NATURAL

**DIN R10**  
DIN 51130

**DCOF > 0,42**  
ANSI A137.1 S-9.6.1

**PTV > 24**  
MODERATE SLIP POTENTIAL  
 BS 7976-2

**CLASE 1**  
UNE-ENV 12633

ACCESORIES Complementos	FINISHES Acabados	GROUPS / Grupos 60x60
Terratec beige peldaño	NATURAL	G-265
Terratec beige peldaño ángulo	NATURAL	G-281
Terratec beige gradone	NATURAL	G-585
Terratec beige gradone ángulo	NATURAL	G-633

PACKING LIST	SIZE CM	SIZE INCH	BOX/ PALLET	PIECE/ BOX	M2/ PALLET	M2/ BOX	SQF/ PALLET	SQF/ BOX	KG/ PALLET	KG/ BOX	KG/ PIECE
60X60 (11 MM)	59,55x59,55	23.44x23.44	30	3	31,92	1,06	343,54	11,45	796	25,755	8,5

All sizes are rectified and without bevel edge finish.  
 Todos los formatos son rectificadas y no biselados.  
 Tiles with random shade and aspect variation.  
 Producto con alta variación cromática y destonificación en composiciones.

Test done in Terratec black natural 60x60. Average test result value on September 2014. Consult specific product test result value before supplying.  
 Pruebas realizadas sobre el producto Terratec black natural 60x60. Valor de media a fecha de Septiembre de 2014. Consultar valor de un producto específico antes del suministro.

All sizes are rectified and without bevel edge finish.  
 Todos los formatos son rectificadas y no biselados.  
 Tiles with random shade and aspect variation.  
 Producto con alta variación cromática y destonificación en composiciones.

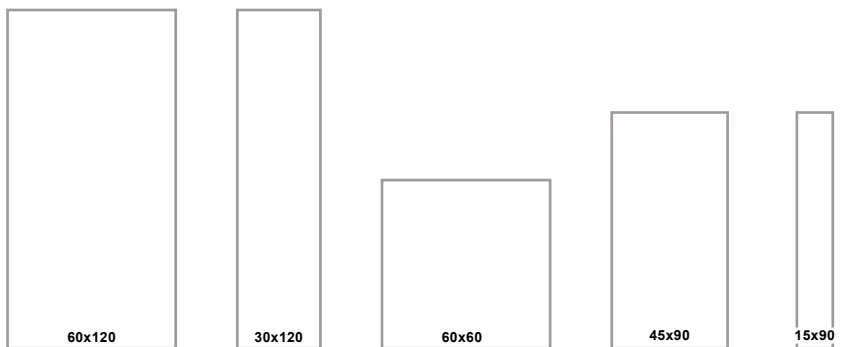
Test done in Terratec black natural 60x60. Average test result value on September 2014. Consult specific product test result value before supplying.  
 Pruebas realizadas sobre el producto Terratec black natural 60x60. Valor de media a fecha de Septiembre de 2014. Consultar valor de un producto específico antes del suministro.

# Earth collection




stone  
piedra

SIZES 7 mm.



<b>3</b> COLOURS COLORES	<b>5</b> SIZES FORMATOS	<b>3</b> FINISH ACABADO	NATURAL LAPPATO NON-SLIP	 7 mm
--------------------------------	-------------------------------	-------------------------------	--------------------------------	----------

COLORS


















7mm



<b>60x120</b> (59,55 x 119,3 cm - 23.45" x 46.97")	<b>7 mm.</b>
Earth blue natural 60x120	G-1282
Earth blue lappato 60x120	G-1314
<b>30x120</b> (29,67 x 119,3 cm - 11,68"x46,97")	<b>7 mm.</b>
Earth blue natural 30x120	G-1362
Earth blue lappato 30x120	G-1396
<b>60x60</b> (59,55 x 59,55 cm - 23.45"x23.45")	<b>7 mm.</b>
Earth blue natural 60x60	G-1186
<b>45x90</b> (44,63 x 89,46 cm - 17.57" x 35.22")	<b>7 mm.</b>
Earth blue natural 45x90	G-1208
Earth blue lappato 45x90	G-1232
<b>15x90</b> (14,74 x 89,46 cm - 5.80" x 35.22")	<b>7 mm.</b>
Earth blue natural 15x90	G-1318
Earth blue lappato 15x90	G-1342
<b>lista 7,5x90</b> (7,3 x 89,46 cm - 2.87" x 35.22")	<b>7 mm.</b>
Earth blue natural lista 7,5x90	G-109
Earth blue lappato lista 7,5x90	G-111
<b>rodapié 7,5x90</b> (7,3 x 89,46 cm - 2.87" x 35.22")	<b>7 mm.</b>
Earth blue natural rodapié 7,5x90	G-119
Earth blue lappato rodapié 7,5x90	G-123
<b>lista 7,5x60</b> (7,3 x 59,55 cm - 2.87" x 23.45")	<b>7 mm.</b>
Earth blue natural lista 7,5x60	G-91
<b>rodapié 7,5x60</b> (7,3 x 59,55 cm - 2.87" x 23.452")	<b>7 mm.</b>
Earth blue natural rodapié 7,5x60	G-93
<b>Mosaico 5x5</b> (29,75x29,75cm - 11.71"x11.71")	<b>7 mm.</b>
Earth blue natural mosaico 5x5	G-1584

NATURAL

NATURAL	DIN R10	DIN C	DCOF >0,42	PTV > 24	CLASE 1
DIN 51130	DIN 51997	ANSI A 137.1	BS EN 13036-4	UNE 41901 EX	
LAPPATO	DIN R10		DCOF >0,42	PTV > 24	CLASE 1
DIN 51130		ANSI A 137.1	BS EN 13036-4	UNE 41901 EX	

ACCESORIES Complementos	FINISHES Acabados	GROUPS / Grupos
Earth blue peldaño	NATURAL	G-315 G-319
Earth blue peldaño ángulo	NATURAL	G-333 G-337
Earth blue gradone	NATURAL	G-693 G-603
Earth blue gradone ángulo	NATURAL	G-749 G-623
	LAPPATO	G-319 G-323
	LAPPATO	G-337 G-355
	LAPPATO	G-701 G-609
	LAPPATO	G-755 G-633

PACKING LIST	SIZE CM	SIZE INCH	BOX/ PALLET	PIECE/ BOX	M2/ BOX	M2/ PALLET	SQF/ BOX	SQF/ PALLET	KG/ PALLET	KG/ BOX	KG/ PIECE
60X120 (7 MM)	59,55x119,3	23.44x46.97	30	2	1,42	42,63	15,29	458,83	780	25,234	12,437
30X120 (7 MM)	29,67x119,3	11.68x46.97	36	5	63,71	1,77	685,81	19,05	778	20,96	4,123
60X60 (7 MM)	59,55x59,55	23.44x23.44	30	5	53,19	1,77	572,57	19,09	950	30,898	6,129
45x90 (7 MM)	44,63x89,46	17.57x35.22	27	5	53,90	2,00	580,18	21,49	980	35,442	7,035
15X90 (7 MM)	14,77x89,46	5,81x35,22	36	12	1,59	57,08	17,07	614,42	1048	28,47	2,345




All sizes are rectified and without bevel edge finish.  
 Todos los formatos son rectificadas y no biselados.  
 Tiles with random shade and aspect variation.  
 Producto con alta variación cromática y destonificación en composiciones.

Test done in Artec white natural. Average test result value on August 2017.  
 Consult specific product test result value before supplying.  
 Prueba realizada sobre el producto Artec white natural. Valor de media a fecha de agosto de 2017.  
 Consultar valor de un producto específico antes del suministro.

EARTH WHITE


7mm



<b>60x120</b> (59,55 x 119,3 cm - 23.45" x 46.97")	<b>7 mm.</b>
Earth white natural 60x120	G-1282
Earth white lappato 60x120	G-1314
<b>30x120</b> (29,67 x 119,3 cm - 11,68"x46,97")	<b>7 mm.</b>
Earth white natural 30x120	G-1362
Earth white lappato 30x120	G-1396
<b>60x60</b> (59,55 x 59,55 cm - 23.45"x23.45")	<b>7 mm.</b>
Earth white natural 60x60	G-1186
Earth white non-slip 60x60	G-1208
<b>45x90</b> (44,63 x 89,46 cm - 17.57" x 35.22")	<b>7 mm.</b>
Earth white natural 45x90	G-1208
Earth white lappato 45x90	G-1232
<b>15x90</b> (14,74 x 89,46 cm - 5.80" x 35.22")	<b>7 mm.</b>
Earth white natural 15x90	G-1318
Earth white lappato 15x90	G-1342
<b>lista 7,5x90</b> (7,3 x 89,46 cm - 2.87" x 35.22")	<b>7 mm.</b>
Earth white natural lista 7,5x90	G-109
Earth white lappato lista 7,5x90	G-111
<b>rodapié 7,5x90</b> (7,3 x 89,46 cm - 2.87" x 35.22")	<b>7 mm.</b>
Earth white natural rodapié 7,5x90	G-119
Earth white lappato rodapié 7,5x90	G-123
<b>lista 7,5x60</b> (7,3 x 59,55 cm - 2.87" x 23.45")	<b>7 mm.</b>
Earth white natural lista 7,5x60	G-91
<b>rodapié 7,5x60</b> (7,3 x 59,55 cm - 2.87" x 23.452")	<b>7 mm.</b>
Earth white natural rodapié 7,5x60	G-93
<b>Mosaico 5x5</b> (29,75x29,75cm-11.71"x11.71")	<b>7 mm.</b>
Earth white natural mosaico 5x5	G-1584

EARTH BEIGE

7mm



<b>60x120</b> (59,55 x 119,3 cm - 23.45" x 46.97")	<b>7 mm.</b>
Earth beige natural 60x120	G-1282
Earth beige lappato 60x120	G-1314
<b>30x120</b> (29,67 x 119,3 cm - 11,68"x46,97")	<b>7 mm.</b>
Earth beige natural 30x120	G-1362
Earth beige lappato 30x120	G-1396
<b>60x60</b> (59,55 x 59,55 cm - 23.45"x23.45")	<b>7 mm.</b>
Earth beige natural 60x60	G-1186
<b>45x90</b> (44,63 x 89,46 cm - 17.57" x 35.22")	<b>7 mm.</b>
Earth beige natural 45x90	G-1208
Earth beige lappato 45x90	G-1232
<b>15x90</b> (14,74 x 89,46 cm - 5.80" x 35.22")	<b>7 mm.</b>
Earth beige natural 15x90	G-1318
Earth beige lappato 15x90	G-1342
<b>lista 7,5x90</b> (7,3 x 89,46 cm - 2.87" x 35.22")	<b>7 mm.</b>
Earth beige natural lista 7,5x90	G-109
Earth beige lappato lista 7,5x90	G-111
<b>rodapié 7,5x90</b> (7,3 x 89,46 cm - 2.87" x 35.22")	<b>7 mm.</b>
Earth beige natural rodapié 7,5x90	G-119
Earth beige lappato rodapié 7,5x90	G-123
<b>lista 7,5x60</b> (7,3 x 59,55 cm - 2.87" x 23.45")	<b>7 mm.</b>
Earth beige natural lista 7,5x60	G-91
<b>rodapié 7,5x60</b> (7,3x59,55cm-2.87"x23.452")	<b>7 mm.</b>
Earth beige natural rodapié 7,5x60	G-93
<b>Mosaico 5x5</b> (29,75x29,75cm-11.71"x11.71")	<b>7 mm.</b>
Earth beige natural mosaico 5x5	G-1584

NATURAL

NATURAL	DIN R10	DIN C	DCOF >0,42	PTV > 24	CLASE 1
DIN 51130	DIN 51097	ANSI A 137.1	BS EN 13036-4	UNE 41901 EX	
LAPPATO	DIN R10		DCOF >0,42	PTV > 24	CLASE 1
DIN 51130		ANSI A 137.1	BS EN 13036-4	UNE 41901 EX	
LAPPATO	DIN R10		DCOF >0,42	PTV > 36	CLASE 3
DIN 51130		ANSI A 137.1	BS EN 13036-4	UNE 41901 EX	

ACCESORIES Complementos	FINISHES Acabados	GROUPS / Grupos
Earth white peldaño	NATURAL G-315	30X120 G-319
	LAPPATO G-319	G-323
Earth white peldaño ángulo	NATURAL G-333	G-337
	LAPPATO G-337	G-355
Earth white gradone	NATURAL G-693	G-603
	LAPPATO G-701	G-609
Earth white gradone ángulo	NATURAL G-749	G-623
	LAPPATO G-755	G-633

PACKING LIST	SIZE CM	SIZE INCH	BOX/ PALLET	PIECE/ BOX	M2/ BOX	M2/ PALLET	SQF/ BOX	SQF/ PALLET	KG/ PALLET	KG/ BOX	KG/ PIECE
60X120 (7 MM)	59,55x119,3	23.44x46.97	30	2	1,42	42,63	15,29	458,83	780	25,234	12,437
30X120 (7 MM)	29,67x119,3	11.68x46.97	36	5	63,71	1,77	685,81	19,05	778	20,96	4,123
60X60 (7 MM)	59,55x59,55	23.44x23.44	30	5	53,19	1,77	572,57	19,09	950	30,898	6,129
45x90 (7 MM)	44,63x89,46	17.57x35.22	27	5	53,90	2,00	580,18	21,49	980	35,442	7,035
15X90 (7 MM)	14,77x89,46	5.81x35.22	36	12	1,59	57,08	17,07	614,42	1048	28,47	2,345

NATURAL

NATURAL	DIN R10	DIN C	DCOF >0,42	PTV > 24	CLASE 1
DIN 51130	DIN 51097	ANSI A 137.1	BS EN 13036-4	UNE 41901 EX	
LAPPATO	DIN R10		DCOF >0,42	PTV > 24	CLASE 1
DIN 51130		ANSI A 137.1	BS EN 13036-4	UNE 41901 EX	

ACCESORIES Complementos	FINISHES Acabados	GROUPS / Grupos
Earth beige peldaño	NATURAL G-315	30X120 G-319
	LAPPATO G-319	G-323
Earth beige peldaño ángulo	NATURAL G-333	G-337
	LAPPATO G-337	G-355
Earth beige gradone	NATURAL G-693	G-603
	LAPPATO G-701	G-609
Earth beige gradone ángulo	NATURAL G-749	G-623
	LAPPATO G-755	G-633

PACKING LIST	SIZE CM	SIZE INCH	BOX/ PALLET	PIECE/ BOX	M2/ BOX	M2/ PALLET	SQF/ BOX	SQF/ PALLET	KG/ PALLET	KG/ BOX	KG/ PIECE
60X120 (7 MM)	59,55x119,3	23.44x46.97	30	2	1,42	42,63	15,29	458,83	780	25,234	12,437
30X120 (7 MM)	29,67x119,3	11.68x46.97	36	5	63,71	1,77	685,81	19,05	778	20,96	4,123
60X60 (7 MM)	59,55x59,55	23.44x23.44	30	5	53,19	1,77	572,57	19,09	950	30,898	6,129
45x90 (7 MM)	44,63x89,46	17.57x35.22	27	5	53,90	2,00	580,18	21,49	980	35,442	7,035
15X90 (7 MM)	14,77x89,46	5.81x35.22	36	12	1,59	57,08	17,07	614,42	1048	28,47	2,345

All sizes are rectified and without bevel edge finish. Todos los formatos son rectificadas y no biselados. Tiles with random shade and aspect variation. Producto con alta variación cromática y destonificación en composiciones.

Test done in Artec white natural. Average test result value on August 2017. Consult specific product test result value before supplying. Prueba realizada sobre el producto Artec white natural. Valor de media a fecha de agosto de 2017. Consultar valor de un producto específico antes del suministro.

All sizes are rectified and without bevel edge finish. Todos los formatos son rectificadas y no biselados. Tiles with random shade and aspect variation. Producto con alta variación cromática y destonificación en composiciones.

Test done in Artec white natural. Average test result value on August 2017. Consult specific product test result value before supplying. Prueba realizada sobre el producto Artec white natural. Valor de media a fecha de agosto de 2017. Consultar valor de un producto específico antes del suministro.

*"Nature never does anything superfluous, nothing useless, and knows how to draw multiple effects from a single cause."*  
Nicolás Copérnico

# Natura collection



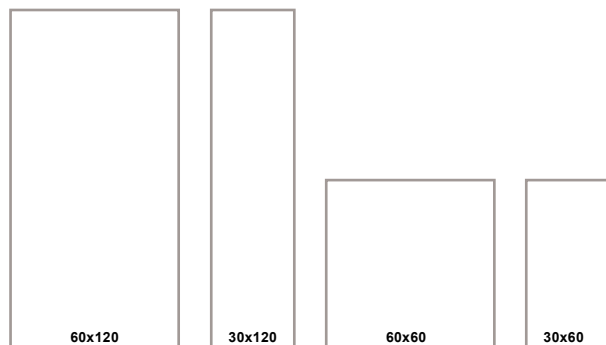
*"La naturaleza nunca hace nada superfluo, nada inútil, y sabe sacar múltiples efectos de una sola causa."*  
Nicolás Copérnico

Photo by Ashim D'Silva

stone  
piedra

SIZES

7 mm.



<b>3</b> COLOURS COLORES	<b>4</b> SIZES FORMATOS	<b>2</b> FINISH ACABADO	NATURAL RIGATO	 7 mm
--------------------------------	-------------------------------	-------------------------------	-------------------	----------

COLORS

ANTHRACITE



GREY



WHITE







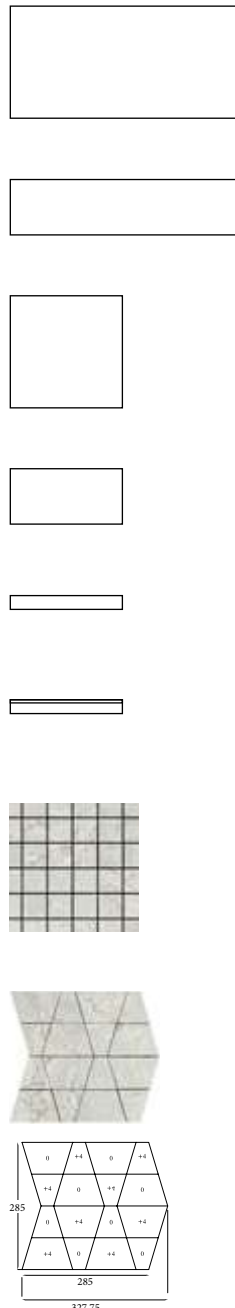






NATURA WHITE

7mm



<b>60x120</b> (59,55 x 119,3 cm - 23.45" x 46.97")	<b>7 mm.</b>
Natura white natural 60x120	G-1298
Natura white rigato 60x120	G-1330
<b>30x120</b> (29,67 x 119,3 cm - 11,68"x46,97")	<b>7 mm.</b>
Natura white natural 30x120	G-1386
<b>60x60</b> (59,55 x 59,55 cm - 23.45"x23.45")	<b>7 mm.</b>
Natura white natural 60x60	G-1202
<b>30x60</b> (29,75 x 59,55 cm - 11,71"x23,44")	<b>7 mm.</b>
Natura white natural 30x60	G-1180
Natura white rigato 30x60	G-1208
<b>listelo 7,5x60</b> (7,3 x 59,55 cm - 2.87" x 23.45")	<b>7 mm.</b>
Natura white natural listelo 7,5x60	G-89
<b>rodapié 7,5x60</b> (7,3x59,55cm-2.87"x23.45")	<b>7 mm.</b>
Natura white natural rodapié 7,5x6	G-95
<b>Mosaico 5x5</b> (29,75x29,75cm-11.71"x11.71")	<b>7 mm.</b>
Natura white natural mosaico 5x5	G-1638
<b>Mosaico brick</b> (28,5x28,5 cm - 11.22"x11.22")	<b>7 mm.</b>
Natura white natural mosaico brick	G-1942

NATURAL

RIGATO

NATURAL

DIN R10  
DIN 51130

DCOF > 0,42  
ANSI A137.1 S-8.6.1

PTV > 24  
BS EN 13036-4

CLASE 2  
UNE-ENV 12633

ACCESORIES Complementos	FINISHES Acabados	GROUPS / Grupos	30x60	60x60
Natura white peldaño	NATURAL	G-163	G-235	
Natura white peldaño ángulo	NATURAL	G-179	G-255	
Natura white gradone	NATURAL	G-499	G-543	
Natura white gradone ángulo	NATURAL	G-559	G-599	

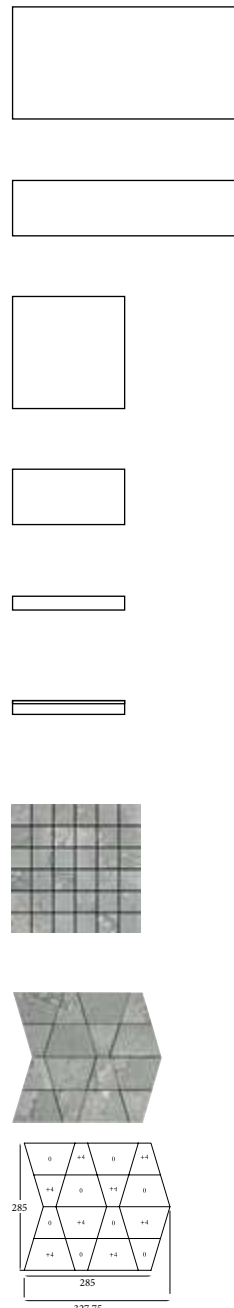

PACKING LIST	SIZE CM	SIZE INCH	BOX/ PALLET	PIECE/ BOX	M2/ BOX	M2/ PALLET	SQF/ BOX	SQF/ PALLET	KG/ PALLET	KG/ BOX	KG/ PIECE
60X120 (7 MM)	59,55x119,3	23.44x46.97	30	2	1,42	42,63	15,29	458,83	780	25,234	12,437
30X120 (7 MM)	29,67x119,3	11.68x46.97	36	5	1,77	63,71	19,05	685,81	778	20,96	4,123
60X60 (7 MM)	59,55x59,55	23.44x23.44	30	5	1,77	53,19	19,09	572,57	950	30,898	6,129
30X60 (7 MM)	29,75x59,55	11.71x23.44	40	8	1,42	56,69	15,26	610,23	1000	24,427	3,024

DIN 51130 - Test done in Natura grey natural. Average test result value on January 2019. Consult specific product test result value before supplying.  
 DIN 51130 - Prueba realizada sobre el producto Natura grey natural. Valor de media a fecha de Enero de 2019. Consultar valor de un producto específico antes del suministro.  
 DIN 51097 - Test done in Natura grey natural. Average test result value on February 2019. Consult specific product test result value before supplying.  
 DIN 51097 - Prueba realizada sobre el producto Natura grey natural. Valor de media a fecha de February de 2019. Consultar valor de un producto específico antes del suministro.  
 UNE-ENV 12633 - Test done in Natura grey natural. Consult specific product test result value before supplying.  
 UNE-ENV 12633 - Prueba realizada sobre el producto Natura grey natural. Consultar valor de un producto específico antes del suministro.

All sizes are rectified and without bevel edge finish.  
 Todos los formatos son rectificadas y no biselados.  
 Tiles with random shade and aspect variation.  
 Producto con alta variación cromática y destonificación en composiciones.

NATURA GREY

7mm



<b>60x120</b> (59,55 x 119,3 cm - 23.45" x 46.97")	<b>7 mm.</b>
Natura grey natural 60x120	G-1298
Natura grey rigato 60x120	G-1330
<b>30x120</b> (29,67 x 119,3 cm - 11,68"x46,97")	<b>7 mm.</b>
Natura grey natural 30x120	G-1386
<b>60x60</b> (59,55 x 59,55 cm - 23.45"x23.45")	<b>7 mm.</b>
Natura grey natural 60x60	G-1202
<b>30x60</b> (29,75 x 59,55 cm - 11,71"x23,44")	<b>7 mm.</b>
Natura grey natural 30x60	G-1180
Natura grey rigato 30x60	G-1208
<b>listelo 7,5x60</b> (7,3 x 59,55 cm - 2.87" x 23.45")	<b>7 mm.</b>
Natura grey natural listelo 7,5x60	G-89
<b>rodapié 7,5x60</b> (7,3x59,55cm-2.87"x23.45")	<b>7 mm.</b>
Natura grey natural rodapié 7,5x6	G-95
<b>Mosaico 5x5</b> (29,75x29,75cm-11.71"x11.71")	<b>7 mm.</b>
Natura grey natural mosaico 5x5	G-1638
<b>Mosaico brick</b> (28,5x28,5 cm - 11.22"x11.22")	<b>7 mm.</b>
Natura grey natural mosaico brick	G-1942

NATURAL

RIGATO

NATURAL

DIN R10  
DIN 51130

DCOF > 0,42  
ANSI A137.1 S-8.6.1

PTV > 24  
BS EN 13036-4

CLASE 2  
UNE-ENV 12633

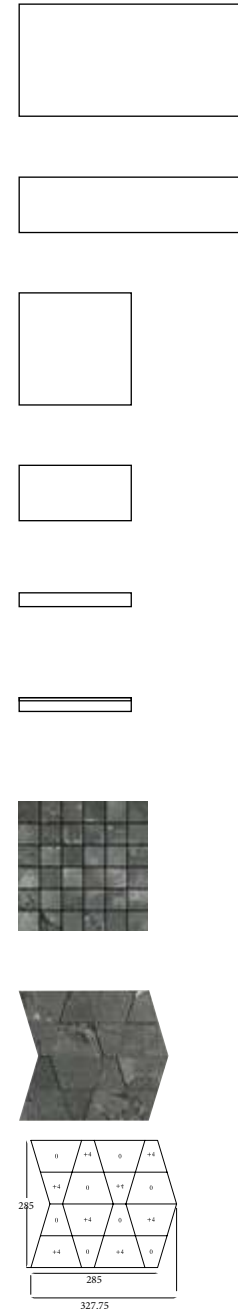

ACCESORIES Complementos	FINISHES Acabados	GROUPS / Grupos	30x60	60x60
Natura grey peldaño	NATURAL	G-163	G-235	
Natura grey peldaño ángulo	NATURAL	G-179	G-255	
Natura grey gradone	NATURAL	G-499	G-543	
Natura grey gradone ángulo	NATURAL	G-559	G-599	

PACKING LIST	SIZE CM	SIZE INCH	BOX/ PALLET	PIECE/ BOX	M2/ BOX	M2/ PALLET	SQF/ BOX	SQF/ PALLET	KG/ PALLET	KG/ BOX	KG/ PIECE
60X120 (7 MM)	59,55x119,3	23.44x46.97	30	2	42,63	1,42	458,83	15,29	780	25,234	12,437
30X120 (7 MM)	29,67x119,3	11.68x46.97	36	5	63,71	1,77	685,81	19,05	778	20,96	4,123
60X60 (7 MM)	59,55x59,55	23.44x23.44	30	5	53,19	1,77	572,57	19,09	950	30,898	6,129
30X60 (7 MM)	29,75x59,55	11.71x23.44	40	8	56,69	1,42	610,23	15,26	1000	24,427	3,024

DIN 51130 - Test done in Natura grey natural. Average test result value on January 2019. Consult specific product test result value before supplying.  
 DIN 51130 - Prueba realizada sobre el producto Natura grey natural. Valor de media a fecha de Enero de 2019. Consultar valor de un producto específico antes del suministro.  
 DIN 51097 - Test done in Natura grey natural. Average test result value on February 2019. Consult specific product test result value before supplying.  
 DIN 51097 - Prueba realizada sobre el producto Natura grey natural. Valor de media a fecha de February de 2019. Consultar valor de un producto específico antes del suministro.  
 UNE-ENV 12633 - Test done in Natura grey natural. Consult specific product test result value before supplying.  
 UNE-ENV 12633 - Prueba realizada sobre el producto Natura grey natural. Consultar valor de un producto específico antes del suministro.

All sizes are rectified and without bevel edge finish.  
 Todos los formatos son rectificadas y no biselados.  
 Tiles with random shade and aspect variation.  
 Producto con alta variación cromática y destonificación en composiciones.

7mm



<b>60x120</b> (59,55 x 119,3 cm - 23.45" x 46.97")	<b>7 mm.</b>
Natura anthracite natural 60x120	G-1298
Natura anthracite rigato 60x120	G-1330
<b>30x120</b> (29,67 x 119,3 cm - 11,68" x 46,97")	<b>7 mm.</b>
Natura anthracite natural 30x120	G-1386
<b>60x60</b> (59,55 x 59,55 cm - 23.45" x 23.45")	<b>7 mm.</b>
Natura anthracite natural 60x60	G-1202
<b>30x60</b> (29,75 x 59,55 cm - 11,71" x 23,44")	<b>7 mm.</b>
Natura anthracite natural 30x60	G-1180
Natura anthracite rigato 30x60	G-1208
<b>listelo 7,5x60</b> (7,3 x 59,55 cm - 2.87" x 23.45")	<b>7 mm.</b>
Natura anthracite natural listelo 7,5x60	G-89
<b>rodapié 7,5x60</b> (7,3x59,55cm-2.87"x23.45")	<b>7 mm.</b>
Natura anthracite natural rodapié 7,5x6	G-95
<b>Mosaico 5x5</b> (29,75x29,75cm-11.71"x11.71")	<b>7 mm.</b>
Natura anthracite natural mosaico 5x5	G-1638
<b>Mosaico brick</b> (28,5x28,5cm-11.22"x11.22")	<b>7 mm.</b>
Natura anthracite natural mosaico brick	G-1942

NATURAL

RIGATO

NATURAL

**DIN R10**  
DIN 51130

**DCOF > 0,42**  
ANSI A137.1 S-6.6.1

**PTV > 24**  
BS EN 13036-4

**CLASE 2**  
UNE-ENV 12633

ACCESORIES Complementos	FINISHES Acabados	GROUPS / Grupos
Natura anthracite peldaño	NATURAL	G-163 G-235
Natura anthracite peldaño ángulo	NATURAL	G-179 G-255
Natura anthracite gradone	NATURAL	G-499 G-543
Natura anthracite gradone ángulo	NATURAL	G-559 G-599

PACKING LIST	SIZE CM	SIZE INCH	BOX/ PALLET	PIECE/ BOX	M2/ PALLET	M2/ BOX	SQF/ PALLET	SQF/ BOX	KG/ PALLET	KG/ BOX	KG/ PIECE
60X120 (7 MM)	59,55x119,3	23.44x46.97	30	2	42,63	1,42	458,83	15,29	780	25,234	12,437
30X120 (7 MM)	29,67x119,3	11,68x46,97	36	5	63,71	1,77	685,81	19,05	778	20,96	4,123
60X60 (7 MM)	59,55x59,55	23.44x23.44	30	5	53,19	1,77	572,57	19,09	950	30,898	6,129
30X60 (7 MM)	29,75x59,55	11,71x23,44	40	8	56,69	1,42	610,23	15,26	1000	24,427	3,024



Natura anthracite rigato 60x120, natural 60x120, mosaico 5x5 & Natura white natural 60x120

All sizes are rectified and without bevel edge finish. Todos los formatos son rectificadas y no biselados. Tiles with random shade and aspect variation. Producto con alta variación cromática y destonificación en composiciones.

DIN 51130 - Test done in Natura grey natural. Average test result value on January 2019. Consult specific product test result value before supplying. DIN 51130 - Prueba realizada sobre el producto Natura grey natural. Valor de media a fecha de Enero de 2019. Consultar valor de un producto específico antes del suministro. DIN 51097 - Test done in Natura grey natural. Average test result value on February 2019. Consult specific product test result value before supplying. DIN 51097 - Prueba realizada sobre el producto Natura grey natural. Valor de media a fecha de Febrero de 2019. Consultar valor de un producto específico antes del suministro. UNE-ENV 12633 - Test done in Natura grey natural. Consult specific product test result value before supplying. UNE-ENV 12633 - Prueba realizada sobre el producto Natura grey natural. Consultar valor de un producto específico antes del suministro.

SIMPLICITY IS  
THE ULTIMATE  
SOPHISTICATION.  
LEONARDO DA VINCI

# Nanoconcept 7.0 collection

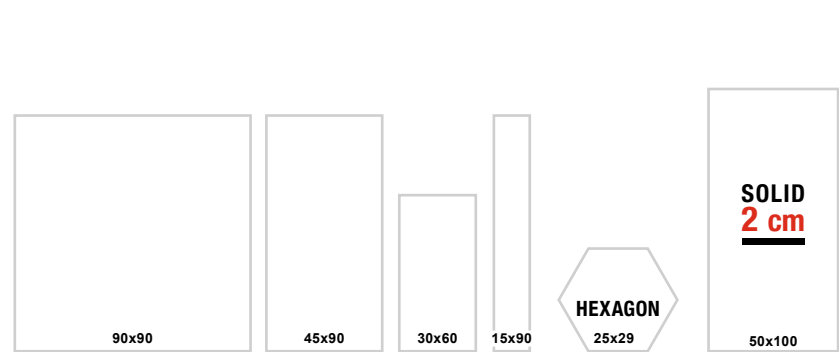


INCROCIATO

RIGATO

NATURAL

SIZES 7 mm. 10 mm. 20 mm.



5 COLOURS COLORES	7 SIZES FORMATOS	3 FINISH ACABADO	NATURAL RIGATO INCROCIATO	 7 mm
2 COLOURS COLORES	1 SIZES FORMATOS	2 FINISH ACABADO	HEXAGON NATURAL HEXAGON NONSLIP	 10 mm
3 COLOURS COLORES	1 SIZES FORMATOS	1 FINISH ACABADO	SOLID	 20 mm

COLORS






SOLID  
2 cm



stone  
piedra



product: Nanoconcept 7.0 grey rigato 45x90



PIAZZA SHOPPING MALL Estambul (Turkey) - architects: PRO-GE Architecture

product: Nanoconcept 7.0 grey natural, rigato & incrociato mixed 15x90.







NEW  
HEXAGON



stone  
pedra

7mm



RIGATO





INCROCIATO


Table listing product specifications for Nanoconcept 7.0 Black Natural, including sizes (90x90, 45x90, 30x60, 15x90, 7,5x45, Mosaico 5x5) and finishes (Natural, Rigato, Incrociato, Rodapié).

NATURAL

7mm



RIGATO



INCROCIATO

Table listing product specifications for Nanoconcept 7.0 Anthracite Natural, including sizes (90x90, 45x90, 30x60, 15x90, 7,5x45, Solid 2cm, Mosaico 5x5) and finishes (Natural, Rigato, Incrociato, Rodapié, Solid).

NATURAL

Technical specifications table for Nanoconcept 7.0 Black Natural, including DIN R10, Class C, DCOF > 0,42, PTV > 36, and Clase 1.

Table listing accessories and finishes for Nanoconcept 7.0 Black Natural, including items like Nanoconcept 7.0 black pedañero and Nanoconcept 7.0 black gradone.

PACKING LIST table for Nanoconcept 7.0 Black Natural, showing dimensions and quantities for various sizes.

Technical specifications table for Nanoconcept 7.0 Anthracite Natural, including DIN R10, Class C, DCOF > 0,42, PTV > 36, and Clase 1.

Table listing accessories and finishes for Nanoconcept 7.0 Anthracite Natural, including items like Nanoconcept 7.0 anthracite pedañero and Nanoconcept 7.0 anthracite gradone.

PACKING LIST table for Nanoconcept 7.0 Anthracite Natural, showing dimensions and quantities for various sizes.

DIN 51130 - Test done in Nanoconcept 7.0 grey natural 45x90. Average test result value on March 2016. Consult specific product test result value before supplying.

All sizes are rectified and without bevel edge finish. Todos los formatos son rectificadas y no biselados. Tiles with random shade and aspect variation. Producto con alta variación cromática y destonificación en composiciones.

DIN 51130 - Test done in Nanoconcept 7.0 grey natural 45x90. Average test result value on March 2016. Consult specific product test result value before supplying.



NANOCONCEPT 7.0 BEIGE



7mm

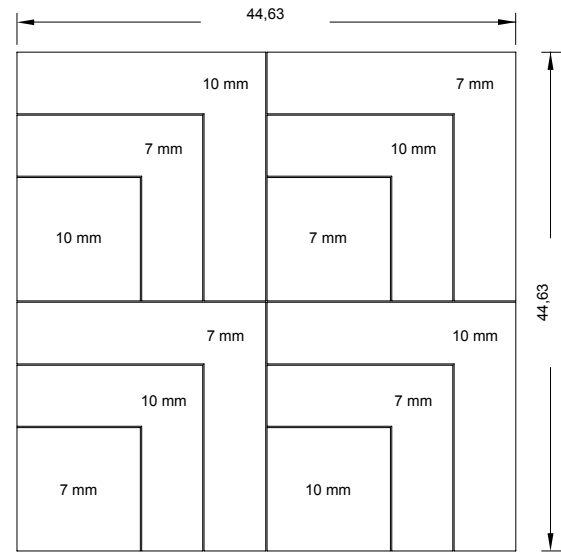


RIGATO



INCROCIATO


	<b>90x90</b> (89,46 x 89,46 cm - 35,22" x 35,22")	<b>7 mm.</b>
	Nanoconcept 7.0 beige natural 90x90	G-1372
	<b>45x90</b> (44,63 x 89,46 cm - 17,57" x 35,22")	<b>7 mm.</b>
	Nanoconcept 7.0 beige natural 45x90	G-1250
	Nanoconcept 7.0 beige rigato 45x90	G-1250
	Nanoconcept 7.0 beige incrociato 45x90	G-1250
	<b>30x60</b> (29,75 x 59,55 cm - 11,71" x 23,45")	<b>7 mm.</b>
	Nanoconcept 7.0 beige natural 30x60	G-1232
	<b>15x90</b> (14,77 x 89,46 cm - 5,80" x 35,22")	<b>7 mm.</b>
	Nanoconcept 7.0 beige natural lista 15x90	G-1362
	Nanoconcept 7.0 beige rigato lista 15x90	G-1362
	Nanoconcept 7.0 beige incrociato lista 15x90	G-1362
	<b>7,5x45</b> (7,30 x 44,63 cm - 2,87" x 17,57")	<b>7 mm.</b>
	Nanoconcept 7.0 beige natural lista 7,5x45	G-1506
	Nanoconcept 7.0 beige rigato lista 7,5x45	G-1506
	Nanoconcept 7.0 beige incrociato lista 7,5x45	G-1506
	<b>15x90</b> (14,77 x 73,71 cm - 5,80" x 29,02")	<b>7 mm.</b>
	Nanoconcept 7.0 beige natural chevron 15x90	G-1598
	Nanoconcept 7.0 beige rigato chevron 15x90	G-1598
	Nanoconcept 7.0 beige incrociato chevron 15x90	G-1598
	<b>7,5x45</b> (7,30 x 36,33 cm - 2,85" x 14,30")	<b>7 mm.</b>
	Nanoconcept 7.0 beige natural chevron 7,5x45	G-1732
	Nanoconcept 7.0 beige rigato chevron 7,5x45	G-1732
	Nanoconcept 7.0 beige incrociato chevron 7,5x45	G-1732
	<b>rodapié 90</b> (7,30 x 89,46 cm - 2,87" x 35,22")	<b>7 mm.</b>
	Nanoconcept 7.0 beige natural rodapié 7,5x90	G-125
	<b>SOLID 2 cm</b> (49,75 x 99,55 cm - 19,59" x 39,19")	<b>20 mm.</b>
	Concept beige solid 2cm 50x100	G-1258
	<b>Mosaico 5x5</b> - (29,75 x 29,75 cm - 11,71" x 11,71")	<b>7 mm.</b>
	Nanoconcept 7.0 beige natural mosaico 5x5	G-1638




\* 10 mm: incrociato finish \* 7 mm: natural finish



Decor Ramp - (44,63 x 44,63 cm - 17,57" x 17,57") **7 mm.**  
Nanoconcept 7.0 black mix decor G-1884



Decor Ramp - (44,63 x 44,63 cm - 17,57" x 17,57") **7 mm.**  
Nanoconcept 7.0 beige mix decor G-1884




Decor Ramp - (44,63 x 44,63 cm - 17,57" x 17,57") **7 mm.**  
Nanoconcept 7.0 white mix decor G-1884

NATURAL


NATURAL RIGATO INCROCIATO	DIN R10 DIN 51130	CLASS C DIN 51097	DCOF > 0,42 ANSI A137.1 S-9.6.1	PTV > 36 LOW SLIP POTENTIAL BS EN 13036-4	CLASE 1 UNE-ENV 12633
---------------------------------	----------------------	----------------------	------------------------------------	---	--------------------------

ACCESORIES Complementos	FINISHES Acabados	GROUPS / Grupos
	NATURAL RIGATO INCROCIATO	30x60 G-163 45x90 G-303 90x90 G-559
	NATURAL RIGATO INCROCIATO	G-179 G-315 G-315
	NATURAL RIGATO INCROCIATO	G-499 G-603 G-603
	NATURAL RIGATO INCROCIATO	G-559 G-623 G-623

PACKING LIST	SIZE CM	SIZE INCH	BOX/ PALLET	PIECE/ BOX	M2/ BOX	M2/ PALLET	SQF/ BOX	SQF/ PALLET	KG/ PALLET	KG/ BOX	KG/ PIECE
90X90 (7 MM)	89,46x89,46	35,22x35,22	20	2	1,60	32,01	17,23	344,58	610	28,851	14,288
45X90 (7 MM)	44,63x89,46	17,57x35,22	27	5	2,00	53,90	21,49	580,18	980	35,442	7,035
30X60 (7 MM)	29,75x59,55	11,71x23,44	40	8	1,42	56,69	15,26	610,23	1000	24,427	3,024
15X90 (7 MM)	14,77x89,46	5,81x35,22	36	12	1,59	57,08	17,07	614,42	1048	28,47	2,345



Decor Ramp - (44,63 x 44,63 cm - 17,57" x 17,57") **7 mm.**  
Nanoconcept 7.0 grey mix decor G-1884



Decor Ramp - (44,63 x 44,63 cm - 17,57" x 17,57") **7 mm.**  
Nanoconcept 7.0 anthracite mix decor G-1884

DIN 51130 - Test done in Nanoconcept 7.0 grey natural 45x90. Average test result value on March 2016. Consult specific product test result value before supplying.  
 DIN 51097 - Prueba realizada sobre el producto Nanoconcept 7.0 grey natural 45x90. Valor de media a fecha de Marzo de 2016. Consultar valor de un producto específico antes del suministro.  
 DIN 51097 - Prueba realizada sobre el producto Nanoconcept 7.0 grey natural 45x90. Valor de media a fecha de Marzo de 2016. Consultar valor de un producto específico antes del suministro.  
 ANSI A137.1 S-9.6.1 - Test done in Nanoconcept 7.0 grey natural 45x90. Average test result value on March 2016. Consult specific product test result value before supplying.  
 ANSI A137.1 S-9.6.1 - Prueba realizada sobre el producto Nanoconcept 7.0 grey natural 45x90. Valor de media a fecha de Marzo de 2016. Consultar valor de un producto específico antes del suministro.  
 BS EN 13036-4 - Test done in Nanoconcept 7.0 grey natural 45x90. Average test result value on March 2016. Consult specific product test result value before supplying.  
 BS EN 13036-4 - Prueba realizada sobre el producto Nanoconcept 7.0 grey natural 45x90. Valor de media a fecha de Marzo de 2016. Consultar valor de un producto específico antes del suministro.  
 UNE-ENV 12633 - Test done in Nanoconcept 7.0 grey natural 45x90. Average test result value on March 2016. Consult specific product test result value before supplying.  
 UNE-ENV 12633 - Prueba realizada sobre el producto Nanoconcept 7.0 grey natural 45x90. Valor de media a fecha de Marzo de 2016. Consultar valor de un producto específico antes del suministro.

All sizes are rectified and without bevel edge finish.  
 Todos los formatos son rectificadas y no biselados.  
 Tiles with random shade and aspect variation.  
 Producto con alta variación cromática y destonificación en composiciones.


DIN 51130 - Test done in Nanoconcept 7.0 grey natural 45x90. Average test result value on March 2016. Consult specific product test result value before supplying.  
 DIN 51097 - Prueba realizada sobre el producto Nanoconcept 7.0 grey natural 45x90. Valor de media a fecha de Marzo de 2016. Consultar valor de un producto específico antes del suministro.  
 DIN 51097 - Prueba realizada sobre el producto Nanoconcept 7.0 grey natural 45x90. Valor de media a fecha de Marzo de 2016. Consultar valor de un producto específico antes del suministro.  
 ANSI A137.1 S-9.6.1 - Test done in Nanoconcept 7.0 grey natural 45x90. Average test result value on March 2016. Consult specific product test result value before supplying.  
 ANSI A137.1 S-9.6.1 - Prueba realizada sobre el producto Nanoconcept 7.0 grey natural 45x90. Valor de media a fecha de Marzo de 2016. Consultar valor de un producto específico antes del suministro.  
 BS EN 13036-4 - Test done in Nanoconcept 7.0 grey natural 45x90. Average test result value on March 2016. Consult specific product test result value before supplying.  
 BS EN 13036-4 - Prueba realizada sobre el producto Nanoconcept 7.0 grey natural 45x90. Valor de media a fecha de Marzo de 2016. Consultar valor de un producto específico antes del suministro.  
 UNE-ENV 12633 - Test done in Nanoconcept 7.0 grey natural 45x90. Average test result value on March 2016. Consult specific product test result value before supplying.  
 UNE-ENV 12633 - Prueba realizada sobre el producto Nanoconcept 7.0 grey natural 45x90. Valor de media a fecha de Marzo de 2016. Consultar valor de un producto específico antes del suministro.

NANOCONCEPT 7.0 DECOR RAMP

# Materia collection

*“Organic architecture seeks superior sense of use and a finer sense of comfort, expressed in organic simplicity. “*

*Frank Lloyd Wright*




*“La arquitectura orgánica trata de buscar un sentido superior al uso y una sensación más fina del confort, expresado en simplicidad orgánica. “*

*Frank Lloyd Wright*

stone  
piedra

SIZES 11 mm. 20 mm.




4 COLOURS COLORES	4 SIZES FORMATOS	3 FINISH ACABADO	NATURAL LAPPATO FLAME	 11 mm
3 COLOURS COLORES	1 SIZES FORMATOS	1 FINISH ACABADO	SOLID	 20 mm


COLORS
















MATERIA BLACK


11 mm



NATURAL



FLAME



LAPPATO

	<b>45x90</b> (44,63 x 89,46 cm - 17,57" x 35,22") <b>11 mm.</b>
	Materia black natural 45x90 G-1194
	Materia black lappato 45x90 G-1234
	Materia black flame 45x90 G-1234
	<b>22,5x90</b> (22,215 x 89,46 cm - 8,74" x 35,22") <b>11 mm.</b>
	Materia black natural 22,5x90 G-1250
	Materia black lappato 22,5x90 G-1292
	Materia black flame 22,5x90 G-1292
	<b>60x60</b> (59,55 x 59,55 cm - 23,45" x 23,45") <b>11 mm.</b>
	Materia black natural 60x60 G-1194
	Materia black lappato 60x60 G-1234
	<b>30x60</b> (29,75 x 59,55 cm - 11,71" x 23,45") <b>11 mm.</b>
	Materia black natural 30x60 G-1180
	Materia black lappato 30x60 G-1218
	<b>rodapié 7,5x90</b> (7,3 x 89,46 cm - 2,87" x 35,22") <b>11 mm.</b>
	Materia black natural rodapié 7,5x90 G-123
	Materia black flame rodapié 7,5x90 G-125
	<b>rodapié 7,5x60</b> (7,3 x 59,55 cm - 2,87" x 23,45") <b>11 mm.</b>
	Materia black natural rodapié 7,5x60 G-93
	<b>Mosaico 5x5</b> (29,75 x 29,75 cm - 11,71" x 11,71") <b>11 mm.</b>
	Materia black natural mosaico 5x5 G-1638
	<b>Mosaico brick</b> (29,75 x 29,75 cm - 11,71" x 11,71") <b>11 mm.</b>
	Materia black natural mosaico brick G-1780

MATERIA BEIGE

11 mm



NATURAL



FLAME



LAPPATO

	<b>45x90</b> (44,63 x 89,46 cm - 17,57" x 35,22") <b>11 mm.</b>
	Materia beige natural 45x90 G-1194
	Materia beige lappato 45x90 G-1234
	Materia beige flame 45x90 G-1234
	<b>22,5x90</b> (22,215 x 89,46 cm - 8,74" x 35,22") <b>11 mm.</b>
	Materia beige natural 22,5x90 G-1250
	Materia beige lappato 22,5x90 G-1292
	Materia beige flame 22,5x90 G-1292
	<b>60x60</b> (59,55 x 59,55 cm - 23,45" x 23,45") <b>11 mm.</b>
	Materia beige natural 60x60 G-1194
	Materia beige lappato 60x60 G-1234
	<b>30x60</b> (29,75 x 59,55 cm - 11,71" x 23,45") <b>11 mm.</b>
	Materia beige natural 30x60 G-1180
	Materia beige lappato 30x60 G-1218
	<b>rodapié 7,5x90</b> (7,3 x 89,46 cm - 2,87" x 35,22") <b>11 mm.</b>
	Materia beige natural rodapié 7,5x90 G-123
	Materia beige flame rodapié 7,5x90 G-125
	<b>rodapié 7,5x60</b> (7,3 x 59,55 cm - 2,87" x 23,45") <b>11 mm.</b>
	Materia beige natural rodapié 7,5x60 G-93
	<b>Solid 2 cm</b> (49,75 x 99,55 cm - 19,59" x 39,19") <b>20 mm.</b>
	Materia white solid 2cm 50x100 G-1258
	<b>Mosaico 5x5</b> (29,75 x 29,75 cm - 11,71" x 11,71") <b>11 mm.</b>
	Materia beige natural mosaico 5x5 G-1638
	<b>Mosaico brick</b> (29,75 x 29,75 cm - 11,71" x 11,71") <b>11 mm.</b>
	Materia beige natural mosaico brick G-1780

NATURAL	DIN R10	CLASS B	DCOF >0,42	PTV >24 LOW SLIP POTENTIAL	CLASE 1
LAPPATO	DIN R10	CLASS C	DCOF >0,42	PTV >24 MODERATE SLIP POTENTIAL	CLASE 2
FLAME	DIN R10	CLASS A	DCOF >0,42	PTV >24 MODERATE SLIP POTENTIAL	CLASE 2

ACCESORIES Complementos	FINISHES Acabados	GROUPS / Grupos
		45X90 60X60 30X60
Materia 7.0 black peldaño	NATURAL G-303 LAPPATO G-315 FLAME G-315	G-227 G-163 G-235 G-171
Materia 7.0 black peldaño ángulo	NATURAL G-315 LAPPATO G-323 FLAME G-323	G-243 G-179 G-251 G-187
Materia 7.0 black gradone	NATURAL G-603 LAPPATO G-603 FLAME G-603	G-543 G-499 G-543 G-499
Materia 7.0 black gradone ángulo	NATURAL G-623 LAPPATO G-623 FLAME G-623	G-603 G-559 G-603 G-559

PACKING LIST	SIZE CM	SIZE INCH	BOX/ PALLET	PIECE/ BOX	M2/ PALLET	M2/ BOX	SQF/ PALLET	SQF/ BOX	KG/ PALLET	KG/ BOX	KG/ PIECE
45X90 (11 MM)	44,63x89,46	17,57x35,22	27	3	32,34	1,20	348,11	12,89	880	31,74	10,491
22,5X90 (11 MM)	22,21x89,46	8,74x35,22	36	5	35,76	0,99	384,97	10,69	906	24,535	4,85
60X60 (11 MM)	59,55x59,55	23,44x23,44	30	3	31,92	1,06	343,54	11,45	796	25,755	8,5
60X60 (7 MM)	59,55x59,55	23,44x23,44	30	5	53,19	1,77	572,57	19,09	950	30,898	6,129
30X60 NATURAL (11 MM)	29,75x59,55	11,71x23,44	40	6	42,52	1,06	457,67	11,44	1050	25,675	4,24
30X60 LAPPATO (11 MM)	29,75x59,55	11,71x23,44	40	6	42,52	1,06	457,67	11,44	1044	25,519	4,214

NATURAL	DIN R10	CLASS B	DCOF >0,42	PTV >24 LOW SLIP POTENTIAL	CLASE 1
LAPPATO	DIN R10	CLASS C	DCOF >0,42	PTV >24 MODERATE SLIP POTENTIAL	CLASE 2
FLAME	DIN R10	CLASS A	DCOF >0,42	PTV >24 MODERATE SLIP POTENTIAL	CLASE 2

ACCESORIES Complementos	FINISHES Acabados	GROUPS / Grupos
		45X90 60X60 30X60
Materia 7.0 beige peldaño	NATURAL G-303 LAPPATO G-315 FLAME G-315	G-227 G-163 G-235 G-171
Materia 7.0 beige peldaño ángulo	NATURAL G-315 LAPPATO G-323 FLAME G-323	G-243 G-179 G-251 G-187
Materia 7.0 beige gradone	NATURAL G-603 LAPPATO G-603 FLAME G-603	G-543 G-499 G-543 G-499
Materia 7.0 beige gradone ángulo	NATURAL G-623 LAPPATO G-623 FLAME G-623	G-603 G-559 G-603 G-559

PACKING LIST	SIZE CM	SIZE INCH	BOX/ PALLET	PIECE/ BOX	M2/ PALLET	M2/ BOX	SQF/ PALLET	SQF/ BOX	KG/ PALLET	KG/ BOX	KG/ PIECE
45X90 (11 MM)	44,63x89,46	17,57x35,22	27	3	32,34	1,20	348,11	12,89	880	31,74	10,491
22,5X90 (11 MM)	22,21x89,46	8,74x35,22	36	5	35,76	0,99	384,97	10,69	906	24,535	4,85
60X60 (11 MM)	59,55x59,55	23,44x23,44	30	3	31,92	1,06	343,54	11,45	796	25,755	8,5
60X60 (7 MM)	59,55x59,55	23,44x23,44	30	5	53,19	1,77	572,57	19,09	950	30,898	6,129
30X60 NATURAL (11 MM)	29,75x59,55	11,71x23,44	40	6	42,52	1,06	457,67	11,44	1050	25,675	4,24
30X60 LAPPATO (11 MM)	29,75x59,55	11,71x23,44	40	6	42,52	1,06	457,67	11,44	1044	25,519	4,214
50x100 SOLID 2 CM	49,75x99,55	19,59x39,19	36	1	17,83	0,50	191,92	5,33	880	23,889	23,594

All sizes are rectified and without bevel edge finish. Todos los formatos son rectificadas y no biselados. Tiles with random shade and aspect variation. Producto con alta variación cromática y destonificación en composiciones.

Test realized in external laboratory on March 2014, in the current consignment of materia black natural, lappato and flame. Consult specific product test result value before supplying. Prueba realizada en laboratorio externo en Marzo 2014, sobre la actual partida producida de materia black natural, lappato y flame. Consultar valor de un producto específico antes del suministro.

All sizes are rectified and without bevel edge finish. Todos los formatos son rectificadas y no biselados. Tiles with random shade and aspect variation. Producto con alta variación cromática y destonificación en composiciones.

Test realized in external laboratory on March 2014, in the current consignment of materia black natural, lappato and flame. Consult specific product test result value before supplying. Prueba realizada en laboratorio externo en Marzo 2014, sobre la actual partida producida de materia black natural, lappato y flame. Consultar valor de un producto específico antes del suministro.

**MATERIA** 11mm



**Materia end concave**  
 (29,75 x 29,75 cm - 11.71" x 11.71") 11 mm. **Materia beige natural end concave G-171** **Materia grey natural end concave G-171** **Materia black natural end concave G-171** **Materia white natural end concave G-171**



**Materia ramp onda**  
 (18,14x 89,46 cm - 7.14" x 35.22") 11 mm. **Materia beige natural ramp onda G1688** **Materia grey natural ramp onda G-1688** **Materia black natural ramp onda G-1688** **Materia white natural ramp onda G-1688**



**Materia end convex**  
 (11 x 89,46 cm - 4.33" x 35.22") 11 mm. **Materia beige natural end convex G-171** **Materia grey natural end convex G-171** **Materia black natural end convex G-171** **Materia white natural end convex G-171**

All sizes are rectified and without bevel edge finish.  
 Todos los formatos son rectificadas y no biselados.  
 Tiles with random shade and aspect variation.  
 Producto con alta variación cromática y destonificación en composiciones.



product: Materia white natural end concave, Materia black natural ramp onda, Materia white natural ramp onda, Materia black natural end concave.

# Sybarum 7.0 collection

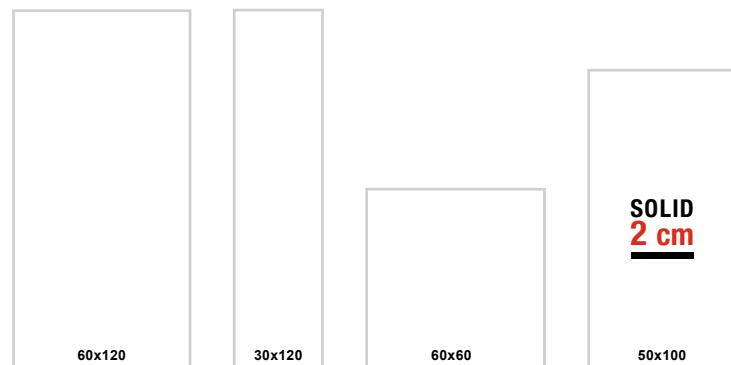


stone  
piedra

SIZES

7 mm.

20 mm.



3 COLOURS COLORES	3 SIZES FORMATOS	3 FINISH ACABADO	SILK SCAVATO NON-SLIP	7 mm
2 COLOURS COLORES	1 SIZES FORMATOS	1 FINISH ACABADO	SOLID	20 mm

COLORS











SYBARUM 7.0 WHITE

7mm



<b>60x120</b> (59,55 x 119,3 cm - 23.45" x 46.97")	<b>7 mm.</b>
Sybarum 7.0 white silk 60x120	G-1282
Sybarum 7.0 white scavato 60x120	G-1282
<b>30x120</b> (29,67 x 119,3 cm - 11.68" x 46.97")	<b>7 mm.</b>
Sybarum 7.0 white silk 30x120	G-1362
Sybarum 7.0 white scavato 30x120	G-1362
<b>60x60</b> (59,55 x 59,55 cm - 23.45" x 23.45")	<b>7 mm.</b>
Sybarum 7.0 white silk 60x60	G-1180
Sybarum 7.0 white scavato 60x60	G-1180
Sybarum 7.0 white nonslip 60x60	G-1202
<b>rodapié-60</b> (7,27 x 59,55 cm - 2.87" x 23.45")	<b>7 mm.</b>
Sybarum 7.0 white silk rodapié 7,5x60	G-93
Sybarum 7.0 white scavato rodapié 7,5x60	G-93

<b>Mosaico 5x5</b> (29,75 x 29,75 cm - 11.71" x 11.71")	<b>7 mm.</b>
Sybarum 7.0 white mosaico 5x5	G-1654

<b>Decor Ramp</b> (28,5 x 28,5 cm - 11.22" x 11.22")	<b>7 mm.</b>
Sybarum 7.0 white silk decor ramp	G-1884

<b>Mosaico Link</b> (29,06 x 59,55 cm - 11.44" x 23.45")	<b>7 mm.</b>
Sybarum 7.0 white scavato link	G-1688

SILK

SCAVATO

SCAVATO

DIN R10  
DIN 51130

CLASE 1  
UNE-ENV 12633

PTV > 24  
MODERATE SLIP POTENTIAL  
BS EN 13036-4

NON-SLIP

DIN R11  
DIN 51130

CLASE 3  
UNE-ENV 12633

PTV > 36  
LOW SLIP POTENTIAL  
BS EN 13036-4

ACCESORIES Complementos	FINISHES Acabados	GROUPS / Grupos
Sybarum 7.0 white peldaño	Silk Scavato	G-315 G-227
Sybarum 7.0 white peldaño ángulo	Silk Scavato	G-333 G-251
Sybarum 7.0 white gradone	Silk Scavato	G-693 G-543
Sybarum 7.0 white gradone ángulo	Silk Scavato	G-749 G-599

PACKING LIST	SIZE CM	SIZE INCH	BOX/ PALLET	PIECE/ BOX	M2/ PALLET	M2/ BOX	SQF/ PALLET	SQF/ BOX	KG/ PALLET	KG/ BOX	KG/ PIECE
60X120 (7 MM)	59,55x119,3	23.44x46.97	30	2	42,63	1,42	458,83	15,29	780	25,234	12,437
30X120 (7 MM)	29,67x119,3	11.68x46.97	36	5	63,71	1,77	685,81	19,05	778	20,96	4,123
60X60 (7 MM)	59,55x59,55	23.44x23.44	30	5	53,19	1,77	572,57	19,09	950	30,898	6,129
50x100 SOLID 2 CM	49,75x99,55	19.59x39,19	36	1	17,83	0,50	191,92	5,33	880	23,889	23,594

BS EN 13036-4 - Test done in Sybarum Beige 60x60 silk, scavato & natural. Average test result value on February 2017. Consult specific product test result value before supplying.  
 BS EN 13036-4 - Prueba realizada sobre el producto Sybarum Beige 60x60 silk, scavato & natural. Valor de media a fecha de Febrero 2017. Consultar valor de un producto específico antes del suministro.  
 UNE-ENV 12633 - Test done in Sybarum Beige 60x60 silk, scavato & natural. Average test result value on February 2017. Consult specific product test result value before supplying.  
 UNE-ENV 12633 - Prueba realizada sobre el producto Sybarum Beige 60x60 silk, scavato & natural. Valor de media a fecha de Febrero 2017. Consultar valor de un producto específico antes del suministro.

SYBARUM 7.0 BLACK

7mm



<b>60x120</b> (59,55 x 119,3 cm - 23.45" x 46.97")	<b>7 mm.</b>
Sybarum 7.0 black silk 60x120	G-1282
Sybarum 7.0 black scavato 60x120	G-1282
<b>30x120</b> (29,67 x 119,3 cm - 11.68" x 46.97")	<b>7 mm.</b>
Sybarum 7.0 black silk 30x120	G-1362
Sybarum 7.0 black scavato 30x120	G-1362
<b>60x60</b> (59,55 x 59,55 cm - 23.45" x 23.45")	<b>7 mm.</b>
Sybarum 7.0 black silk 60x60	G-1180
Sybarum 7.0 black scavato 60x60	G-1180
Sybarum 7.0 black nonslip 60x60	G-1202
<b>rodapié-60</b> (7,27 x 59,55 cm - 2.87" x 23.45")	<b>7 mm.</b>
Sybarum 7.0 black silk rodapié 7,5x60	G-93
Sybarum 7.0 black scavato rodapié 7,5x60	G-93

<b>SOLID 2 cm</b> (49,75 x 99,55 cm - 19.59" x 39.19")	<b>20 mm.</b>
Sybarum black solid 2cm 50x100	G-1258

<b>Mosaico 5x5</b> (29,75 x 29,75 cm - 11.71" x 11.71")	<b>7 mm.</b>
Sybarum 7.0 black mosaico 5x5	G-1654

<b>M. Hexagonal</b> (45,05 x 25,84 cm - 17.73" x 10.17")	<b>7 mm.</b>
Sybarum 7.0 black silk mosaico hexagonal	G-1942

<b>Decor Ramp</b> (28,5 x 28,5 cm - 11.22" x 11.22")	<b>7 mm.</b>
Sybarum 7.0 black silk decor ramp	G-1884

<b>Mosaico Link</b> (29,06 x 59,55 cm - 11.44" x 23.45")	<b>7 mm.</b>
Sybarum 7.0 black scavato link	G-1688

SILK

SCAVATO

SCAVATO

DIN R10  
DIN 51130

CLASE 1  
UNE-ENV 12633

PTV > 24  
MODERATE SLIP POTENTIAL  
BS EN 13036-4

NON-SLIP

DIN R11  
DIN 51130

CLASE 3  
UNE-ENV 12633

PTV > 36  
LOW SLIP POTENTIAL  
BS EN 13036-4

ACCESORIES Complementos	FINISHES Acabados	GROUPS / Grupos
Sybarum 7.0 black peldaño	Silk Scavato	G-315 G-227
Sybarum 7.0 black peldaño ángulo	Silk Scavato	G-333 G-251
Sybarum 7.0 black gradone	Silk Scavato	G-693 G-543
Sybarum 7.0 black gradone ángulo	Silk Scavato	G-749 G-599


PACKING LIST	SIZE CM	SIZE INCH	BOX/ PALLET	PIECE/ BOX	M2/ PALLET	M2/ BOX	SQF/ PALLET	SQF/ BOX	KG/ PALLET	KG/ BOX	KG/ PIECE
60X120 (7 MM)	59,55x119,3	23.44x46.97	30	2	42,63	1,42	458,83	15,29	780	25,234	12,437
30X120 (7 MM)	29,67x119,3	11.68x46.97	36	5	63,71	1,77	685,81	19,05	778	20,96	4,123
60X60 (7 MM)	59,55x59,55	23.44x23.44	30	5	53,19	1,77	572,57	19,09	950	30,898	6,129
50x100 SOLID 2 CM	49,75x99,55	19.59x39,19	36	1	17,83	0,50	191,92	5,33	880	23,889	23,594

BS EN 13036-4 - Test done in Sybarum Beige 60x60 silk, scavato & natural. Average test result value on February 2017. Consult specific product test result value before supplying.  
 BS EN 13036-4 - Prueba realizada sobre el producto Sybarum Beige 60x60 silk, scavato & natural. Valor de media a fecha de Febrero 2017. Consultar valor de un producto específico antes del suministro.  
 UNE-ENV 12633 - Test done in Sybarum Beige 60x60 silk, scavato & natural. Average test result value on February 2017. Consult specific product test result value before supplying.  
 UNE-ENV 12633 - Prueba realizada sobre el producto Sybarum Beige 60x60 silk, scavato & natural. Valor de media a fecha de Febrero 2017. Consultar valor de un producto específico antes del suministro.

All sizes are rectified and without bevel edge finish.  
 Todos los formatos son rectificadas y no biselados.  
 Tiles with random shade and aspect variation.  
 Producto con alta variación cromática y destonificación en composiciones.

All sizes are rectified and without bevel edge finish.  
 Todos los formatos son rectificadas y no biselados.  
 Tiles with random shade and aspect variation.  
 Producto con alta variación cromática y destonificación en composiciones.

7mm



<b>60x120</b> (59,55 x 119,3 cm - 23.45" x 46.97")	<b>7 mm.</b>
Sybarum 7.0 beige silk 60x120	G-1282
Sybarum 7.0 beige scavato 60x120	G-1282
<b>30x120</b> (29,67 x 119,3 cm - 11.68" x 46.97")	<b>7 mm.</b>
Sybarum 7.0 beige silk 30x120	G-1362
Sybarum 7.0 beige scavato 30x120	G-1362
<b>60x60</b> (59,55 x 59,55 cm - 23.45" x 23.45")	<b>7 mm.</b>
Sybarum 7.0 beige silk 60x60	G-1180
Sybarum 7.0 beige scavato 60x60	G-1180
Sybarum 7.0 beige nonslip 60x60	G-1202
<b>rodapié-60</b> (7,27 x 59,55 cm - 2.87" x 23.45")	<b>7 mm.</b>
Sybarum 7.0 beige silk rodapié 7,5x60	G-93
Sybarum 7.0 beige scavato rodapié 7,5x60	G-93
<b>SOLID 2 cm</b> (49,75 x 99,55 cm - 19.59" x 39.19")	<b>20 mm.</b>
Sybarum beige solid 2cm 50x100	G-1258
<b>Mosaico 5x5</b> (29,75 x 29,75 cm - 11.71" x 11.71")	<b>7 mm.</b>
Sybarum 7.0 beige mosaico 5x5	G-1654
<b>M. Hexagonal</b> (45,05 x 25,84 cm - 17.73" x 10.17")	<b>7 mm.</b>
Sybarum 7.0 beige silk mosaico hexagonal	G-1942
<b>Decor Ramp</b> (28,5 x 28,5 cm - 11.22" x 11.22")	<b>7 mm.</b>
Sybarum 7.0 beige silk decor ramp	G-1884
<b>Mosaico Link</b> (29,06 x 59,55 cm - 11.44" x 23.45")	<b>7 mm.</b>
Sybarum 7.0 beige scavato link	G-1688

SILK

SCAVATO

SCAVATO	DIN R10 DIN 91130	CLASE 1 UNE-ENV 12633	PTV > 24 MODERATE SLIP POTENTIAL BS EN 13036-4
NON-SLIP	DIN R11 DIN 91130	CLASE 3 UNE-ENV 12633	PTV > 36 LOW SLIP POTENTIAL BS EN 13036-4

ACCESORIES Complementos	FINISHES Acabados	GROUPS / Grupos	30x120	60x60
Sybarum 7.0 beige peldaño	Silk Scavato	G-315	G-227	
Sybarum 7.0 beige peldaño ángulo	Silk Scavato	G-333	G-251	
Sybarum 7.0 beige gradone	Silk Scavato	G-693	G-543	
Sybarum 7.0 beige gradone ángulo	Silk Scavato	G-749	G-599	

PACKING LIST	SIZE CM	SIZE INCH	BOX/ PALLET	PIECE/ BOX	M2/ PALLET	M2/ BOX	SQF/ PALLET	SQF/ BOX	KG/ PALLET	KG/ BOX	KG/ PIECE
60X120 (7 MM)	59,55x119,3	23.44x46.97	30	2	42,63	1,42	458,83	15,29	780	25,234	12,437
30X120 (7 MM)	29,67x119,3	11.68x46.97	36	5	63,71	1,77	685,81	19,05	778	20,96	4,123
60X60 (7 MM)	59,55x59,55	23.44x23.44	30	5	53,19	1,77	572,57	19,09	950	30,898	6,129
50x100 SOLID 2 CM	49,75x99,55	19.59x39.19	36	1	17,83	0,50	191,92	5,33	880	23,889	23,594



SOLID 2 cm

All sizes are rectified and without bevel edge finish.  
Todos los formatos son rectificadas y no biselados.  
Tiles with random shade and aspect variation.  
Producto con alta variación cromática y destonificación en composiciones.

BS EN 13036-4 -Test done in Sybarum Beige 60x60 silk, scavato & natural. Average test result value on February 2017. Consult specific product test result value before supplying.  
BS EN 13036-4 -Prueba realizada sobre el producto Sybarum Beige 60x60 silk, scavato & natural. Valor de media a fecha de Febrero 2017. Consultar valor de un producto específico antes del suministro.  
UNE-ENV 12633 -Test done in Sybarum Beige 60x60 silk, scavato & natural. Average test result value on February 2017. Consult specific product test result value before supplying.  
UNE-ENV 12633 -Prueba realizada sobre el producto Sybarum Beige 60x60 silk, scavato & natural. Valor de media a fecha de Febrero 2017. Consultar valor de un producto específico antes del suministro.

*“Arquitectura es el arte de levantar y decorar los edificios  
construidos por el hombre, de modo que su aspecto  
contribuya a la salud, a la fuerza y al placer”*

*John Ruskin*

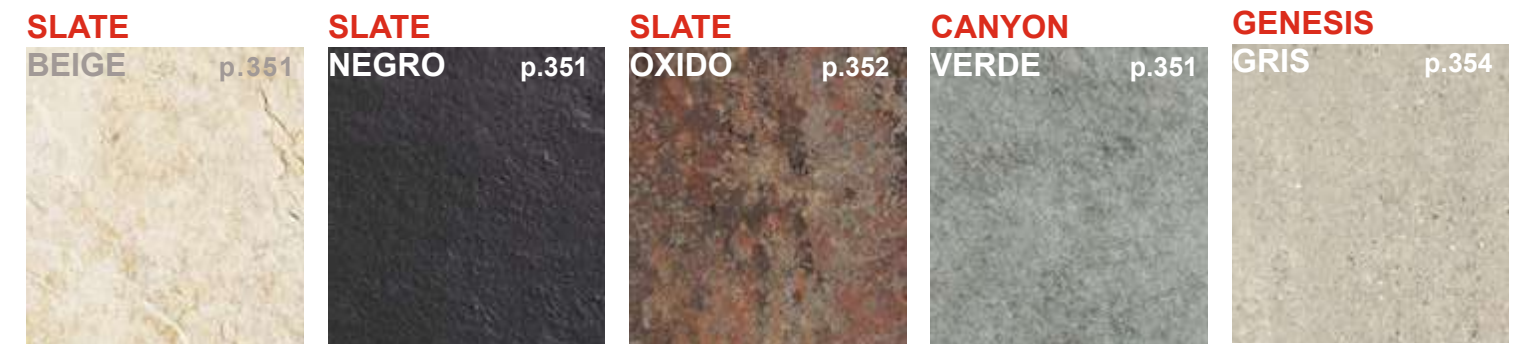
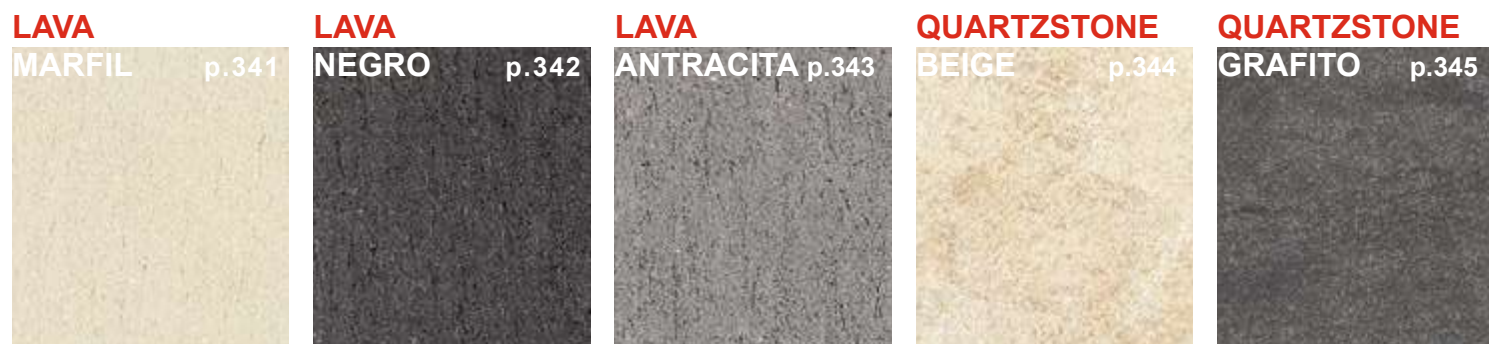
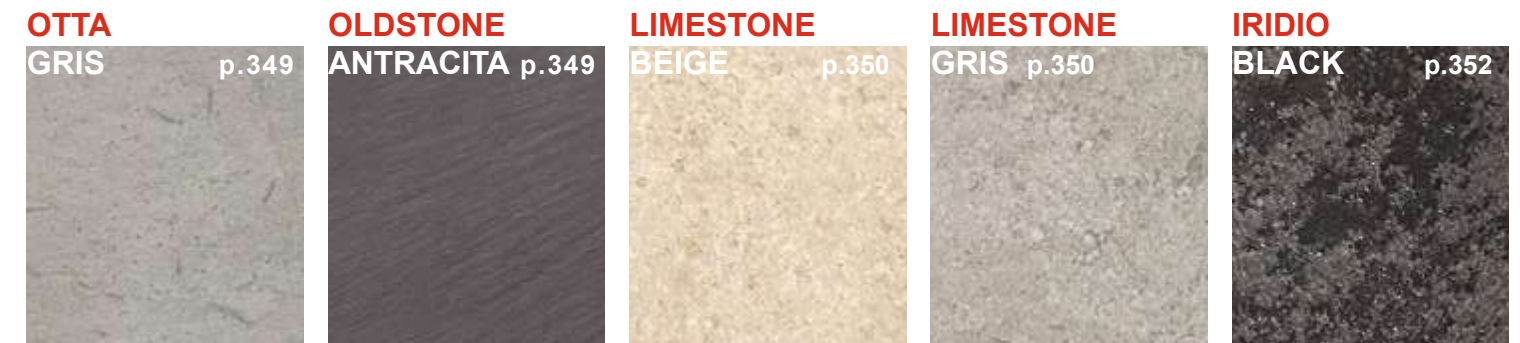

# Traditional stones

*“Architecture is the art of lifting and decorating buildings con-  
structed by man, so their appearance contributes to health, to  
the outside and pleasure”*

*John Ruskin*

Photo by Andreas Wagner

COLORS



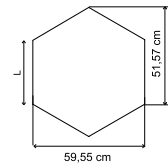


ADAGIO HOTEL - kohn (Germany)

product: Neocountry white - beige natural hexagonal


NEOCOUNTRY GREY

11 mm




**Hexagonal regular** (59,55 x 51,57 cm - 23.45" x 20.30") **11 mm.**  
**Neocountry grey natural hexagonal\*** **G-1458**

\* For hexagonal sizes we recommend 3 mm joint. Para formatos hexagonales se recomienda una junta de colocación de 3 mm



**60x60** (59,55 x 59,55 cm - 23.45" x 23.45") **11 mm.**  
**Neocountry grey natural 60x60** **G-1284**



**30x60** (29,75 x 59,55 cm - 11.71" x 23.45") **11 mm.**  
**Neocountry grey natural 30x60** **G-1218**  
**Neocountry grey bocciardato 30x60** **G-1258**



**rodapié 7,5x60** (7,3 x 59,55 cm - 2.87" x 23.45") **11 mm.**  
**Neocountry grey natural rodapié 7,5x60** **G-93**  
**Neocountry grey bocciardato rodapié 7,5x60** **G-95**



**lista 7,5x60** (7,3 x 59,55 cm - 2.87" x 23.45") **11 mm.**  
**Neocountry grey natural lista 7,5x60** **G-89**  
**Neocountry grey bocciardato lista 7,5x60** **G-91**



**Mosaico 5x5** (29,75 x 29,75 cm - 11.71" x 11.71") **11 mm.**  
**Neocountry grey natural mosaico 5x5** **G-1654**



**Mosaico 5x5** (29,75 x 29,75 cm - 11.71" x 11.71") **11 mm.**  
**Neocountry policromático natural mosaico** **G-1708**



**Mosaico brick** (29,75 x 29,75 cm - 11.71" x 11.71") **11 mm.**  
**Neocountry grey bocciardato 7,5x15** **G-1616**

NATURAL

BOCCIARDATO

**NATURAL**  
 DIN 51130  
 PTV >24  
 LOW SLIP POTENTIAL  
 BS 7976  
 CLASE 1  
 UNE-ENV 12633

**BOCCIARDATO**  
 DIN 51130  
 CLASS C  
 PTV >36  
 LOW SLIP POTENTIAL  
 BS 7976  
 CLASE 3  
 UNE-ENV 12633

ACCESORIES Complementos	FINISHES Acabados	GROUPS / Grupos	60X60		30X60	
			G-265	G-171	G-281	G-187
Neocountry grey peldaño	NATURAL BOCCIARDATO	-	-	-	-	-
Neocountry grey peldaño ángulo	NATURAL BOCCIARDATO	-	-	-	-	-
Neocountry grey gradone	NATURAL BOCCIARDATO	-	-	-	-	-
Neocountry grey gradone ángulo	NATURAL BOCCIARDATO	-	-	-	-	-

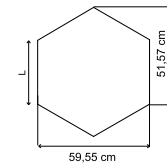

PACKING LIST	SIZE CM	SIZE INCH	BOX/ PALLET	PIECE/ BOX	M2/ PALLET	M2/ BOX	SQF/ PALLET	SQF/ BOX	KG/ PALLET	KG/ BOX	KG/ PIECE
HEXAGONAL (11 MM)	51,57x59,55	20.30x23.44	30	3	27,64	0,92	297,51	9,92	711	22,921	7,537
60X60 (11 MM)	59,55x59,55	23.44x23.44	30	3	31,92	1,06	343,54	11,45	796	25,755	8,5
30X60 NATURAL (11 MM)	29,75x59,55	11.71x23.44	40	6	42,52	1,06	457,67	11,44	1050	25,675	4,24

Test done in Neocountry white natural 60x60. Average test result value on November 2010. Consultar valor de un producto específico antes del suministro.  
 Prueba realizada sobre el producto Neocountry white natural 60x60. Valor de media a fecha de Noviembre 2010. Consultar valor de un producto específico antes del suministro.  
 Test done in Neocountry grey bocciardato 30x60. Average test result value on September 2010. Consultar valor de un producto específico antes del suministro.  
 Prueba realizada sobre el producto Neocountry grey bocciardato 30x60. Valor de media a fecha de Septiembre 2010. Consultar valor de un producto específico antes del suministro.

All sizes are rectified and without bevel edge finish. Todos los formatos son rectificadas y no biselados. Tiles with random shade and aspect variation. Producto con alta variación cromática y desentonificación en composiciones.


NEOCOUNTRY WHITE

11 mm




**Hexagonal regular** (59,55 x 51,57 cm - 23.45" x 20.30") **11 mm.**  
**Neocountry white natural hexagonal\*** **G-1458**

\* For hexagonal sizes we recommend 3 mm joint. Para formatos hexagonales se recomienda una junta de colocación de 3 mm



**60x60** (59,55 x 59,55 cm - 23.45" x 23.45") **11 mm.**  
**Neocountry white natural 60x60** **G-1284**



**30x60** (29,75 x 59,55 cm - 11.71" x 23.45") **11 mm.**  
**Neocountry white natural 30x60** **G-1218**  
**Neocountry white bocciardato 30x60** **G-1258**



**rodapié 7,5x60** (7,3 x 59,55 cm - 2.87" x 23.45") **11 mm.**  
**Neocountry white natural rodapié 7,5x60** **G-93**  
**Neocountry white bocciardato rodapié 7,5x60** **G-95**



**lista 7,5x60** (7,3 x 59,55 cm - 2.87" x 23.45") **11 mm.**  
**Neocountry white natural lista 7,5x60** **G-89**  
**Neocountry white bocciardato lista 7,5x60** **G-91**



**Mosaico 5x5** (29,75 x 29,75 cm - 11.71" x 11.71") **11 mm.**  
**Neocountry white natural mosaico 5x5** **G-1654**



**Mosaico 5x5** (29,75 x 29,75 cm - 11.71" x 11.71") **11 mm.**  
**Neocountry policromático natural mosaico** **G-1708**



**Mosaico brick** (29,75 x 29,75 cm - 11.71" x 11.71") **11 mm.**  
**Neocountry white bocciardato 7,5x15** **G-1616**

NATURAL

BOCCIARDATO

**NATURAL**  
 DIN 51130  
 PTV >24  
 LOW SLIP POTENTIAL  
 BS 7976  
 CLASE 1  
 UNE-ENV 12633

**BOCCIARDATO**  
 DIN 51130  
 CLASS C  
 PTV >36  
 LOW SLIP POTENTIAL  
 BS 7976  
 CLASE 3  
 UNE-ENV 12633

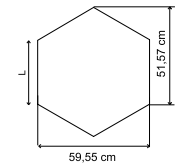
ACCESORIES Complementos	FINISHES Acabados	GROUPS / Grupos	60X60		30X60	
			G-265	G-171	G-281	G-187
Neocountry white peldaño	NATURAL BOCCIARDATO	-	-	-	-	-
Neocountry white peldaño ángulo	NATURAL BOCCIARDATO	-	-	-	-	-
Neocountry white gradone	NATURAL BOCCIARDATO	-	-	-	-	-
Neocountry white gradone ángulo	NATURAL BOCCIARDATO	-	-	-	-	-

PACKING LIST	SIZE CM	SIZE INCH	BOX/ PALLET	PIECE/ BOX	M2/ PALLET	M2/ BOX	SQF/ PALLET	SQF/ BOX	KG/ PALLET	KG/ BOX	KG/ PIECE
HEXAGONAL (11 MM)	51,57x59,55	20.30x23.44	30	3	27,64	0,92	297,51	9,92	711	22,921	7,537
60X60 (11 MM)	59,55x59,55	23.44x23.44	30	3	31,92	1,06	343,54	11,45	796	25,755	8,5
30X60 NATURAL (11 MM)	29,75x59,55	11.71x23.44	40	6	42,52	1,06	457,67	11,44	1050	25,675	4,24

Test done in Neocountry white natural 60x60. Average test result value on November 2010. Consultar valor de un producto específico antes del suministro.  
 Prueba realizada sobre el producto Neocountry white natural 60x60. Valor de media a fecha de Noviembre 2010. Consultar valor de un producto específico antes del suministro.  
 Test done in Neocountry white bocciardato 30x60. Average test result value on September 2010. Consultar valor de un producto específico antes del suministro.  
 Prueba realizada sobre el producto Neocountry white bocciardato 30x60. Valor de media a fecha de Septiembre 2010. Consultar valor de un producto específico antes del suministro.

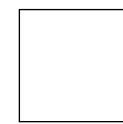
All sizes are rectified and without bevel edge finish. Todos los formatos son rectificadas y no biselados. Tiles with random shade and aspect variation. Producto con alta variación cromática y desentonificación en composiciones.

11 mm




**Hexagonal regular** (59,55 x 51,57 cm - 23.45" x 20.30") **11 mm.**  
**Neocountry beige natural hexagonal\*** **G-1458**


\* For hexagonal sizes we recommend 3 mm joint. Para formatos hexagonales se recomienda una junta de colocación de 3 mm



**60x60** (59,55 x 59,55 cm - 23.45" x 23.45") **11 mm.**  
**Neocountry beige natural 60x60** **G-1284**



**30x60** (29,75 x 59,55 cm - 11.71" x 23.45") **11 mm.**  
**Neocountry beige natural 30x60** **G-1218**  
**Neocountry beige bocciardato 30x60** **G-1258**



**rodapié 7,5x60** (7,3 x 59,55 cm - 2.87" x 23.45") **11 mm.**  
**Neocountry beige natural rodapié 7,5x60** **G-93**  
**Neocountry beige bocciardato rodapié 7,5x60** **G-95**



**lista 7,5x60** (7,3 x 59,55 cm - 2.87" x 23.45") **11 mm.**  
**Neocountry beige natural lista 7,5x60** **G-89**  
**Neocountry beige bocciardato lista 7,5x60** **G-91**



**Mosaico 5x5** (29,75 x 29,75 cm - 11.71" x 11.71") **11 mm.**  
**Neocountry beige natural mosaico 5x5** **G-1654**



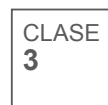


**Mosaico 5x5** (29,75 x 29,75 cm - 11.71" x 11.71") **11 mm.**  
**Neocountry policromático natural mosaico** **G-1708**



**Mosaico brick** (29,75 x 29,75 cm - 11.71" x 11.71") **11 mm.**  
**Neocountry beige bocciardato 7,5x15** **G-1616**

NATURAL

BOCCIARDATO




ACCESORIES Complementos	FINISHES Acabados	GROUPS / Grupos
Neocountry beige peldaño	NATURAL BOCCIARDATO	60X60 G-265 G-171
Neocountry beige peldaño ángulo	NATURAL BOCCIARDATO	G-281 G-187
Neocountry beige gradone	NATURAL BOCCIARDATO	G-559 G-499
Neocountry beige gradone ángulo	NATURAL BOCCIARDATO	G-623 G-559

PACKING LIST	SIZE CM	SIZE INCH	BOX/ PALLET	PIECE/ BOX	M2/ PALLET	M2/ BOX	SQF/ PALLET	SQF/ BOX	KG/ PALLET	KG/ BOX	KG/ PIECE
HEXAGONAL (11 MM)	51,57x59,55	20.30x23.44	30	3	27,64	0,92	297,51	9,92	711	22,921	7,537
60X60 (11 MM)	59,55x59,55	23.44x23.44	30	3	31,92	1,06	343,54	11,45	796	25,755	8,5
30X60 NATURAL (11 MM)	29,75x59,55	11.71x23.44	40	6	42,52	1,06	457,67	11,44	1050	25,675	4,24

Test done in Neocountry white natural 60x60. Average test result value on November 2010. Consult specific product test result value before supplying.  
 Prueba realizada sobre el producto Neocountry white natural 60x60. Valor de media a fecha de Noviembre 2010. Consultar valor de un producto específico antes del suministro.  
 Test done in Neocountry beige bocciardato 30x60. Average test result value on September 2010. Consult specific product test result value before supplying.  
 Prueba realizada sobre el producto Neocountry beige bocciardato 30x60. Valor de media a fecha de Septiembre 2010. Consultar valor de un producto específico antes del suministro.

All sizes are rectified and without bevel edge finish.  
 Todos los formatos son rectificadas y no biselados.  
 Tiles with random shade and aspect variation.  
 Producto con alta variación cromática y destonificación en composiciones.



PRIVATE HOUSE-Palma De Mallorca - (Spain). Architects: EMILIO FERNANDEZ, SON VIDA S.A.

product: Neocountry beige bocciardato 30x60



PULPIS VISON

11 mm



	<b>45x90</b> (44,63 x 89,46 cm - 17.57" x 35.22") <b>11 mm.</b> Pulpis vison natural 45x90 G-1396 Pulpis vison tassellato lappato 45x90 G-1458
	<b>22,5x90</b> (22,215 x 89,46 cm - 8.74" x 35.22") <b>11 mm.</b> Pulpis vison natural 22,5x90 G-1446 Pulpis vison tassellato lappato 22,5x90 G-1486
	<b>30x60</b> (29,75 x 59,55 cm - 11.71" x 23.45") <b>11 mm.</b> Pulpis vison natural 30x60 G-1282
	<b>rodapié 7,5x90</b> (7,3 x 89,46 cm - 2.87" x 35.22") <b>11 mm.</b> Pulpis vison natural rodapié 7,5x90 G-131
	<b>rodapié 7,5x60</b> (7,3 x 59,55 cm - 2.87" x 23.45") <b>11 mm.</b> Pulpis vison natural rodapié 7,5x60 G-97
	<b>lista 7,5x90</b> (7,3 x 89,46 cm - 2.87" x 35.22") <b>11 mm.</b> Pulpis vison natural lista 7,5x90 G-119 Pulpis vison flame lista 7,5x90 G-125
	<b>lista 7,5x60</b> (7,3 x 59,55 cm - 2.87" x 23.45") <b>11 mm.</b> Pulpis vison natural lista 7,5x60 G-93
	<b>2,5x45</b> (14,74 X 44,63 cm - 5.80" x 17.57") <b>11 mm.</b> Pulpis vison multirelieve mosaico 2,5x45 G-1732

NATURAL

TASSELLATO

NATURAL	<b>DIN R9</b> DIN 51130	<b>DCOF &gt;0,42</b> ANSI A 137.1-2012
LAPPATO	<b>PTV &gt;24</b> MODERATE SLIP POTENTIAL BS EN 13036-4	<b>CLASE 2</b> UNE-ENV 12633
TASSELLATO		<b>CLASE 1</b> UNE-ENV 12633


ACCESORIES Complementos	FINISHES Acabados	GROUPS / Grupos
Pulpis vison peldaño	NATURAL TASSELLATO LAP.	G-323 G-195 G-345 -
Pulpis vison peldaño ángulo	NATURAL TASSELLATO LAP.	G-333 G-211 G-353 -
Pulpis vison gradone	NATURAL TASSELLATO LAP.	G-623 G-499 G-623 -
Pulpis vison gradone ángulo	NATURAL TASSELLATO LAP.	G-645 G-559 G-645 -

PACKING LIST	SIZE CM	SIZE INCH	BOX/ PALLET	PIECE/ BOX	M2/ PALLET	M2/ BOX	SQF/ PALLET	SQF/ BOX	KG/ PALLET	KG/ BOX	KG/ PIECE
45X90 (11 MM)	44,63x89,46	17.57x35.22	27	3	32,34	1,20	348,11	12,89	880	31,74	10,491
22,5X90 (11 MM)	22,21x89,46	8.74x35.22	36	5	35,76	0,99	384,97	10,69	906	24,535	4,85
30X60 NATURAL (11 MM)	29,75x59,55	11.71x23.44	40	6	42,52	1,06	457,67	11,44	1050	25,675	4,24

PULPIS MARFIL

11 mm



	<b>45x90</b> (44,63 x 89,46 cm - 17.57" x 35.22") <b>11 mm.</b> Pulpis marfil natural 45x90 G-1396 Pulpis marfil tassellato lappato 45x90 G-1458
	<b>22,5x90</b> (22,215 x 89,46 cm - 8.74" x 35.22") <b>11 mm.</b> Pulpis marfil natural 22,5x90 G-1446 Pulpis marfil tassellato lappato 22,5x90 G-1486
	<b>rodapié 7,5x90</b> (7,3 x 89,46 cm - 2.87" x 35.22") <b>11 mm.</b> Pulpis marfil natural rodapié 7,5x90 G-131
	<b>rodapié 7,5x60</b> (7,3 x 59,55 cm - 2.87" x 23.45") <b>11 mm.</b> Pulpis marfil natural rodapié 7,5x60 G-97
	<b>lista 7,5x90</b> (7,3 x 89,46 cm - 2.87" x 35.22") <b>11 mm.</b> Pulpis marfil natural lista 7,5x90 G-119 Pulpis marfil flame lista 7,5x90 G-125
	<b>lista 7,5x60</b> (7,3 x 59,55 cm - 2.87" x 23.45") <b>11 mm.</b> Pulpis marfil natural lista 7,5x60 G-93
	<b>2,5x45</b> (14,74 X 44,63 cm - 5.80" x 17.57") <b>11 mm.</b> Pulpis marfil multirelieve mosaico 2,5x45 G-1732

NATURAL

TASSELLATO

NATURAL	<b>DIN R9</b> DIN 51130	<b>DCOF &gt;0,42</b> ANSI A 137.1-2012
LAPPATO	<b>PTV &gt;24</b> MODERATE SLIP POTENTIAL BS EN 13036-4	<b>CLASE 2</b> UNE-ENV 12633
TASSELLATO		<b>CLASE 1</b> UNE-ENV 12633

ACCESORIES Complementos	FINISHES Acabados	GROUPS / Grupos
Pulpis marfil peldaño	NATURAL TASSELLATO LAP.	G-323 G-195 G-345 -
Pulpis marfil peldaño ángulo	NATURAL TASSELLATO LAP.	G-333 G-211 G-353 -
Pulpis marfil gradone	NATURAL TASSELLATO LAP.	G-623 G-499 G-623 -
Pulpis marfil gradone ángulo	NATURAL TASSELLATO LAP.	G-645 G-559 G-645 -

PACKING LIST	SIZE CM	SIZE INCH	BOX/ PALLET	PIECE/ BOX	M2/ PALLET	M2/ BOX	SQF/ PALLET	SQF/ BOX	KG/ PALLET	KG/ BOX	KG/ PIECE
45X90 (11 MM)	44,63x89,46	17.57x35.22	27	3	32,34	1,20	348,11	12,89	880	31,74	10,491
22,5X90 (11 MM)	22,21x89,46	8.74x35.22	36	5	35,76	0,99	384,97	10,69	906	24,535	4,85

All sizes are rectified and without bevel edge finish. Todos los formatos son rectificadas y no biselados. Tiles with random shade and aspect variation. Producto con alta variación cromática y destonificación en composiciones.

Test done in pulpis visón natural 45x90. Average test result value on August 2008. Consult specific product test result value before supplying. Prueba realizada sobre el producto pulpis visón natural 45x90. Valor de media a fecha Agosto de 2008. Consultar valor de un producto específico antes del suministro.

All sizes are rectified and without bevel edge finish. Todos los formatos son rectificadas y no biselados. Tiles with random shade and aspect variation. Producto con alta variación cromática y destonificación en composiciones.

Test done in pulpis visón natural 45x90. Average test result value on August 2008. Consult specific product test result value before supplying. Prueba realizada sobre el producto pulpis visón natural 45x90. Valor de media a fecha Agosto de 2008. Consultar valor de un producto específico antes del suministro.

11mm



22,5x90 (22,215 x 89,46 cm - 8.74' x 35.22') 11 mm.  
 Pulpis gold tasselato lappato 22,5x90 G-1942  
 Pulpis silver tasselato lappato 22,5x90 G-1942

**GOLD  
TASSELATO LAPPATO**

**SILVER  
TASSELATO LAPPATO**

⚠️ PRODUCTS TO BE CLEANED WITH PH NEUTRAL / LIMPIAR CON PRODUCTOS PH NEUTROS

PACKING LIST	SIZE CM	SIZE INCH	BOX/ PALLET	PIECE/ BOX	M2/ PALLET	M2/ BOX	SQF/ PALLET	SQF/ BOX	KG/ PALLET	KG/ BOX	KG/ PIECE
22,5X90 (11 MM)	22,21x89,46	8.74x35.22	36	5	35,76	0,99	384,97	10,69	906	24,535	4,85

All sizes are rectified and without bevel edge finish.  
 Todos los formatos son rectificadas y no biselados.  
 Tiles with random shade and aspect variation.  
 Producto con alta variación cromática y destonificación en composiciones.



BISZTRO RESTAURANT (Hungary) Architects: Adamdesign Studio Kft. Mrs. Szilas Adám

product: pulpis gold tasselato lappato 22,5x90

BURLINGTON GREEN

11 mm



**45x90** (44,63 x 89,46 cm - 17,57" x 35,22") **11 mm.**  
**Burlington green natural 45x90** **G-1372**

**rodapié 7,5x90** (7,3 x 89,46 cm - 2,87" x 35,22") **11 mm.**  
**Burlington green natural rodapié 7,5x90** **G-131**

**lista 7,5x90** (7,3 x 89,46 cm - 2,87" x 35,22") **11 mm.**  
**Burlington green natural lista 7,5x90** **G-117**  
**Burlington green lappato lista 7,5x90** **G-119**

NATURAL

**NATURAL** **PTV >24** **CLASE 1**  
BS EN 13036-4 UNE-ENV 12633

**LAPPATO** **PTV >24**  
BS EN 13036-4

ACCESORIES Complementos	FINISHES Acabados	GROUPS / Grupos
Burlington green peldaño	NATURAL	G-323
Burlington green peldaño ángulo	NATURAL	G-333
Burlington green gradone	NATURAL	G-623
Burlington green gradone ángulo	NATURAL	G-645

PACKING LIST	SIZE CM	SIZE INCH	BOX/ PALLET	PIECE/ BOX	M2/ PALLET	M2/ BOX	SQF/ PALLET	SQF/ BOX	KG/ PALLET	KG/ BOX	KG/ PIECE
45X90 (11 MM)	44,63x89,46	17,57x35,22	27	3	32,34	1,20	348,11	12,89	880	31,74	10,491

\* Test done in burlington grey natural 30x60. Average test result value on August 2009. Consult specific product test result value before supplying.  
 \* Prueba realizada sobre el producto burlington grey natural 30x60. Valor de media a fecha Agosto de 2009. Consultar valor de un producto específico antes del suministro.

BURLINGTON MARFIL

11 mm



**45x90** (44,63 x 89,46 cm - 17,57" x 35,22") **11 mm.**  
**Burlington marfil natural 45x90** **G-1372**  
**Burlington marfil lappato 45x90** **G-1410**

**22,5x90** (22,215 x 89,46 cm - 8,74" x 35,22") **11 mm.**  
**Burlington marfil lappato 22,5x90** **G-1452**

**30x60** (29,75 x 59,55 cm - 11,71" x 23,45") **11 mm.**  
**Burlington marfil lappato 30x60** **G-1330**

**rodapié 7,5x90** (7,3 x 89,46 cm - 2,87" x 35,22") **11 mm.**  
**Burlington marfil natural rodapié 7,5x90** **G-131**

**lista 7,5x90** (7,3 x 89,46 cm - 2,87" x 35,22") **11 mm.**  
**Burlington marfil natural lista 7,5x90** **G-117**  
**Burlington marfil lappato lista 7,5x90** **G-119**

**lista 7,5x60** (7,3 x 59,55 cm - 2,87" x 23,45") **11 mm.**  
**Burlington marfil lappato lista 7,5x60** **G-95**

**Mosaico 5x10** (29,75 x 29,75 cm - 11,71" x 11,71") **11 mm.**  
**Burlington marfil lappato mosaico 5x10** **G-1708**

NATURAL

**NATURAL** **PTV >24** **CLASE 1**  
BS EN 13036-4 UNE-ENV 12633

**LAPPATO** **PTV >24**  
BS EN 13036-4

ACCESORIES Complementos	FINISHES Acabados	GROUPS / Grupos
Burlington marfil peldaño	NATURAL	G-323
Burlington marfil peldaño ángulo	LAPPATO	G-333 G-211
Burlington marfil peldaño ángulo	NATURAL	G-333
Burlington marfil peldaño ángulo	LAPPATO	G-345 G-227
Burlington marfil gradone	NATURAL	G-623
Burlington marfil gradone	LAPPATO	G-623 G-499
Burlington marfil gradone ángulo	NATURAL	G-645
Burlington marfil gradone ángulo	LAPPATO	G-645 G-559

PACKING LIST	SIZE CM	SIZE INCH	BOX/ PALLET	PIECE/ BOX	M2/ PALLET	M2/ BOX	SQF/ PALLET	SQF/ BOX	KG/ PALLET	KG/ BOX	KG/ PIECE
45X90 (11 MM)	44,63x89,46	17,57x35,22	27	3	32,34	1,20	348,11	12,89	880	31,74	10,491
22,5X90 (11 MM)	22,21x89,46	8,74x35,22	36	5	35,76	0,99	384,97	10,69	906	24,535	4,85
30X60 LAPPATO (11 MM)	29,75x59,55	11,71x23,44	40	6	42,52	1,06	457,67	11,44	1044	25,519	4,214

\* Test done in burlington grey natural 30x60. Average test result value on August 2009. Consult specific product test result value before supplying.  
 \* Prueba realizada sobre el producto burlington grey natural 30x60. Valor de media a fecha Agosto de 2009. Consultar valor de un producto específico antes del suministro.

All sizes are rectified and without bevel edge finish.  
 Todos los formatos son rectificadas y no biselados.  
 Tiles with random shade and aspect variation.  
 Producto con alta variación cromática y destonificación en composiciones.


All sizes are rectified and without bevel edge finish.  
 Todos los formatos son rectificadas y no biselados.  
 Tiles with random shade and aspect variation.  
 Producto con alta variación cromática y destonificación en composiciones.



**30x60** (29,75 x 59,55 cm - 11.71" x 23.45") **11 mm.**  
**Burlington grey natural 30x60** G-1258  
**Burlington grey lappato 30x60** G-1298



**rodapié 7,5x60** (7,3 x 59,55 cm - 2.87" x 23.45") **11 mm.**  
**Burlington grey natural rodapié 7,5x60** G-95



**lista 7,5x60** (7,3 x 59,55 cm - 2.87" x 23.45") **11 mm.**  
**Burlington grey natural lista 7,5x60** G-91  
**Burlington grey lappato lista 7,5x60** G-93



**Mosaico 5x5** (29,75 x 29,75 cm - 11.71" x 11.71") **11 mm.**  
**Burlington grey natural mosaico 5x5** G-1688



**Mosaico 5x10** (29,75 x 29,75 cm - 11.71" x 11.71") **11 mm.**  
**Burlington grey lappato mosaico 5x10** G-1708

NATURAL

NATURAL	PTV <b>&gt;24</b> HIGH SLP POTENTIAL BS EN 13036-4	CLASE <b>1</b> UNE-ENV 12633
LAPPATO	PTV <b>&gt;24</b> HIGH SLP POTENTIAL BS EN 13036-4	

ACCESORIES Complementos	FINISHES Acabados	GROUPS / Grupos 30X60
Burlington grey peldaño	NATURAL LAPPATO	G-171 G-195
Burlington grey peldaño ángulo	NATURAL LAPPATO	G-187 G-211
Burlington grey gradone	NATURAL LAPPATO	G-499 G-499
Burlington grey gradone ángulo	NATURAL LAPPATO	G-559 G-559

PACKING LIST	SIZE CM	SIZE INCH	BOX/ PALLET	PIECE/ BOX	M2/ PALLET	M2/ BOX	SQF/ PALLET	SQF/ BOX	KG/ PALLET	KG/ BOX	KG/ PIECE
30X60 NATURAL (11 MM)	29,75x59,55	11.71x23.44	40	6	42,52	1,06	457,67	11,44	1050	25,675	4,24
30X60 LAPPATO (11 MM)	29,75x59,55	11.71x23.44	40	6	42,52	1,06	457,67	11,44	1044	25,519	4,214




All sizes are rectified and without bevel edge finish.  
 Todos los formatos son rectificadas y no biselados.  
 Tiles with random shade and aspect variation.  
 Producto con alta variación cromática y destonificación en composiciones.

\* Test done in burlington grey natural 30x60. Average test result value on August 2009. Consult specific product test result value before supplying.  
 \* Prueba realizada sobre el producto burlington grey natural 30x60. Valor de media a fecha Agosto de 2009. Consultar valor de un producto específico antes del suministro.

LAVA NEGRO


11 mm




60x60 (59,55 x 59,55 cm - 23.45" x 23.45") 11 mm.  
Lava negro lappato 60x60 G-1410

LAVA ANTRACITA


11 mm




30x60 (29,75 x 59,55 cm - 11.71" x 23.45") 11 mm.  
Lava antracita lappato 30x60 G-1298  
Lava antracita natural 30x60 G-1258



rodapié 7,5x60 (7,3 x 59,55 cm - 2.87" x 23.45") 11 mm.  
Lava antracita natural rodapié 7,5x60 G-95



lista 15x60 (14,74 x 59,55 cm - 5.80" x 23.45") 11 mm.  
Lava antracita natural lista 15x60 G-93



lista 7,5x60 (7,3 x 59,55 cm - 2.87" x 23.45") 11 mm.  
Lava antracita natural lista 7,5x60 G-91

LAPATO

NATURAL

LAPATO

NATURAL	DIN R10 DIN 51130	CLASS A DIN 51097	PTV >36 LOW SLIP POTENTIAL BS 7976	CLASE 1 UNE-ENV 12633
LAPPATO	DIN R10 DIN 51130			CLASE 1 UNE-ENV 12633
RIGATO	DIN R10 DIN 51130		PTV >36 LOW SLIP POTENTIAL BS 7976	CLASE 3 UNE-ENV 12633

ACCESORIES Complementos	FINISHES Acabados	GROUPS / Grupos 60X60
Lava antracita peldaño	 0.291" ±2% 7.4 mm ±2%	LAPPATO G-303
Lava antracita peldaño ángulo	 0.291" ±2% 7.4 mm ±2%	LAPPATO G-315
Lava antracita gradone	 1.165" ±3% 29.6 mm ±3% 1.299" ±3% 33 mm ±3%	LAPPATO G-585
Lava antracita gradone ángulo	 1.165" ±3% 29.6 mm ±3% 1.299" ±3% 33 mm ±3%	LAPPATO G-633

PACKING LIST	SIZE CM	SIZE INCH	BOX/ PALLET	PIECE/ BOX	M2/ PALLET	M2/ BOX	SQF/ PALLET	SQF/ BOX	KG/ PALLET	KG/ BOX	KG/ PIECE
60X60 (11 MM)	59,55x59,55	23.44x23.44	30	3	31,92	1,06	343,54	11,45	796	25,755	8,5

NATURAL	DIN R10 DIN 51130	CLASS A DIN 51097	PTV >36 LOW SLIP POTENTIAL BS 7976	CLASE 1 UNE-ENV 12633
LAPPATO	DIN R10 DIN 51130			CLASE 1 UNE-ENV 12633
RIGATO	DIN R10 DIN 51130		PTV >36 LOW SLIP POTENTIAL BS 7976	CLASE 3 UNE-ENV 12633

ACCESORIES Complementos	FINISHES Acabados	GROUPS / Grupos 30X60
Lava antracita peldaño	 0.291" ±2% 7.4 mm ±2%	NATURAL LAPPATO G-171 G-195
Lava antracita peldaño ángulo	 0.291" ±2% 7.4 mm ±2%	NATURAL LAPPATO G-187 G-211
Lava antracita gradone	 1.165" ±3% 29.6 mm ±3% 1.299" ±3% 33 mm ±3%	NATURAL LAPPATO G-499 G-499
Lava antracita gradone ángulo	 1.165" ±3% 29.6 mm ±3% 1.299" ±3% 33 mm ±3%	NATURAL LAPPATO G-559 G-559

PACKING LIST	SIZE CM	SIZE INCH	BOX/ PALLET	PIECE/ BOX	M2/ PALLET	M2/ BOX	SQF/ PALLET	SQF/ BOX	KG/ PALLET	KG/ BOX	KG/ PIECE
30X60 RIGATO (11 MM)	29,75x59,55	11.71x23.44	40	6	42,52	1,06	457,67	11,44	1038	25,363	4,188
30X60 LAPPATO (11 MM)	29,75x59,55	11.71x23.44	40	6	42,52	1,06	457,67	11,44	1044	25,519	4,214

All sizes are rectified and without bevel edge finish.  
Todos los formatos son rectificadas y no biselados.  
Tiles with random shade and aspect variation.  
Producto con alta variación cromática y destonificación en composiciones.

Test done in lava negro lappato 30x60. Average test result value on November 2013.  
Consult specific product test result value before supplying.  
Prueba realizada sobre el producto Lava negro lappato 30x60. Valor de media a fecha Noviembre de 2013.  
Consultar valor de un producto específico antes del suministro.

All sizes are rectified and without bevel edge finish.  
Todos los formatos son rectificadas y no biselados.  
Tiles with random shade and aspect variation.  
Producto con alta variación cromática y destonificación en composiciones.

Test done in lava negro lappato 30x60. Average test result value on November 2013.  
Consult specific product test result value before supplying.  
Prueba realizada sobre el producto Lava negro lappato 30x60. Valor de media a fecha Noviembre de 2013.  
Consultar valor de un producto específico antes del suministro.

11 mm



**60x60** (59,55 x 59,55 cm - 23.45" x 23.45") **11 mm.**  
**Lava marfil lappato 60x60** **G-1446**

**30x60** (29,75 x 59,55 cm - 11.71" x 23.45") **11 mm.**  
**Lava marfil lappato 30x60** **G-1330**  
**Lava marfil rigato 30x60** **G-1330**

**rodapié 7,5x60** (7,3 x 59,55 cm - 2.87" x 23.45") **11 mm.**  
**Lava marfil natural rodapié 7,5x60** **G-99**

**lista 7,5x60** (7,3 x 59,55 cm - 2.87" x 23.45") **11 mm.**  
**Lava marfil natural lista 7,5x60** **G-93**

**Mosaico 2,5x2,5** (29,75 x 29,75 cm - 11.71" x 11.71") **11 mm.**  
**Lava marfil rigato mosaico 2,5x2,5** **G-1850**

**Mosaico 5x5** (29,75 x 29,75 cm - 11.71" x 11.71") **11 mm.**  
**Lava marfil rigato mosaico 5x5** **G-1732**

LAPPATO

RIGATO

NATURAL

DIN **R10**  
DIN 51130

CLASS **A**  
DIN 51097

PTV **>36**  
LOW SLIP POTENTIAL  
BS 7976

CLASE **1**  
UNE-ENV 12633

ACCESORIES Complementos	FINISHES Acabados	GROUPS / Grupos	
		60X60	30X60
Lava marfil peldaño	NATURAL	G-315	G-211
	RIGATO	-	G-211
Lava marfil peldaño ángulo	NATURAL	G-333	G-227
	RIGATO	-	G-227
Lava marfil gradóne	NATURAL	G-585	G-499
	RIGATO	-	G-499
Lava marfil gradóne ángulo	NATURAL	G-633	G-559
	RIGATO	-	G-559

PACKING LIST	SIZE CM	SIZE INCH	BOX/ PALLET	PIECE/ BOX	M2/ PALLET	M2/ BOX	SQF/ PALLET	SQF/ BOX	KG/ PALLET	KG/ BOX	KG/ PIECE
60X60 (11 MM)	59,55x59,55	23.44x23.44	30	3	31,92	1,06	343,54	11,45	796	25,755	8,5
30X60 RIGATO (11 MM)	29,75x59,55	11.71x23.44	40	6	42,52	1,06	457,67	11,44	1038	25,363	4,188
30X60 LAPPATO (11 MM)	29,75x59,55	11.71x23.44	40	6	42,52	1,06	457,67	11,44	1044	25,519	4,214



PALACIO DE JUSTICIA - Pamplona, Spain - Architects: Angel Farinos Said

product: Lava marfil bocciardato 30x60 (ventilated façade - fachada ventilada)

All sizes are rectified and without bevel edge finish.  
 Todos los formatos son rectificadas y no biselados.  
 Tiles with random shade and aspect variation.  
 Producto con alta variación cromática y destonificación en composiciones.

Test done in lava negro lappato 30x60. Average test result value on November 2013.  
 Consult specific product test result value before supplying.  
 Prueba realizada sobre el producto Lava negro lappato 30x60. Valor de media a fecha Noviembre de 2013.  
 Consultar valor de un producto específico antes del suministro.

11 mm



<b>30x60</b>	(29,75 x 59,55 cm - 11.71" x 23.45")	<b>11 mm.</b>
Habitat beige lappato 30x60		G-1298
<b>Deco 30x30</b>	(29,75 x 29,75 cm - 11.71" x 11.71")	<b>11 mm.</b>
Deco beige estructurado 30x60		G-1298
<b>lista 7,5x60</b>	(7,3 x 59,55 cm - 2.87" x 23.45")	<b>11 mm.</b>
Habitat beige lappato lista 7,5x60		G-89
<b>lista 5x60</b>	(4,75 x 59,55 cm - 1.87" x 23.45")	<b>11 mm.</b>
Habitat beige lappato lista 5x60		G-87
<b>lista 2,5x60</b>	(2,3 x 59,55 cm - 0.91" x 23.45")	<b>11 mm.</b>
Habitat beige lappato lista 2,5x60		G-85
<b>Mosaico 5x5</b>	(29,75 x 29,75 cm - 11.71" x 11.71")	<b>11 mm.</b>
Deco beige lappato mosaico 5x5		G-1638
Deco beige estructurado mosaico 5x5		G-1638
<b>preincisión 5x5</b>	(29,75 x 29,75 cm - 11.71" x 11.71")	<b>11 mm.</b>
Deco beige estructurado mosaico preincisión 5x5		G-1482
<b>Mosaico 5x10</b>	(29,75 x 29,75 cm - 11.71" x 11.71")	<b>11 mm.</b>
Deco beige lappato mosaico 5x10		G-1638
Deco beige estructurado mosaico 5x10		G-1638
<b>preincisión 5x10</b>	(29,75 x 29,75 cm - 11.71" x 11.71")	<b>11 mm.</b>
Deco beige estructurado mosaico preincisión 5x10		G-1482
<b>Decor mosaico sin fin</b>	(29,75 x 29,3 cm - 11.71" x 11.53")	<b>11 mm.</b>
Deco beige estructurado mosaico sin fin		G-161
<b>Decor mosaico rombo</b>	(23,20 x 26,40 cm - 9.13" x 10.39")	<b>11 mm.</b>
Deco beige estructurado mosaico rombo		G-179

## LAPPATO

ACCESORIES Complementos	FINISHES Acabados	GROUPS / Grupos 30X60 30X30
Quartzstone beige peldaño	LAPPATO ESTRUCTURADO	G-195 -
Quartzstone beige peldaño ángulo	LAPPATO ESTRUCTURADO	G-211 -
Quartzstone beige gradone	LAPPATO ESTRUCTURADO	G-499 -
Quartzstone beige gradone ángulo	LAPPATO ESTRUCTURADO	G-559 -

PACKING LIST	SIZE CM	SIZE INCH	BOX/ PALLET	PIECE/ BOX	M2/ PALLET	M2/ BOX	SQF/ PALLET	SQF/ BOX	KG/ PALLET	KG/ BOX	KG/ PIECE
30X60 LAPPATO (11 MM)	29,75x59,55	11.71x23.44	40	6	42,52	1,06	457,67	11,44	1044	25,519	4,214
30X30 (11 MM)	29,75x29,75	11.71x11.71	40	13	46,02	1,15	495,39	12,38	1000	24,43	1,868

All sizes are rectified and without bevel edge finish.  
 Todos los formatos son rectificadas y no biselados.  
 Tiles with random shade and aspect variation.  
 Producto con alta variación cromática y destonificación en composiciones.

11 mm



<b>30x60</b>	(29,75 x 59,55 cm - 11.71" x 23.45")	<b>11 mm.</b>
Habitat grafito lappato 30x60		G-1298
<b>lista 7,5x60</b>	(7,3 x 59,55 cm - 2.87" x 23.45")	<b>11 mm.</b>
Habitat grafito lappato lista 7,5x60		G-89
<b>lista 5x60</b>	(4,75 x 59,55 cm - 1.87" x 23.45")	<b>11 mm.</b>
Habitat grafito lappato lista 5x60		G-87
<b>lista 2,5x60</b>	(2,3 x 59,55 cm - 0.91" x 23.45")	<b>11 mm.</b>
Habitat grafito lappato lista 2,5x60		G-85





## LAPPATO

ACCESORIES Complementos	FINISHES Acabados	GROUPS / Grupos 30X60
Quartzstone beige peldaño	LAPPATO	G-195
Quartzstone beige peldaño ángulo	LAPPATO	G-211
Quartzstone beige gradone	LAPPATO	G-499
Quartzstone beige gradone ángulo	LAPPATO	G-559

PACKING LIST	SIZE CM	SIZE INCH	BOX/ PALLET	PIECE/ BOX	M2/ PALLET	M2/ BOX	SQF/ PALLET	SQF/ BOX	KG/ PALLET	KG/ BOX	KG/ PIECE
30X60 LAPPATO (11 MM)	29,75x59,55	11.71x23.44	40	6	42,52	1,06	457,67	11,44	1044	25,519	4,214

All sizes are rectified and without bevel edge finish.  
 Todos los formatos son rectificadas y no biselados.  
 Tiles with random shade and aspect variation.  
 Producto con alta variación cromática y destonificación en composiciones.

11 mm



**30x60** (29,75 x 59,55 cm - 11.71" x 23.45") **11 mm.**  
**Habitat rosso lappato 30x60** **G-1274**

**lista 7,5x60** (7,3 x 59,55 cm - 2.87" x 23.45") **11 mm.**  
**Habitat rosso lappato lista 7,5x60** **G-87**

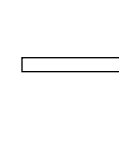

**lista 5x60** (4,75 x 59,55 cm - 1.87" x 23.45") **11 mm.**  
**Habitat rosso lappato lista 5x60** **G-85**

**lista 2,5x60** (2,3 x 59,55 cm - 0.91" x 23.45") **11 mm.**  
**Habitat rosso lappato lista 2,5x60** **G-83**

**Mosaico 5x5** (29,75 x 29,75 cm - 11.71" x 11.71") **11 mm.**  
**Deco rosso lappato mosaico 5x5** **G-1638**

**Mosaico 5x10** (29,75 x 29,75 cm - 11.71" x 11.71") **11 mm.**  
**Deco rosso lappato mosaico 5x10** **G-1638**

11 mm



**60x60** (59,55 x 59,55 cm - 23.45" x 23.45") **11 mm.**  
**Iridio black lappato 60x60** **G-1372**

**30x60** (29,75 x 59,55 cm - 11.71" x 23.45") **11 mm.**  
**Iridio black lappato 30x60** **G-1298**

**rodapié 7,5x60** (7,3 x 59,55 cm - 2.87" x 23.45") **11 mm.**  
**Iridio black lappato rodapié 7,5x60** **G-97**

**lista 7,5x60** (7,3 x 59,55 cm - 2.87" x 23.45") **11 mm.**  
**Iridio black lappato lista 7,5x60** **G-93**

**Mosaico 2,5x2,5** (29,75 x 29,75 cm - 11.71" x 11.71") **11 mm.**  
**Iridio black lappato mosaico 2,5x2,5** **G-1756**

**Mosaico 5x5** (29,75 x 29,75 cm - 11.71" x 11.71") **11 mm.**  
**Iridio black mix lappato mosaico 2,5x2,5** **G-1850**

## LAPPATO

ACCESORIES Complementos	FINISHES Acabados	GROUPS / Grupos 30X60
Quartzstone beige peldaño	LAPPATO	G-195
Quartzstone beige peldaño ángulo	LAPPATO	G-211
Quartzstone beige gradone	LAPPATO	G-499
Quartzstone beige gradone ángulo	LAPPATO	G-559

PACKING LIST	SIZE CM	SIZE INCH	BOX/ PALLET	PIECE/ BOX	M2/ PALLET	M2/ BOX	SQF/ PALLET	SQF/ BOX	KG/ PALLET	KG/ BOX	KG/ PIECE
30X60 LAPPATO (11 MM)	29,75x59,55	11,71x23,44	40	6	42,52	1,06	457,67	11,44	1044	25,519	4,214

## LAPPATO


ACCESORIES Complementos	FINISHES Acabados	GROUPS / Grupos 60X60 30X60
Iridio black peldaño	LAPPATO	G-281 G-195
Iridio black peldaño ángulo	LAPPATO	G-299 G-211
Iridio black gradone	LAPPATO	G-585 G-499
Iridio black gradone ángulo	LAPPATO	G-633 G-559

PACKING LIST	SIZE CM	SIZE INCH	BOX/ PALLET	PIECE/ BOX	M2/ PALLET	M2/ BOX	SQF/ PALLET	SQF/ BOX	KG/ PALLET	KG/ BOX	KG/ PIECE
60X60 (11 MM)	59,55x59,55	23,44x23,44	30	3	31,92	1,06	343,54	11,45	796	25,755	8,5
30X60 RIGATO (11 MM)	29,75x59,55	11,71x23,44	40	6	42,52	1,06	457,67	11,44	1038	25,363	4,188
30X60 LAPPATO (11 MM)	29,75x59,55	11,71x23,44	40	6	42,52	1,06	457,67	11,44	1044	25,519	4,214



LIFESTONE MARFIL

11 mm




LAPPATO



**Ergo serie 45x45** (29,75 x 59,55 cm - 11.71" x 23.45") **11 mm.**  
**Ergo marfil lappato 45x45** **G-1298**

LIFESTONE GRAFITO

11 mm



LAPPATO NATURAL



**Ergo serie 45x45** (29,75 x 59,55 cm - 11.71" x 23.45") **11 mm.**  
**Ergo grafito lappato 45x45** **G-1274**  
**Ergo grafito natural 45x45** **G-1234**

LIFESTONE BEIGE

11 mm



NATURAL



**Ergo serie 30x60** (29,75 x 59,55 cm - 11.71" x 23.45") **11 mm.**  
**Ergo beige natural 30x60** **G-1234**



**Ergo serie 45x45** (29,75 x 59,55 cm - 11.71" x 23.45") **11 mm.**  
**Ergo beige natural 45x45** **G-1234**

LIFESTONE MUSGO

11 mm



LAPPATO



**Ergo serie 60x60** (59,55 x 59,55 cm - 23.45" x 23.45") **11 mm.**  
**Ergo musgo natural 60x60** **G-1386**



**Ergo serie 45x45** (29,75 x 59,55 cm - 11.71" x 23.45") **11 mm.**  
**Ergo musgo natural 45x45** **G-1274**

ACCESORIES Complementos	FINISHES Acabados	GROUPS Grupos 45X45
Ergo marfil lappato peldaño	LAPPATO	G-195
Ergo marfil lappato peldaño ángulo	LAPPATO	G-211

PACKING LIST	SIZE CM	SIZE INCH	BOX/ PALLET	PIECE/ BOX	M2/ PALLET	M2/ BOX	SQF/ PALLET	SQF/ BOX	KG/ PALLET	KG/ BOX	KG/ PIECE
45X45 (11 MM)	44,63x44,63	17.57x17.57	68	5	67,72	1,00	728,96	10,72	1530	22,16	4,389

All sizes are rectified and without bevel edge finish.  
 Todos los formatos son rectificadas y no biselados.  
 Tiles with random shade and aspect variation.  
 Producto con alta variación cromática y destonificación en composiciones.

ACCESORIES Complementos	FINISHES Acabados	GROUPS Grupos 45X45
Ergo grafito lappato peldaño	LAPPATO	G-195
Ergo grafito lappato peldaño ángulo	LAPPATO	G-211

PACKING LIST	SIZE CM	SIZE INCH	BOX/ PALLET	PIECE/ BOX	M2/ PALLET	M2/ BOX	SQF/ PALLET	SQF/ BOX	KG/ PALLET	KG/ BOX	KG/ PIECE
45X45 (11 MM)	44,63x44,63	17.57x17.57	68	5	67,72	1,00	728,96	10,72	1530	22,16	4,389

All sizes are rectified and without bevel edge finish.  
 Todos los formatos son rectificadas y no biselados.  
 Tiles with random shade and aspect variation.  
 Producto con alta variación cromática y destonificación en composiciones.

ACCESORIES Complementos	FINISHES Acabados	GROUPS Grupos 45X45
Ergo beige natural peldaño	LAPPATO	G-195
Ergo beige natural peldaño ángulo	LAPPATO	G-211

PACKING LIST	SIZE CM	SIZE INCH	BOX/ PALLET	PIECE/ PALLET	M2/ BOX	M2/ PALLET	SQF/ BOX	SQF/ PALLET	KG/ BOX	KG/ PALLET	KG/ PIECE
45X45 (11 MM)	44,63x44,63	17.57x17.57	68	5	67,72	1,00	728,96	10,72	1530	22,16	4,389
30X60 (11 MM)	29,75x59,55	11.71x23.44	40	6	42,52	1,06	457,67	11,44	1050	25,675	4,24

All sizes are rectified and without bevel edge finish except Hexagon 25x29 cm that it is not.  
 Todos los formatos son rectificadas y no biselados excepto Hexagon 25x29 que no es rectificado.  
 Tiles with random shade and aspect variation.  
 Producto con alta variación cromática y destonificación en composiciones.

ACCESORIES Complementos	FINISHES Acabados	GROUPS Grupos 45X45
Ergo musgo lappato peldaño	LAPPATO	G-195
Ergo musgo lappato peldaño ángulo	LAPPATO	G-211

PACKING LIST	SIZE CM	SIZE INCH	BOX/ PALLET	PIECE/ PALLET	M2/ BOX	M2/ PALLET	SQF/ BOX	SQF/ PALLET	KG/ BOX	KG/ PALLET	KG/ PIECE
45X45 (11 MM)	44,63x44,63	17.57x17.57	68	5	67,72	1,00	728,96	10,72	1530	22,16	4,389
60X60 (11 MM)	59,55x59,55	23.44x23.44	30	3	31,92	1,06	343,54	11,45	796	25,755	8,5

All sizes are rectified and without bevel edge finish except Hexagon 25x29 cm that it is not.  
 Todos los formatos son rectificadas y no biselados excepto Hexagon 25x29 que no es rectificado.  
 Tiles with random shade and aspect variation.  
 Producto con alta variación cromática y destonificación en composiciones.

OTTA GRIS

11 mm



OLDSTONE ANTRACITA

11 mm



LIMESTONE BEIGE

11 mm



LIMESTONE GRIS

11 mm



NATURAL



Otta serie 30x60 (29,75 x 59,55 cm - 11,71" x 23,45") 11 mm.  
Otta gris natural 30x60 G-1258



Beret serie 30x60 (29,75 x 59,55 cm - 11,71" x 23,45") 11 mm.  
Beret antracita 30x60 G-1218

NATURAL



Millenium serie 30x60 (29,75 x 59,55 cm - 11,71" x 23,45") 11 mm.  
Millenium beige natural 30x60 G-1258

NATURAL



Millenium serie 30x60 (29,75 x 59,55 cm - 11,71" x 23,45") 11 mm.  
Millenium gris natural 30x60 G-1258



Millenium serie 45x45 (29,75 x 59,55 cm - 11,71" x 23,45") 11 mm.  
Millenium gris natural 45x45 G-1258

ACCESORIES Complementos	FINISHES Acabados	GROUPS Grupos 45X45
Ergo marfil lappato peldaño	LAPPATO	G-195
Ergo marfil lappato peldaño ángulo	LAPPATO	G-211

PACKING LIST	SIZE CM	SIZE INCH	BOX/ PALLET	PIECE/ BOX	M2/ PALLET	M2/ BOX	SQF/ PALLET	SQF/ BOX	KG/ PALLET	KG/ BOX	KG/ PIECE
30X60 (11 MM)	29,75x59,55	11,71x23,44	40	6	42,52	1,06	457,67	11,44	1050	25,675	4,24

All sizes are rectified and without bevel edge finish.  
Todos los formatos son rectificadas y no biselados.  
Tiles with random shade and aspect variation.  
Producto con alta variación cromática y destonificación en composiciones.

ACCESORIES Complementos	FINISHES Acabados	GROUPS Grupos 45X45
Ergo grafito lappato peldaño	LAPPATO	G-195
Ergo grafito lappato peldaño ángulo	LAPPATO	G-211

PACKING LIST	SIZE CM	SIZE INCH	BOX/ PALLET	PIECE/ BOX	M2/ PALLET	M2/ BOX	SQF/ PALLET	SQF/ BOX	KG/ PALLET	KG/ BOX	KG/ PIECE
30X60 (11 MM)	29,75x59,55	11,71x23,44	40	6	42,52	1,06	457,67	11,44	1050	25,675	4,24

All sizes are rectified and without bevel edge finish.  
Todos los formatos son rectificadas y no biselados.  
Tiles with random shade and aspect variation.  
Producto con alta variación cromática y destonificación en composiciones.

ACCESORIES Complementos	FINISHES Acabados	GROUPS Grupos 45X45
Ergo beige natural peldaño	LAPPATO	G-195
Ergo beige natural peldaño ángulo	LAPPATO	G-211

PACKING LIST	SIZE CM	SIZE INCH	BOX/ PALLET	PIECE/ BOX	M2/ PALLET	M2/ BOX	SQF/ PALLET	SQF/ BOX	KG/ PALLET	KG/ BOX	KG/ PIECE
30X60 (11 MM)	29,75x59,55	11,71x23,44	40	6	42,52	1,06	457,67	11,44	1050	25,675	4,24

All sizes are rectified and without bevel edge finish except Hexagon 25x29 cm that it is not.  
Todos los formatos son rectificadas y no biselados excepto Hexagon 25x29 que no es rectificado.  
Tiles with random shade and aspect variation.  
Producto con alta variación cromática y destonificación en composiciones.

ACCESORIES Complementos	FINISHES Acabados	GROUPS Grupos 45X45
Ergo musgo lappato peldaño	LAPPATO	G-195
Ergo musgo lappato peldaño ángulo	LAPPATO	G-211

PACKING LIST	SIZE CM	SIZE INCH	BOX/ PALLET	PIECE/ BOX	M2/ PALLET	M2/ BOX	SQF/ PALLET	SQF/ BOX	KG/ PALLET	KG/ BOX	KG/ PIECE
45X45 (11 MM)	44,63x44,63	17,57x17,57	68	5	67,72	1,00	728,96	10,72	1530	22,16	4,389
30X60 (11 MM)	29,75x59,55	11,71x23,44	40	6	42,52	1,06	457,67	11,44	1050	25,675	4,24

All sizes are rectified and without bevel edge finish except Hexagon 25x29 cm that it is not.  
Todos los formatos son rectificadas y no biselados excepto Hexagon 25x29 que no es rectificado.  
Tiles with random shade and aspect variation.  
Producto con alta variación cromática y destonificación en composiciones.

STONETECH NEGRO

11 mm



STONETECH OXIDO

11 mm



STONETECH BEIGE


11 mm





STONETECH VERDE


11 mm







 Slate serie 30x60 (29,75 x 59,55 cm - 11.71" x 23.45") 11 mm.  
Slate negro 30x60 G-1258



 Slate serie 30x60 (29,75 x 59,55 cm - 11.71" x 23.45") 11 mm.  
Slate óxido 30x60 G-1258



 Slate serie 30x60 (29,75 x 59,55 cm - 11.71" x 23.45") 11 mm.  
Slate beige 30x60 G-1234

 Slate serie 45x45 (29,75 x 59,55 cm - 11.71" x 23.45") 11 mm.  
Slate verde 45x45 G-1258

ACCESORIES Complementos	FINISHES Acabados	GROUPS Grupos 45X45
 Ergo marfil lappato peldaño	LAPPATO	G-195
 Ergo marfil lappato peldaño ángulo	LAPPATO	G-211

ACCESORIES Complementos	FINISHES Acabados	GROUPS Grupos 45X45
 Ergo grafito lappato peldaño	LAPPATO	G-195
 Ergo grafito lappato peldaño ángulo	LAPPATO	G-211

ACCESORIES Complementos	FINISHES Acabados	GROUPS Grupos 45X45
 Ergo beige natural peldaño	LAPPATO	G-195
 Ergo beige natural peldaño ángulo	LAPPATO	G-211

ACCESORIES Complementos	FINISHES Acabados	GROUPS Grupos 45X45
 Ergo musgo lappato peldaño	LAPPATO	G-195
 Ergo musgo lappato peldaño ángulo	LAPPATO	G-211

PACKING LIST	SIZE CM	SIZE INCH	BOX/ PALLET	PIECE/ BOX	M2/ PALLET	M2/ BOX	SQF/ PALLET	SQF/ BOX	KG/ PALLET	KG/ BOX	KG/ PIECE
30X60 (11 MM)	29,75x59,55	11.71x23.44	40	6	42,52	1,06	457,67	11,44	1050	25,675	4,24

PACKING LIST	SIZE CM	SIZE INCH	BOX/ PALLET	PIECE/ BOX	M2/ PALLET	M2/ BOX	SQF/ PALLET	SQF/ BOX	KG/ PALLET	KG/ BOX	KG/ PIECE
30X60 (11 MM)	29,75x59,55	11.71x23.44	40	6	42,52	1,06	457,67	11,44	1050	25,675	4,24

PACKING LIST	SIZE CM	SIZE INCH	BOX/ PALLET	PIECE/ BOX	M2/ PALLET	M2/ BOX	SQF/ PALLET	SQF/ BOX	KG/ PALLET	KG/ BOX	KG/ PIECE
30X60 (11 MM)	29,75x59,55	11.71x23.44	40	6	42,52	1,06	457,67	11,44	1050	25,675	4,24

PACKING LIST	SIZE CM	SIZE INCH	BOX/ PALLET	PIECE/ BOX	M2/ PALLET	M2/ BOX	SQF/ PALLET	SQF/ BOX	KG/ PALLET	KG/ BOX	KG/ PIECE
45X45 (11 MM)	44,63x44,63	17.57x17.57	68	5	67,72	1,00	728,96	10,72	1530	22,16	4,389

All sizes are rectified and without bevel edge finish.  
Todos los formatos son rectificadas y no biselados.  
Tiles with random shade and aspect variation.  
Producto con alta variación cromática y destonificación en composiciones.

All sizes are rectified and without bevel edge finish except Hexagon 25x29 cm that it is not.  
Todos los formatos son rectificadas y no biselados excepto Hexagon 25x29 que no es rectificado.  
Tiles with random shade and aspect variation.  
Producto con alta variación cromática y destonificación en composiciones.

11 mm



30x60 (29,75 x 59,55 cm - 11,71" x 23,45") 11 mm.  
Domotec nuez satinado 30x60 G-1218



30x60 (29,75 x 59,55 cm - 11,71" x 23,45") 11 mm.  
Domotec grana satinado 30x60 G-1250  
Domotec grana estructurado 30x60 G-1194



30x60 (29,75 x 59,55 cm - 11,71" x 23,45") 11 mm.  
Domotec rosa satinado 30x60 G-1218



30x60 (29,75 x 59,55 cm - 11,71" x 23,45") 11 mm.  
Domotec beige satinado 30x60 G-1218  
Domotec beige estructurado 30x60 G-1162



30x60 (29,75 x 59,55 cm - 11,71" x 23,45") 11 mm.  
Domotec negro satinado 30x60 G-1250



45x45 (44,63 x 44,63 cm - 17,57" x 17,57") 11 mm.  
Génesis gris pulido 45x45 G-1314



45x45 (44,63 x 44,63 cm - 17,57" x 17,57") 11 mm.  
Génesis marfil pulido 45x45 G-1354  
Génesis marfil satinado 45x45 G-1258



45x45 (44,63 x 44,63 cm - 17,57" x 17,57") 11 mm.  
Génesis ocre satinado 45x45 G-1218



45x45 (44,63 x 44,63 cm - 17,57" x 17,57") 11 mm.  
Génesis beige satinado 45x45 G-1218

# polished products

GRANITEC



30x60 (29,75 x 59,55 cm - 11,71" x 23,45") 11 mm.  
Granitec beige pulido 30x60 G-1386  
45x45 (44,63 x 44,63 cm - 17,57" x 17,57") 11 mm.  
Granitec beige pulido 45x45 G-1386



30x60 (29,75 x 59,55 cm - 11,71" x 23,45") 11 mm.  
Granitec marengo pulido 30x60 G-1410



30x60 (29,75 x 59,55 cm - 11,71" x 23,45") 11 mm.  
Granitec verde pulido 30x60 G-1386



30x60 (29,75 x 59,55 cm - 11,71" x 23,45") 11 mm.  
Granitec rosa pulido 30x60 G-1386

AUGUSTA



30x60 (29,75 x 59,55 cm - 11,71" x 23,45") 11 mm.  
Coliseo crema pulido 30x60 G-1330  
45x45 (44,63 x 44,63 cm - 17,57" x 17,57") 11 mm.  
Liceo crema pulido 45x45 G-1330

EUREKA




45x45 (44,63 x 44,63 cm - 17,57" x 17,57") 11 mm.  
Eureka ocre pulido 45x45 G-1240

PACKING LIST	SIZE CM	SIZE INCH	BOX/ PALLET	PIECE/ BOX	M2/ PALLET	M2/ BOX	SQF/ PALLET	SQF/ BOX	KG/ PALLET	KG/ BOX	KG/ PIECE
45X45 (11 MM)	44,63x44,63	17,57x17,57	68	5	67,72	1,00	728,96	10,72	1530	22,16	4,389
30X60 (11 MM)	29,75x59,55	11,71x23,44	40	6	42,52	1,06	457,67	11,44	1050	25,675	4,24

All sizes are rectified and without bevel edge finish.  
Todos los formatos son rectificadas y no biselados.  
Tiles with random shade and aspect variation.  
Producto con alta variación cromática y destonificación en composiciones.

# Marble 7.0 collection



marble  
mármol

SIZES

7 mm.

COLORS



4 COLOURS COLORES	3 SIZES FORMATOS	2 FINISH ACABADO	POLISHED NATURAL	7 mm
-------------------------	------------------------	------------------------	---------------------	------

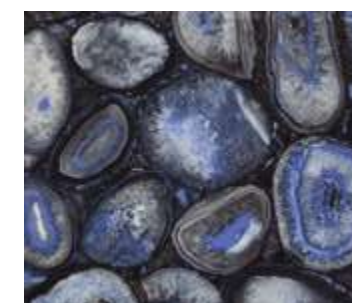
JOLIE



CALACATTA



AGATE



PETRIFIED WOOD







product: product: Marble 7.0 calacatta polished 90x90





MARBLE 7.0 JOLIE

7 mm



	<b>90x90</b> (89,46 x 89,46 cm - 35,22" x 35,22") <b>7 mm.</b>
	Marble 7.0 jolie polished 90x90 <b>G-1442</b>
	Marble 7.0 jolie natural 90x90 <b>G-1372</b>

	<b>mosaico 90x90</b> (89,46 x 89,46 cm - 35,22" x 35,22") <b>7 mm.</b>
	Marble 7.0 jolie polished decor 90x90 <b>G-1942</b>

	<b>mosaico mix</b> (29,75 x 29,75 cm - 11,71" x 11,71") <b>7 mm.</b>
	Marble 7.0 jolie polished mosaico mix <b>G-1884</b>

	<b>Mosaico 5x5</b> (29,75 x 29,75 cm - 11,71" x 11,71") <b>7 mm.</b>
	Marble 7.0 jolie natural mosaico 5x5 <b>G-1822</b>

	<b>mosaico listas</b> (44,63 x 44 cm - 11,71" x 11,57") <b>7 mm.</b>
	Marble 7.0 polished mosaico listas <b>G-1884</b>

ACCESORIES Complementos	FINISHES Acabados	GROUPS / Grupos 90x90
	POLISHED NATURAL	G-779 G-749
	POLISHED NATURAL	G-829 G-815

--	--	--	--

All sizes are rectified and without bevel edge finish.  
 Todos los formatos son rectificadas y no biselados.  
 Tiles with random shade and aspect variation.  
 Producto con alta variación cromática y destonificación en composiciones.

MARBLE 7.0 CALACATTA

7 mm



	<b>90x90</b> (89,46 x 89,46 cm - 35,22" x 35,22") <b>7 mm.</b>
	Marble 7.0 calacatta polished 90x90 <b>G-1442</b>
	Marble 7.0 calacatta natural 90x90 <b>G-1372</b>

	<b>mosaico 90x90</b> (89,46 x 89,46 cm - 35,22" x 35,22") <b>7 mm.</b>
	Marble 7.0 calacatta polished decor 90x90 <b>G-1942</b>

	<b>mosaico mix</b> (29,75 x 29,75 cm - 11,71" x 11,71") <b>7 mm.</b>
	Marble 7.0 calacatta polished mosaico mix <b>G-1884</b>

	<b>Mosaico 5x5</b> (29,75 x 29,75 cm - 11,71" x 11,71") <b>7 mm.</b>
	Marble 7.0 calacatta natural mosaico 5x5 <b>G-1822</b>


ACCESORIES Complementos	FINISHES Acabados	GROUPS / Grupos 90x90
	POLISHED NATURAL	G-779 G-749
	POLISHED NATURAL	G-829 G-815

--	--	--	--

All sizes are rectified and without bevel edge finish.  
 Todos los formatos son rectificadas y no biselados.  
 Tiles with random shade and aspect variation.  
 Producto con alta variación cromática y destonificación en composiciones.

MARBLE 7.0 AGATE

7 mm



	<b>90x90</b> (89,46 x 89,46 cm - 35,22" x 35,22") <b>7 mm.</b>
	Marble 7.0 agate polished 90x90 <b>G-1442</b>

PACKING LIST	SIZE CM	SIZE INCH	BOX/ PALLET	PIECE/ BOX	M2/ BOX	M2/ PALLET	SQF/ BOX	SQF/ PALLET	KG/ PALLET	KG/ BOX	KG/ PIECE
90X90 (7 MM)	89,46x89,46	35,22x35,22	20	2	32,01	1,60	344,58	17,23	610	28,851	14,268

PETRIFIED WOOD

7 mm




	<b>60x120</b> (59,55 x 119,3 cm - 23,45" x 46,97") <b>7 mm.</b>
	Petrified wood polished 60x120 <b>G-1442</b>

	<b>60x60</b> (59,55 x 59,55 cm - 23,45" x 23,45") <b>7 mm.</b>
	Petrified wood polished 60x60 <b>G-1298</b>

PACKING LIST	SIZE CM	SIZE INCH	BOX/ PALLET	PIECE/ BOX	M2/ BOX	M2/ PALLET	SQF/ BOX	SQF/ PALLET	KG/ PALLET	KG/ BOX	KG/ PIECE
60X120 (7 MM)	59,55x119,3	23,44x46,97	30	2	42,63	1,42	458,83	15,29	780	25,234	12,437
60X60 (7 MM)	59,55x59,55	23,44x23,44	30	5	53,19	1,77	572,57	19,09	950	30,898	6,129

All sizes are rectified and without bevel edge finish.  
 Todos los formatos son rectificadas y no biselados.  
 Tiles with random shade and aspect variation.  
 Producto con alta variación cromática y destonificación en composiciones.

# Nanoessence 7.0 collection




marble  
mármol

SIZES

7 mm.

COLORS



90x90



45x90



30x60

<b>4</b> COLOURS COLORES	<b>3</b> SIZES FORMATOS	<b>1</b> FINISH ACABADO	LAPPATO	 7 mm
--------------------------------	-------------------------------	-------------------------------	---------	----------

BLACK



WHITE



BEIGE



BROWN





product: Nanoessence 7.0 black lappato 90x90




product: Nanoessence 7.0 white lappato 90x90 and Nanoessence black / white lappato chevron



NANOESSENCE 7.0 BLACK


7mm




**90x90** (89,46 x 89,46 cm - 35,22" x 35,22") **7 mm.**  
Nanoessence 7.0 black lappato 90x90 **G-1410**




**45x90** (44,63 x 89,46 cm - 17,57" x 35,22") **7 mm.**  
Nanoessence 7.0 black lappato 45x90 **G-1250**




**30x60** (29,75 x 59,55 cm - 11,71" x 23,45") **7 mm.**  
Nanoessence 7.0 black lappato 30x60 **G-1232**




**10x60** (9,77 x 48,37 cm - 3,84" x 19,04") **7 mm.**  
Nanoessence 7.0 black lappato chevron 7x60 **G-1654**



**10x60** (9,74 x 59,55 cm - 3,83" x 23,45") **7 mm.**  
Nanoessence 7.0 black lappato lista 10x60 **G-1426**




**7,5x60** (7,3 x 59,55 cm - 2,87" x 23,45") **7 mm.**  
Nanoessence 7.0 black lappato lista 7,5x60 **G-89**



**7,5x90** (7,3 x 89,46 cm - 2,87" x 35,22") **7 mm.**  
Nanoessence 7.0 black lappato lista 7,5x90 **G-109**



**rodapié 90** (7,30 x 89,46 cm - 2,87" x 35,22") **7 mm.**  
Nanoessence 7.0 black lappato rodapié 7,5x90 **G-125**



**rodapié 60** (7,27 x 59,55 cm - 2,87" x 23,45") **7 mm.**  
Nanoessence 7.0 black lappato rodapié 7,5x60 **G-91**



**Mosaico 2,5x2,5** (29,75 x 29,75 cm - 11,71" x 11,71") **7 mm.**  
Nanoessence 7.0 black lappato mosaico 2,5x2,5 **G-1708**

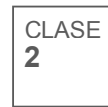


**Diamond decor** (27,82 x 87,5 cm - 10,95" x 34,44") **7 mm.**  
Nanoessence 7.0 black lappato diamond decor **G-1942**



**Mosaico brick** V(18,44 x 58 cm - 7,25" x 22,83") **7 mm.**  
Nanoessence 7.0 black lappato mosaico brick **G-1980**

LAPPATO



ACCESORIES Complementos	FINISHES Acabados	GROUPS / Grupos		
		30x60	45x90	90x90
Nanoessence 7.0 black peldaño	LAPPATO	G-163	G-303	G-559
Nanoessence 7.0 black peldaño ángulo	LAPPATO	G-179	G-315	G-570
Nanoessence 7.0 black gradone	LAPPATO	G-499	G-603	G-779
Nanoessence 7.0 black gradone ángulo	LAPPATO	G-559	G-623	G-829


PACKING LIST	SIZE CM	SIZE INCH	BOX/ PALLET	PIECE/ BOX	M2/ BOX	M2/ PALLET	SQF/ BOX	SQF/ PALLET	KG/ PALLET	KG/ BOX	KG/ PIECE
90X90 (7 MM)	89,46x89,46	35,22x35,22	20	2	1,60	32,01	17,23	344,58	610	28,851	14,288
45X90 (7 MM)	44,63x89,46	17,57x35,22	27	5	2,00	53,90	21,49	580,18	980	35,442	7,035
30X60 (7 MM)	29,75x59,55	11,71x23,44	40	8	1,42	56,69	15,26	610,23	1000	24,427	3,024

DIN 51130 -Test done in Nanoessence 7.0 beige lappato 45x90. Average test result value on August 2015. Consult specific product test result value before supplying.  
 DIN 51130 -Prueba realizada sobre el producto Nanoessence 7.0 beige lappato 45x90. Valor de media a fecha de Agosto de 2015. Consultar valor de un producto específico antes del suministro.  
 ANSI A137.1 S-9.6.1 -Test done in Nanoessence 7.0 beige lappato 45x90. Average test result value on December 2015. Consult specific product test result value before supplying.  
 ANSI A137.1 S-9.6.1 -Prueba realizada sobre el producto Nanoessence 7.0 beige lappato 45x90. Valor de media a fecha de Diciembre de 2015. Consultar valor de un producto específico antes del suministro.

All sizes are rectified and without bevel edge finish.  
 Todos los formatos son rectificadas y no biselados.  
 Tiles with random shade and aspect variation.  
 Producto con alta variación cromática y destonificación en composiciones.

NANOESSENCE 7.0 WHITE


7mm



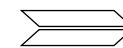
**90x90** (89,46 x 89,46 cm - 35,22" x 35,22") **7 mm.**  
Nanoessence 7.0 white lappato 90x90 **G-1410**




**45x90** (44,63 x 89,46 cm - 17,57" x 35,22") **7 mm.**  
Nanoessence 7.0 white lappato 45x90 **G-1250**




**30x60** (29,75 x 59,55 cm - 11,71" x 23,45") **7 mm.**  
Nanoessence 7.0 white lappato 30x60 **G-1232**




**10x60** (9,77 x 48,37 cm - 3,84" x 19,04") **7 mm.**  
Nanoessence 7.0 white lappato chevron 7x60 **G-1654**




**10x60** (9,74 x 59,55 cm - 3,83" x 23,45") **7 mm.**  
Nanoessence 7.0 white lappato lista 10x60 **G-1426**




**7,5x60** (7,3 x 59,55 cm - 2,87" x 23,45") **7 mm.**  
Nanoessence 7.0 white lappato lista 7,5x60 **G-89**




**7,5x90** (7,3 x 89,46 cm - 2,87" x 35,22") **7 mm.**  
Nanoessence 7.0 white lappato lista 7,5x90 **G-109**



**rodapié 90** (7,30 x 89,46 cm - 2,87" x 35,22") **7 mm.**  
Nanoessence 7.0 white lappato rodapié 7,5x90 **G-125**

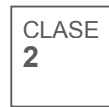


**rodapié 60** (7,27 x 59,55 cm - 2,87" x 23,45") **7 mm.**  
Nanoessence 7.0 white lappato rodapié 7,5x60 **G-91**



**Mosaico 2,5x2,5** (29,75 x 29,75 cm - 11,71" x 11,71") **7 mm.**  
Nanoessence 7.0 white lappato mosaico 2,5x2,5 **G-1708**

LAPPATO



ACCESORIES Complementos	FINISHES Acabados	GROUPS / Grupos		
		30x60	45x90	90x90
Nanoessence 7.0 white peldaño	LAPPATO	G-163	G-303	G-559
Nanoessence 7.0 white peldaño ángulo	LAPPATO	G-179	G-315	G-570
Nanoessence 7.0 white gradone	LAPPATO	G-499	G-603	G-779
Nanoessence 7.0 white gradone ángulo	LAPPATO	G-559	G-623	G-829

PACKING LIST	SIZE CM	SIZE INCH	BOX/ PALLET	PIECE/ BOX	M2/ BOX	M2/ PALLET	SQF/ BOX	SQF/ PALLET	KG/ PALLET	KG/ BOX	KG/ PIECE
90X90 (7 MM)	89,46x89,46	35,22x35,22	20	2	1,60	32,01	17,23	344,58	610	28,851	14,288
45X90 (7 MM)	44,63x89,46	17,57x35,22	27	5	2,00	53,90	21,49	580,18	980	35,442	7,035
30X60 (7 MM)	29,75x59,55	11,71x23,44	40	8	1,42	56,69	15,26	610,23	1000	24,427	3,024

DIN 51130 -Test done in Nanoessence 7.0 beige lappato 45x90. Average test result value on August 2015. Consult specific product test result value before supplying.  
 DIN 51130 -Prueba realizada sobre el producto Nanoessence 7.0 beige lappato 45x90. Valor de media a fecha de Agosto de 2015. Consultar valor de un producto específico antes del suministro.  
 ANSI A137.1 S-9.6.1 -Test done in Nanoessence 7.0 beige lappato 45x90. Average test result value on December 2015. Consult specific product test result value before supplying.  
 ANSI A137.1 S-9.6.1 -Prueba realizada sobre el producto Nanoessence 7.0 beige lappato 45x90. Valor de media a fecha de Diciembre de 2015. Consultar valor de un producto específico antes del suministro.

All sizes are rectified and without bevel edge finish.  
 Todos los formatos son rectificadas y no biselados.  
 Tiles with random shade and aspect variation.  
 Producto con alta variación cromática y destonificación en composiciones.

NANOESSENCE 7.0 BEIGE


7mm




**90x90** (89,46 x 89,46 cm - 35,22" x 35,22") **7 mm.**  
**Nanoessence 7.0 beige lappato 90x90** **G-1410**




**45x90** (44,63 x 89,46 cm - 17,57" x 35,22") **7 mm.**  
**Nanoessence 7.0 beige lappato 45x90** **G-1250**




**30x60** (29,75 x 59,55 cm - 11,71" x 23,45") **7 mm.**  
**Nanoessence 7.0 beige lappato 30x60** **G-1232**




**10x60** (9,77 x 48,37 cm - 3,84" x 19,04") **7 mm.**  
**Nanoessence 7.0 beige lappato chevron 7x60** **G-1654**




**10x60** (9,74 x 59,55 cm - 3,83" x 23,45") **7 mm.**  
**Nanoessence 7.0 beige lappato lista 10x60** **G-1426**



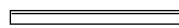
**7,5x60** (7,3 x 59,55 cm - 2,87" x 23,45") **7 mm.**  
**Nanoessence 7.0 beige lappato lista 7,5x60** **G-89**



**7,5x90** (7,3 x 89,46 cm - 2,87" x 35,22") **7 mm.**  
**Nanoessence 7.0 beige lappato lista 7,5x90** **G-109**



**rodapié 90** (7,30 x 89,46 cm - 2,87" x 35,22") **7 mm.**  
**Nanoessence 7.0 beige lappato rodapié 7,5x90** **G-125**



**rodapié 60** (7,27 x 59,55 cm - 2,87" x 23,45") **7 mm.**  
**Nanoessence 7.0 beige lappato rodapié 7,5x60** **G-91**



**Mosaico 2,5x2,5** (29,75 x 29,75 cm - 11,71" x 11,71") **7 mm.**  
**Nanoessence 7.0 beige lappato mosaico 2,5x2,5** **G-1708**

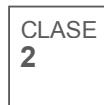


**Diamond decor** (27,82 x 87,5 cm - 10,95" x 34,44") **7 mm.**  
**Nanoessence 7.0 beige lappato diamond decor** **G-1942**



**Mosaico brick** V(18,44 x 58 cm - 7,25" x 22,83") **7 mm.**  
**Nanoessence 7.0 beige lappato mosaico brick** **G-1980**

LAPPATO



ACCESORIES Complementos	FINISHES Acabados	GROUPS / Grupos	30x60			45x90			90x90		
			BOX/ PALLET	PIECE/ BOX	M2/ BOX	M2/ PALLET	SQF/ BOX	SQF/ PALLET	KG/ PALLET	KG/ BOX	KG/ PIECE
Nanoessence 7.0 beige peldaño		LAPPATO	G-163	G-303	G-559						
Nanoessence 7.0 beige peldaño ángulo		LAPPATO	G-179	G-315	G-570						
Nanoessence 7.0 beige gradone		LAPPATO	G-499	G-603	G-779						
Nanoessence 7.0 beige gradone ángulo		LAPPATO	G-559	G-623	G-829						


PACKING LIST	SIZE CM	SIZE INCH	BOX/ PALLET	PIECE/ BOX	M2/ BOX	M2/ PALLET	SQF/ BOX	SQF/ PALLET	KG/ PALLET	KG/ BOX	KG/ PIECE
90X90 (7 MM)	89,46x89,46	35,22x35,22	20	2	1,60	32,01	17,23	344,58	610	28,851	14,288
45X90 (7 MM)	44,63x89,46	17,57x35,22	27	5	2,00	53,90	21,49	580,18	980	35,442	7,035
30X60 (7 MM)	29,75x59,55	11,71x23,44	40	8	1,42	56,69	15,26	610,23	1000	24,427	3,024

DIN 51130 -Test done in Nanoessence 7.0 beige lappato 45x90. Average test result value on August 2015.  
 Consult specific product test result value before supplying.  
 DIN 51130 -Prueba realizada sobre el producto Nanoessence 7.0 beige lappato 45x90. Valor de media a fecha de Agosto de 2015.  
 Consultar valor de un producto específico antes del suministro.  
 ANSI A137.1 S-9.6.1 -Test done in Nanoessence 7.0 beige lappato 45x90. Average test result value on December 2015.  
 Consult specific product test result value before supplying.  
 ANSI A137.1 S-9.6.1 -Prueba realizada sobre el producto Nanoessence 7.0 beige lappato 45x90. Valor de media a fecha de Diciembre de 2015.  
 Consultar valor de un producto específico antes del suministro.

All sizes are rectified and without bevel edge finish.  
 Todos los formatos son rectificadas y no biselados.  
 Tiles with random shade and aspect variation.  
 Producto con alta variación cromática y destonificación en composiciones.

NANOESSENCE 7.0 BROWN


7mm




**90x90** (89,46 x 89,46 cm - 35,22" x 35,22") **7 mm.**  
**Nanoessence 7.0 brown lappato 90x90** **G-1410**




**45x90** (44,63 x 89,46 cm - 17,57" x 35,22") **7 mm.**  
**Nanoessence 7.0 brown lappato 45x90** **G-1250**




**30x60** (29,75 x 59,55 cm - 11,71" x 23,45") **7 mm.**  
**Nanoessence 7.0 brown lappato 30x60** **G-1232**




**10x60** (9,77 x 48,37 cm - 3,84" x 19,04") **7 mm.**  
**Nanoessence 7.0 brown lappato chevron 7x60** **G-1654**




**10x60** (9,74 x 59,55 cm - 3,83" x 23,45") **7 mm.**  
**Nanoessence 7.0 brown lappato lista 10x60** **G-1426**



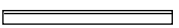
**7,5x60** (7,3 x 59,55 cm - 2,87" x 23,45") **7 mm.**  
**Nanoessence 7.0 brown lappato lista 7,5x60** **G-89**



**7,5x90** (7,3 x 89,46 cm - 2,87" x 35,22") **7 mm.**  
**Nanoessence 7.0 brown lappato lista 7,5x90** **G-109**



**rodapié 90** (7,30 x 89,46 cm - 2,87" x 35,22") **7 mm.**  
**Nanoessence 7.0 brown lappato rodapié 7,5x90** **G-125**

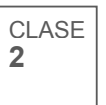


**rodapié 60** (7,27 x 59,55 cm - 2,87" x 23,45") **7 mm.**  
**Nanoessence 7.0 brown lappato rodapié 7,5x60** **G-91**



**Mosaico 2,5x2,5** (29,75 x 29,75 cm - 11,71" x 11,71") **7 mm.**  
**Nanoessence 7.0 brown lappato mosaico 2,5x2,5** **G-1708**

LAPPATO



ACCESORIES Complementos	FINISHES Acabados	GROUPS / Grupos	30x60			45x90			90x90		
			BOX/ PALLET	PIECE/ BOX	M2/ BOX	M2/ PALLET	SQF/ BOX	SQF/ PALLET	KG/ PALLET	KG/ BOX	KG/ PIECE
Nanoessence 7.0 brown peldaño		LAPPATO	G-163	G-303	G-559						
Nanoessence 7.0 brown peldaño ángulo		LAPPATO	G-179	G-315	G-570						
Nanoessence 7.0 brown gradone		LAPPATO	G-499	G-603	G-779						
Nanoessence 7.0 brown gradone ángulo		LAPPATO	G-559	G-623	G-829						

PACKING LIST	SIZE CM	SIZE INCH	BOX/ PALLET	PIECE/ BOX	M2/ BOX	M2/ PALLET	SQF/ BOX	SQF/ PALLET	KG/ PALLET	KG/ BOX	KG/ PIECE
90X90 (7 MM)	89,46x89,46	35,22x35,22	20	2	1,60	32,01	17,23	344,58	610	28,851	14,288
45X90 (7 MM)	44,63x89,46	17,57x35,22	27	5	2,00	53,90	21,49	580,18	980	35,442	7,035
30X60 (7 MM)	29,75x59,55	11,71x23,44	40	8	1,42	56,69	15,26	610,23	1000	24,427	3,024


DIN 51130 -Test done in Nanoessence 7.0 beige lappato 45x90. Average test result value on August 2015.  
 Consult specific product test result value before supplying.  
 DIN 51130 -Prueba realizada sobre el producto Nanoessence 7.0 beige lappato 45x90. Valor de media a fecha de Agosto de 2015.  
 Consultar valor de un producto específico antes del suministro.  
 ANSI A137.1 S-9.6.1 -Test done in Nanoessence 7.0 beige lappato 45x90. Average test result value on December 2015.  
 Consult specific product test result value before supplying.  
 ANSI A137.1 S-9.6.1 -Prueba realizada sobre el producto Nanoessence 7.0 beige lappato 45x90. Valor de media a fecha de Diciembre de 2015.  
 Consultar valor de un producto específico antes del suministro.

All sizes are rectified and without bevel edge finish.  
 Todos los formatos son rectificadas y no biselados.  
 Tiles with random shade and aspect variation.  
 Producto con alta variación cromática y destonificación en composiciones.

# Pelle collection



SIZES 7 mm.



<b>3</b> COLOURS COLORES	<b>3</b> SIZES FORMATOS	<b>1</b> FINISH ACABADO	NATURAL	 7 mm
--------------------------------	-------------------------------	-------------------------------	---------	----------

COLORS









product: Pelle grey natural 90x90



product: Pelle grey 90x90 - Pelle brown mosaico 5x5 - Pelle brown mosaico listas & Pelle grey mosaico listas -Pelle grey 45x90

PELLE GREY


7mm



**90x90** (89,46 x 89,46 cm - 35,22" x 35,22") **7 mm.**  
**Pelle grey natural 90x90** **G-1372**



**45x90** (44,63 x 89,46 cm - 17,57" x 35,22") **7 mm.**  
**Pelle grey natural 45x90** **G-1250**



**15x90** (14,77x 89,46cm - 5,81" x 35,22") **7 mm.**  
**Pelle grey natural 15x90** **G-1410**



**rodapié 7,5x90** (7,30x89,46cm-2,87"x35,22") **7 mm.**  
**Pelle grey natural rodapié 7,5x90** **G-125**



**Mosaico 5x5** (29,75x29,75cm-11,71"x11,71") **7 mm.**  
**Pelle grey natural mosaico 5x5** **G-1638**



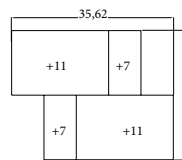
**Mosaico listas** (9,8x44,63 cm - 3,85"x17,55") **7 mm.**  
**Pelle grey natural mosaico listas** **G-1942**



**Mosaico brick** (28,5 x 28,5cm -11,22"x 11,22") **7 mm.**  
**Pelle grey natural mosaico brick** **G-1942**



**Mosaico brick** (28,5 x 28,5cm -11,22"x 11,22") **7 mm.**  
**Pelle gold mix mosaico brick** **G-1980**



NATURAL



ACCESORIES Complementos	FINISHES Acabados	GROUPS / Grupos 45x90
Pelle grey peldaño	0,291 <sup>+2%</sup> 7,4 mm ±2%	NATURAL G-303
Pelle grey peldaño ángulo	0,291 <sup>+2%</sup> 7,4 mm ±2%	NATURAL G-315
Pelle grey gradone	1,165 <sup>+3%</sup> 29,6 mm ±3% 1,299 <sup>+3%</sup> 33 mm ±3%	NATURAL G-603
Pelle grey gradone ángulo	1,165 <sup>+3%</sup> 29,6 mm ±3% 1,299 <sup>+3%</sup> 33 mm ±3%	NATURAL G-623

PACKING LIST	SIZE CM	SIZE INCH	BOX/ PALLET	PIECE/ BOX	M2/ PALLET	M2/ BOX	SQF/ PALLET	SQF/ BOX	KG/ PALLET	KG/ BOX	KG/ PIECE
90X90 (7 MM)	89,46x89,46	35,22x35,22	20	2	32,01	1,60	344,58	17,23	610	28,851	14,288
45X90 (7 MM)	44,63x89,46	17,57x35,22	27	5	53,90	2,00	580,18	21,49	980	35,442	7,035
15X90 (7 MM)	14,77x89,46	5,81x35,22	36	12	1,59	57,08	17,07	614,42	1048	28,47	2,345

PELLE BROWN


7mm



**90x90** (89,46 x 89,46 cm - 35,22" x 35,22") **7 mm.**  
**Pelle brown natural 90x90** **G-1372**




**45x90** (44,63 x 89,46 cm - 17,57" x 35,22") **7 mm.**  
**Pelle brown natural 45x90** **G-1250**



**15x90** (14,77x 89,46cm - 5,81" x 35,22") **7 mm.**  
**Pelle brown natural 15x90** **G-1410**



**rodapié 7,5x90** (7,30x89,46cm-2,87"x35,22") **7 mm.**  
**Pelle brown natural rodapié 7,5x90** **G-125**



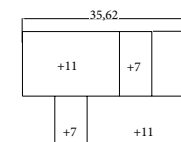
**Mosaico 5x5** (29,75x29,75cm-11,71"x11,71") **7 mm.**  
**Pelle brown natural mosaico 5x5** **G-1638**




**Mosaico listas** (9,8x44,63 cm - 3,85"x17,55") **7 mm.**  
**Pelle brown natural mosaico listas** **G-1942**



**Mosaico brick** (28,5 x 28,5cm -11,22"x 11,22") **7 mm.**  
**Pelle brown natural mosaico brick** **G-1942**



NATURAL



ACCESORIES Complementos	FINISHES Acabados	GROUPS / Grupos 45x90
Pelle brown peldaño	0,291 <sup>+2%</sup> 7,4 mm ±2%	NATURAL G-303
Pelle brown peldaño ángulo	0,291 <sup>+2%</sup> 7,4 mm ±2%	NATURAL G-315
Pelle brown gradone	1,165 <sup>+3%</sup> 29,6 mm ±3% 1,299 <sup>+3%</sup> 33 mm ±3%	NATURAL G-603
Pelle brown gradone ángulo	1,165 <sup>+3%</sup> 29,6 mm ±3% 1,299 <sup>+3%</sup> 33 mm ±3%	NATURAL G-623

PACKING LIST	SIZE CM	SIZE INCH	BOX/ PALLET	PIECE/ BOX	M2/ PALLET	M2/ BOX	SQF/ PALLET	SQF/ BOX	KG/ PALLET	KG/ BOX	KG/ PIECE
90X90 (7 MM)	89,46x89,46	35,22x35,22	20	2	32,01	1,60	344,58	17,23	610	28,851	14,288
45X90 (7 MM)	44,63x89,46	17,57x35,22	27	5	53,90	2,00	580,18	21,49	980	35,442	7,035
15X90 (7 MM)	14,77x89,46	5,81x35,22	36	12	1,59	57,08	17,07	614,42	1048	28,47	2,345


All sizes are rectified and without bevel edge finish.  
 Todos los formatos son rectificadas y no biselados.  
 Tiles with random shade and aspect variation.  
 Producto con alta variación cromática y destonificación en composiciones.

Test done in Pelle anthracite natural. Average test result value on March 2018.  
 Consult specific product test result value before supplying.  
 Prueba realizada sobre el Pelle anthracite natural. Valor de media a fecha marzo de 2018.  
 Consultar valor de un producto específico antes del suministro.

All sizes are rectified and without bevel edge finish.  
 Todos los formatos son rectificadas y no biselados.  
 Tiles with random shade and aspect variation.  
 Producto con alta variación cromática y destonificación en composiciones.

Test done in Pelle anthracite natural. Average test result value on March 2018.  
 Consult specific product test result value before supplying.  
 Prueba realizada sobre el Pelle anthracite natural. Valor de media a fecha marzo de 2018.  
 Consultar valor de un producto específico antes del suministro.


7mm



**90x90** (89,46 x 89,46 cm - 35,22" x 35,22") **7 mm.**  
**Pelle anthracite natural 90x90** G-1372




**45x90** (44,63 x 89,46 cm - 17,57" x 35,22") **7 mm.**  
**Pelle anthracite natural 45x90** G-1250




**15x90** (14,77x 89,46cm - 5,81" x 35,22") **7 mm.**  
**Pelle anthracite natural 15x90** G-1410



**rodapié 7,5x90** (7,30x89,46cm-2,87"x35,22") **7 mm.**  
**Pelle anthracite natural rodapié 7,5x90** G-125



**Mosaico 5x5** (29,75x29,75cm - 11,71"x11,71") **7 mm.**  
**Pelle anthracite natural mosaico 5x5** G-1638



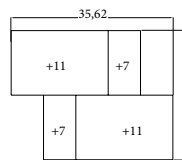
**Mosaico listas** (9,8x44,63 cm - 3,85"x17,55") **7 mm.**  
**Pelle anthracite natural mosaico listas** G-1942




**Mosaico brick** (28,5 x 28,5cm - 11,22"x 11,22") **7 mm.**  
**Pelle anthracite natural mosaico brick** G-1942



**Mosaico brick** (28,5 x 28,5cm - 11,22"x 11,22") **7 mm.**  
**Pelle silver mix mosaico brick** G-1980



NATURAL



ACCESORIES Complementos	FINISHES Acabados	GROUPS / Grupos
Pelle anthracite peldaño	0,291" ±2% 7,4 mm ±2%	NATURAL G-303
Pelle anthracite peldaño ángulo	0,291" ±2% 7,4 mm ±2%	NATURAL G-315
Pelle anthracite gradone	1,165" ±3% 29,6 mm ±3% 1,299" ±3% 33 mm ±3%	NATURAL G-603
Pelle anthracite gradone ángulo	1,165" ±3% 29,6 mm ±3% 1,299" ±3% 33 mm ±3%	NATURAL G-623


PACKING LIST	SIZE CM	SIZE INCH	BOX/ PALLET	PIECE/ BOX	M2/ PALLET	M2/ BOX	SQF/ PALLET	SQF/ BOX	KG/ PALLET	KG/ BOX	KG/ PIECE
90X90 (7 MM)	89,46x89,46	35,22x35,22	20	2	32,01	1,60	344,58	17,23	610	28,851	14,288
45X90 (7 MM)	44,63x89,46	17,57x35,22	27	5	53,90	2,00	580,18	21,49	980	35,442	7,035
15X90 (7 MM)	14,77x89,46	5,81x35,22	36	12	1,59	57,08	17,07	614,42	1048	28,47	2,345



All sizes are rectified and without bevel edge finish.  
 Todos los formatos son rectificadas y no biselados.  
 Tiles with random shade and aspect variation.  
 Producto con alta variación cromática y destonificación en composiciones.

Test done in Pelle anthracite natural. Average test result value on March 2018.  
 Consult specific product test result value before supplying.  
 Prueba realizada sobre el Pelle anthracite natural. Valor de media a fecha marzo de 2018.  
 Consultar valor de un producto específico antes del suministro.

# Nanofacture 7.0 collection



fabric  
textil

SIZES 7 mm.

COLORS



<b>4</b> COLOURS COLORES	<b>2</b> SIZES FORMATOS	<b>1</b> FINISH ACABADO	NATURAL	 7 mm
--------------------------------	-------------------------------	-------------------------------	---------	---

BEIGE



BLUE



BLACK



GREY








product: Nanofacture 7.0 grey natural 90x90





NANOFACTURE 7.0 BLUE

7mm




**90x90** (89,46 x 89,46 cm - 35,22" x 35,22") **7 mm.**  
**Nanofacture 7.0 blue natural 90x90** G-1372



**45x90** (44,63 x 89,46 cm - 17,57" x 35,22") **7 mm.**  
**Nanofacture 7.0 blue natural 45x90** G-1250



**15x90** (14,77x 89,46cm - 5,81" x 35,22") **7 mm.**  
**Nanofacture 7.0 blue natural 15x90** G-1410



**rodapié 7,5x90** (7,30x89,46cm-2,87"x35,22") **7 mm.**  
**Nanofacture 7.0 blue natural rodapié 7,5x90** G-125



**Mosaico 2,5x2,5**(29,75x29,75cm-11,71"x11,71") **7 mm.**  
**Nanofacture 7.0 blue natural mosaico 2,5x2,5** G-1708



**Mosaico 2,5x2,5**(29,75x29,75cm-11,71"x11,71") **7 mm.**  
**Nanofacture 7.0 mosaico decor blue 2,5x2,5** G-1780



**Decor** (44,63 x 89,46 cm - 17,57" x 35,22") **7 mm.**  
**Nanofacture 7.0 poli blue natural decor** G-1884

NATURAL

NATURAL

**DIN R10**  
DIN 51130

**DCOF > 0,42**  
ANSI A137.1 S-9.6.1

**PTV > 24**  
MODERATE SLIP POTENTIAL  
 BS 7976

**CLASE 1**  
UNE-ENV 12633

ACCESORIES Complementos	FINISHES Acabados	GROUPS / Grupos
Nanofacture 7.0 blue peldaño	NATURAL	G-303
Nanofacture 7.0 blue peldaño ángulo	NATURAL	G-315
Nanofacture 7.0 blue gradone	NATURAL	G-603
Nanofacture 7.0 blue gradone ángulo	NATURAL	G-623


PACKING LIST	SIZE CM	SIZE INCH	BOX/ PALLET	PIECE/ BOX	M2/ PALLET	M2/ BOX	SQF/ PALLET	SQF/ BOX	KG/ PALLET	KG/ BOX	KG/ PIECE
90X90 (7 MM)	89,46x89,46	35,22x35,22	20	2	32,01	1,60	344,58	17,23	610	28,851	14,288
45X90 (7 MM)	44,63x89,46	17,57x35,22	27	5	53,90	2,00	580,18	21,49	980	35,442	7,035
15X90 (7 MM)	14,77x89,46	5,81x35,22	36	12	1,59	57,08	17,07	614,42	1048	28,47	2,345

All sizes are rectified and without bevel edge finish.  
 Todos los formatos son rectificadas y no biselados.  
 Tiles with random shade and aspect variation.  
 Producto con alta variación cromática y destonificación en composiciones.

Test done in Nanofacture blue natural. Average test result value on May 2017.  
 Consult specific product test result value before supplying.  
 Prueba realizada sobre el Nanofacture blue natural. Valor de media a fecha mayo de 2017.  
 Consultar valor de un producto específico antes del suministro.

NANOFACTURE 7.0 GREY

7mm




**90x90** (89,46 x 89,46 cm - 35,22" x 35,22") **7 mm.**  
**Nanofacture 7.0 grey natural 90x90** G-1372




**45x90** (44,63 x 89,46 cm - 17,57" x 35,22") **7 mm.**  
**Nanofacture 7.0 grey natural 45x90** G-1250



**15x90** (14,77x 89,46cm - 5,81" x 35,22") **7 mm.**  
**Nanofacture 7.0 grey natural 15x90** G-1410



**rodapié 7,5x90** (7,30x89,46cm-2,87"x35,22") **7 mm.**  
**Nanofacture 7.0 grey natural rodapié 7,5x90** G-125



**Mosaico 2,5x2,5**(29,75x29,75cm-11,71"x11,71") **7 mm.**  
**Nanofacture 7.0 grey natural mosaico 2,5x2,5** G-1708

NATURAL

NATURAL

**DIN R10**  
DIN 51130

**DCOF > 0,42**  
ANSI A137.1 S-9.6.1

**PTV > 24**  
MODERATE SLIP POTENTIAL  
 BS 7976

**CLASE 1**  
UNE-ENV 12633

ACCESORIES Complementos	FINISHES Acabados	GROUPS / Grupos
Nanofacture 7.0 grey peldaño	NATURAL	G-303
Nanofacture 7.0 grey peldaño ángulo	NATURAL	G-315
Nanofacture 7.0 grey gradone	NATURAL	G-603
Nanofacture 7.0 grey gradone ángulo	NATURAL	G-623


PACKING LIST	SIZE CM	SIZE INCH	BOX/ PALLET	PIECE/ BOX	M2/ PALLET	M2/ BOX	SQF/ PALLET	SQF/ BOX	KG/ PALLET	KG/ BOX	KG/ PIECE
90X90 (7 MM)	89,46x89,46	35,22x35,22	20	2	32,01	1,60	344,58	17,23	610	28,851	14,288
45X90 (7 MM)	44,63x89,46	17,57x35,22	27	5	53,90	2,00	580,18	21,49	980	35,442	7,035
15X90 (7 MM)	14,77x89,46	5,81x35,22	36	12	1,59	57,08	17,07	614,42	1048	28,47	2,345

All sizes are rectified and without bevel edge finish.  
 Todos los formatos son rectificadas y no biselados.  
 Tiles with random shade and aspect variation.  
 Producto con alta variación cromática y destonificación en composiciones.

Test done in Nanofacture blue natural. Average test result value on May 2017.  
 Consult specific product test result value before supplying.  
 Prueba realizada sobre el Nanofacture blue natural. Valor de media a fecha mayo de 2017.  
 Consultar valor de un producto específico antes del suministro.

NANOFACTURE 7.0 BLACK

7mm




**90x90** (89,46 x 89,46 cm - 35,22" x 35,22") **7 mm.**  
Nanofacture 7.0 black natural 90x90 **G-1372**



**45x90** (44,63 x 89,46 cm - 17,57" x 35,22") **7 mm.**  
Nanofacture 7.0 black natural 45x90 **G-1250**



**15x90** (14,77x 89,46cm - 5,81" x 35,22") **7 mm.**  
Nanofacture 7.0 black natural 15x90 **G-1410**



**rodapié 7,5x90** (7,30x89,46cm-2,87"x35,22") **7 mm.**  
Nanofacture 7.0 black natural rodapié 7,5x90 **G-125**



**Mosaico 2,5x2,5**(29,75x29,75cm-11,71"x11,71") **7 mm.**  
Nanofacture 7.0 black natural mosaico 2,5x2,5 **G-1708**



**Mosaico 2,5x2,5**(29,75x29,75cm-11,71"x11,71") **7 mm.**  
Nanofacture 7.0 mosaico decor black 2,5x2,5 **G-1780**

NATURAL

NATURAL

**DIN R10**  
DIN 51130

**DCOF > 0,42**  
ANSI A137.1 S-9.6.1

**PTV > 24**  
MODERATE SLP POTENTIAL  
BS 7976


**CLASE 1**  
UNE-ENV 12633

ACCESORIES Complementos	FINISHES Acabados	GROUPS / Grupos
Nanofacture 7.0 black peldaño	NATURAL	G-303
Nanofacture 7.0 black peldaño ángulo	NATURAL	G-315
Nanofacture 7.0 black gradone	NATURAL	G-603
Nanofacture 7.0 black gradone ángulo	NATURAL	G-623

PACKING LIST	SIZE CM	SIZE INCH	BOX/ PALLET	PIECE/ BOX	M2/ PALLET	M2/ BOX	SQF/ PALLET	SQF/ BOX	KG/ PALLET	KG/ BOX	KG/ PIECE
90X90 (7 MM)	89,46x89,46	35,22x35,22	20	2	32,01	1,60	344,58	17,23	610	28,851	14,288
45X90 (7 MM)	44,63x89,46	17,57x35,22	27	5	53,90	2,00	580,18	21,49	980	35,442	7,035
15X90 (7 MM)	14,77x89,46	5,81x35,22	36	12	1,59	57,08	17,07	614,42	1048	28,47	2,345

NANOFACTURE 7.0 BEIGE

7mm




**90x90** (89,46 x 89,46 cm - 35,22" x 35,22") **7 mm.**  
Nanofacture 7.0 beige natural 90x90 **G-1372**



**45x90** (44,63 x 89,46 cm - 17,57" x 35,22") **7 mm.**  
Nanofacture 7.0 beige natural 45x90 **G-1250**



**15x90** (14,77x 89,46cm - 5,81" x 35,22") **7 mm.**  
Nanofacture 7.0 beige natural 15x90 **G-1410**



**rodapié 7,5x90** (7,30x89,46cm-2,87"x35,22") **7 mm.**  
Nanofacture 7.0 beige natural rodapié 7,5x90 **G-125**



**Mosaico 2,5x2,5**(29,75x29,75cm-11,71"x11,71") **7 mm.**  
Nanofacture 7.0 beige natural mosaico 2,5x2,5 **G-1708**



**Mosaico 2,5x2,5**(29,75x29,75cm-11,71"x11,71") **7 mm.**  
Nanofacture 7.0 mosaico decor beige 2,5x2,5 **G-1780**



**Decor** (44,63 x 89,46 cm - 17,57" x 35,22") **7 mm.**  
Nanofacture 7.0 poli beige natural decor **G-1884**

NATURAL

NATURAL

**DIN R10**  
DIN 51130

**DCOF > 0,42**  
ANSI A137.1 S-9.6.1

**PTV > 24**  
MODERATE SLP POTENTIAL  
BS 7976

**CLASE 1**  
UNE-ENV 12633

ACCESORIES Complementos	FINISHES Acabados	GROUPS / Grupos
Nanofacture 7.0 beige peldaño	NATURAL	G-303
Nanofacture 7.0 beige peldaño ángulo	NATURAL	G-315
Nanofacture 7.0 beige gradone	NATURAL	G-603
Nanofacture 7.0 beige gradone ángulo	NATURAL	G-623

PACKING LIST	SIZE CM	SIZE INCH	BOX/ PALLET	PIECE/ BOX	M2/ PALLET	M2/ BOX	SQF/ PALLET	SQF/ BOX	KG/ PALLET	KG/ BOX	KG/ PIECE
90X90 (7 MM)	89,46x89,46	35,22x35,22	20	2	32,01	1,60	344,58	17,23	610	28,851	14,288
45X90 (7 MM)	44,63x89,46	17,57x35,22	27	5	53,90	2,00	580,18	21,49	980	35,442	7,035
15X90 (7 MM)	14,77x89,46	5,81x35,22	36	12	1,59	57,08	17,07	614,42	1048	28,47	2,345

All sizes are rectified and without bevel edge finish.  
Todos los formatos son rectificadas y no biselados.  
Tiles with random shade and aspect variation.  
Producto con alta variación cromática y destonificación en composiciones.

Test done in Nanofacture blue natural. Average test result value on May 2017.  
Consult specific product test result value before supplying.  
Prueba realizada sobre el Nanofacture blue natural. Valor de media a fecha mayo de 2017.  
Consultar valor de un producto específico antes del suministro.

All sizes are rectified and without bevel edge finish.  
Todos los formatos son rectificadas y no biselados.  
Tiles with random shade and aspect variation.  
Producto con alta variación cromática y destonificación en composiciones.

Test done in Nanofacture blue natural. Average test result value on May 2017.  
Consult specific product test result value before supplying.  
Prueba realizada sobre el Nanofacture blue natural. Valor de media a fecha mayo de 2017.  
Consultar valor de un producto específico antes del suministro.

# Nanoshiiba collection



SIZES 7 mm.

COLORS



20x120

4	1	2	NATURAL NON-SLIP	7 mm
COLOURS COLORES	SIZES FORMATOS	FINISH ACABADO		

BROWN	OCHRE	BEIGE	ANTHRACITE



product: Nanoshiba 7.0 brown natural 20x120



product: Nanoshiba 7.0 ochre natural 20x120





product: Nanoshiba 7.0 beige natural 20x120




NANOSHIBA 7.0 BROWN


7mm




**20x120** (19,71 x 119,13 cm - 7.76" x 46.97") **7 mm.**  
 Nanoshiba 7.0 brown natural 20x120 G-1282  
 Nanoshiba 7.0 brown non-slip 20x120 G-1318



**20x120** (19,71 x 99,17 cm - 7.76" x 39.04") **7 mm.**  
 Nanoshiba 7.0 brown natural chevron 20x120 G-1556



**Mosaico 2,5x2,5** (29,75 x 29,75 cm - 11.71" x 11.71") **7 mm.**  
 Nanoshiba 7.0 brown natural mosaico 2,5x2,5 G-1980



**Mosaico circle** (30,07 x 34,84 cm - 11.84" x 13.72") **7 mm.**  
 Nanoshiba 7.0 brown natural mosaico circle G-1980

NATURAL

NATURAL	DIN R10 DIN 51130	CLASS C DIN 51097	DCOF > 0,42 ANSI A137.1 S-9.6.1	PTV > 24 MODERATE SLIP POTENTIAL BS EN 13036-4	CLASE 1 UNE-ENV 12633
---------	----------------------	----------------------	------------------------------------	--	--------------------------

NON-SLIP	DIN R11 DIN 51130		DCOF > 0,42 ANSI A137.1 S-9.6.1	PTV > 36 LOW SLIP POTENTIAL BS EN 13036-4	CLASE 3 UNE-ENV 12633
----------	----------------------	--	------------------------------------	---	--------------------------

ACCESORIES Complementos	FINISHES Acabados	GROUPS / Grupos 20x120
Nanoshiba 7.0 brown peldaño	NATURAL	G-383
Nanoshiba 7.0 brown peldaño ángulo	NATURAL	G-431
Nanoshiba 7.0 brown gradone	NATURAL	G-623
Nanoshiba 7.0 brown gradone ángulo	NATURAL	G-657


PACKING LIST	SIZE CM	SIZE INCH	BOX/ PALLET	PIECE/ BOX	M2/ BOX	M2/ PALLET	SQF/ BOX	SQF/ PALLET	KG/ PALLET	KG/ BOX	KG/ PIECE
20X120 (7 MM)	19,71x119,3	7.76x46.97	33	6	46,56	1,41	501,15	15,19	850	25,06	4,13

NANOSHIBA 7.0 OCHRE


7mm




**20x120** (19,71 x 119,13 cm - 7.76" x 46.97") **7 mm.**  
 Nanoshiba 7.0 ochre natural 20x120 G-1282



**20x120** (19,71 x 99,17 cm - 7.76" x 39.04") **7 mm.**  
 Nanoshiba 7.0 ochre natural chevron 20x120 G-1556



**Mosaico 2,5x2,5** (29,75 x 29,75 cm - 11.71" x 11.71") **7 mm.**  
 Nanoshiba 7.0 ochre natural mosaico 2,5x2,5 G-1980



**Mosaico circle** (30,07 x 34,84 cm - 11.84" x 13.72") **7 mm.**  
 Nanoshiba 7.0 brown natural mosaico circle G-1980

NATURAL

NATURAL	DIN R10 DIN 51130	CLASS C DIN 51097	DCOF > 0,42 ANSI A137.1 S-9.6.1	PTV > 24 MODERATE SLIP POTENTIAL BS EN 13036-4	CLASE 1 UNE-ENV 12633
---------	----------------------	----------------------	------------------------------------	--	--------------------------

ACCESORIES Complementos	FINISHES Acabados	GROUPS / Grupos 20x120
Nanoshiba 7.0 ochre peldaño	NATURAL	G-383
Nanoshiba 7.0 ochre peldaño ángulo	NATURAL	G-431
Nanoshiba 7.0 ochre gradone	NATURAL	G-623
Nanoshiba 7.0 ochre gradone ángulo	NATURAL	G-657

PACKING LIST	SIZE CM	SIZE INCH	BOX/ PALLET	PIECE/ BOX	M2/ BOX	M2/ PALLET	SQF/ BOX	SQF/ PALLET	KG/ PALLET	KG/ BOX	KG/ PIECE
20X120 (7 MM)	19,71x119,3	7.76x46.97	33	6	46,56	1,41	501,15	15,19	850	25,06	4,13

All sizes are rectified and without bevel edge finish.  
 Todos los formatos son rectificadas y no biselados.  
 Tiles with random shade and aspect variation.  
 Producto con alta variación cromática y destonificación en composiciones.

All Tests done in Nanoshiba Ochre natural & Nanoshiba Brown non-slip 20x120. Average test result value on September 2016.  
 Consult specific product test result value before supplying.  
 Todas las pruebas realizadas sobre el producto Nanoshiba Ochre Natural y Nanoshiba Brown non-slip 20x120. Valor de media a fecha de Septiembre 2016.  
 Consultar valor de un producto específico antes del suministro.



All sizes are rectified and without bevel edge finish.  
 Todos los formatos son rectificadas y no biselados.  
 Tiles with random shade and aspect variation.  
 Producto con alta variación cromática y destonificación en composiciones.


All Tests done in Nanoshiba Ochre natural & Nanoshiba Brown non-slip 20x120. Average test result value on September 2016.  
 Consult specific product test result value before supplying.  
 Todas las pruebas realizadas sobre el producto Nanoshiba Ochre Natural y Nanoshiba Brown non-slip 20x120. Valor de media a fecha de Septiembre 2016.  
 Consultar valor de un producto específico antes del suministro.


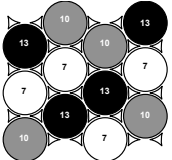
NANOSHIBA 7.0 BEIGE



7mm









	<b>20x120</b> (19,71 x 119,13 cm - 7.76" x 46.97") <b>7 mm.</b>
	<b>20x120</b> (19,71 x 99,17 cm - 7.76" x 39.04") <b>7 mm.</b>
	<b>Nanoshiba 7.0 beige natural 20x120</b> <b>G-1282</b>
	<b>Nanoshiba 7.0 beige natural chevron 20x120</b> <b>G-1556</b>

	<b>Mosaico 2,5x2,5</b> (29,75 x 29,75 cm - 11.71" x 11.71") <b>7 mm.</b>
	<b>Nanoshiba 7.0 beige natural mosaico 2,5x2,5</b> <b>G-1980</b>

	<b>Mosaico circle</b> (30,07 x 34,84 cm - 11.84" x 13.72") <b>7 mm.</b>
	<b>Nanoshiba 7.0 beige natural mosaico circle</b> <b>G-1980</b>

NATURAL

NATURAL	<b>DIN R10</b> <small>DIN 51130</small>	<b>CLASS C</b> <small>DIN 51097</small>	<b>DCOF &gt; 0,42</b> <small>ANSI A137.1 S-9.6.1</small>	<b>PTV &gt; 24</b> <small>MODERATE SLIP POTENTIAL BS EN 13036-4</small>	<b>CLASE 1</b> <small>UNE-ENV 12633</small>
---------	--	--	---	--	--



ACCESORIES Complementos	FINISHES Acabados	GROUPS / Grupos 20x120
 Nanoshiba 7.0 beige peldaño		NATURAL G-383
 Nanoshiba 7.0 beige peldaño ángulo		NATURAL G-431
 Nanoshiba 7.0 beige gradone		NATURAL G-623
 Nanoshiba 7.0 beige gradone ángulo		NATURAL G-657


PACKING LIST	SIZE CM	SIZE INCH	BOX/ PALLET	PIECE/ BOX	M2/ BOX	M2/ PALLET	SQF/ BOX	SQF/ PALLET	KG/ PALLET	KG/ BOX	KG/ PIECE
20X120 (7 MM)	19,71x119,3	7.76x46.97	33	6	46,56	1,41	501,15	15,19	850	25,06	4,13


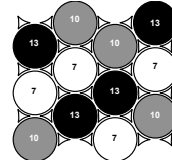
NANOSHIBA 7.0 ANTHRACITE



7mm






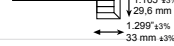


	<b>20x120</b> (19,71 x 119,13 cm - 7.76" x 46.97") <b>7 mm.</b>
	<b>20x120</b> (19,71 x 99,17 cm - 7.76" x 39.04") <b>7 mm.</b>
	<b>Nanoshiba 7.0 anthracite natural 20x120</b> <b>G-1282</b>
	<b>Nanoshiba 7.0 anthracite natural chevron 20x120</b> <b>G-1556</b>

	<b>Mosaico 2,5x2,5</b> (29,75 x 29,75 cm - 11.71" x 11.71") <b>7 mm.</b>
	<b>Nanoshiba 7.0 anthracite natural mosaico 2,5x2,5</b> <b>G-1980</b>

	<b>Mosaico circle</b> (30,07 x 34,84 cm - 11.84" x 13.72") <b>7 mm.</b>
	<b>Nanoshiba 7.0 beige natural mosaico circle</b> <b>G-1980</b>

LAPPATO

NATURAL	<b>DIN R10</b> <small>DIN 51130</small>	<b>CLASS C</b> <small>DIN 51097</small>	<b>DCOF &gt; 0,42</b> <small>ANSI A137.1 S-9.6.1</small>	<b>PTV &gt; 24</b> <small>MODERATE SLIP POTENTIAL BS EN 13036-4</small>	<b>CLASE 1</b> <small>UNE-ENV 12633</small>
---------	--	--	---	--	--

ACCESORIES Complementos	FINISHES Acabados	GROUPS / Grupos 20x120
 Nanoshiba 7.0 anthracite peldaño		NATURAL G-383
 Nanoshiba 7.0 anthracite peldaño ángulo		NATURAL G-431
 Nanoshiba 7.0 anthracite gradone		NATURAL G-623
 Nanoshiba 7.0 anthracite gradone ángulo		NATURAL G-657

PACKING LIST	SIZE CM	SIZE INCH	BOX/ PALLET	PIECE/ BOX	M2/ BOX	M2/ PALLET	SQF/ BOX	SQF/ PALLET	KG/ PALLET	KG/ BOX	KG/ PIECE
20X120 (7 MM)	19,71x119,3	7.76x46.97	33	6	46,56	1,41	501,15	15,19	850	25,06	4,13

All sizes are rectified and without bevel edge finish.  
Todos los formatos son rectificadas y no biselados.  
Tiles with random shade and aspect variation.  
Producto con alta variación cromática y destonificación en composiciones.

All Tests done in Nanoshiba Anthracite natural & Nanoshiba Beige non-slip 20x120. Average test result value on September 2016.  
Consult specific product test result value before supplying.  
Todas las pruebas realizadas sobre el producto Nanoshiba Anthracite Natural y Nanoshiba Beige non-slip 20x120. Valor de media a fecha de Septiembre 2016.  
Consultar valor de un producto específico antes del suministro.

All sizes are rectified and without bevel edge finish.  
Todos los formatos son rectificadas y no biselados.  
Tiles with random shade and aspect variation.  
Producto con alta variación cromática y destonificación en composiciones.

All Tests done in Nanoshiba Anthracite natural & Nanoshiba Beige non-slip 20x120. Average test result value on September 2016.  
Consult specific product test result value before supplying.  
Todas las pruebas realizadas sobre el producto Nanoshiba Anthracite Natural y Nanoshiba Beige non-slip 20x120. Valor de media a fecha de Septiembre 2016.  
Consultar valor de un producto específico antes del suministro.

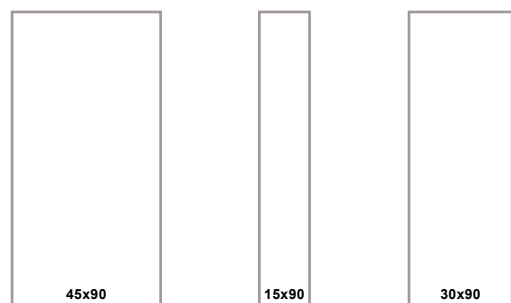


> “La arquitectura es la voluntad de la época traducida a espacio”  
Ludwin Mies Van der Rohe

# Iconic & Nanoiconic collection

“Architecture is the will of an epoch translated into space”  
Ludwig Mies Van der Rohe

SIZES 11 mm. 5 mm.



ICONIC				
4 COLOURS COLORES	2 SIZES COLORES	1 FINISH ACABADO	NATURAL	11 mm
NANOICONIC				
6 COLOURS COLORES	1 SIZES FORMATOS	2 FINISH ACABADO	NATURAL CUBIC	5 mm

ICONIC & NANOICONIC COLORS NANOICONIC COLORS





product: iconic white natural 15x90



product: Iconic green natural 15x90 & Nanoiconic green cubic

ICONIC WHITE



NATURAL

11 mm

NANOICONIC WHITE CUBIC



CUBIC

5 mm

	<b>45x90</b> (44,63 x 89,46 cm - 17,57" x 35,22") <b>11 mm.</b>
	Iconic white natural 45x90 <b>G-1194</b>
	<b>15x90</b> (14,74 x 89,46 cm - 5,80" x 35,22") <b>11 mm.</b>
	Iconic white natural 15x90 <b>G-1240</b>
	<b>rodapié 7,5x90</b> (7,3 x 89,46 cm - 2,87" x 35,22") <b>11 mm.</b>
	Iconic white natural rodapié 7,5x90 <b>G-123</b>
	<b>lista 7,5x90</b> (7,3 x 89,46 cm - 2,87" x 35,22") <b>11 mm.</b>
	Iconic white natural lista 7,5x90 <b>G-103</b>
	<b>Mosaico brick</b> (28,66 x 28,66 cm - 11,28" x 11,28") <b>11 mm.</b>
	Iconic white natural mosaico brick <b>G-1822</b>
	<b>15x90 ramp</b> (14,74 x 89,46 cm - 5,81" x 35,22") <b>11 mm.</b>
	Iconic white natural lista 15x90 ramp <b>G-1638</b>

ICONIC BROWN



NATURAL

11 mm

NANOICONIC BROWN CUBIC




CUBIC

5 mm

	<b>45x90</b> (44,63 x 89,46 cm - 17,57" x 35,22") <b>11 mm.</b>
	Iconic brown natural 45x90 <b>G-1194</b>
	<b>15x90</b> (14,74 x 89,46 cm - 5,80" x 35,22") <b>11 mm.</b>
	Iconic brown natural 15x90 <b>G-1240</b>
	<b>rodapié 7,5x90</b> (7,3 x 89,46 cm - 2,87" x 35,22") <b>11 mm.</b>
	Iconic brown natural rodapié 7,5x90 <b>G-123</b>
	<b>lista 7,5x90</b> (7,3 x 89,46 cm - 2,87" x 35,22") <b>11 mm.</b>
	Iconic brown natural lista 7,5x90 <b>G-103</b>
	<b>Mosaico brick</b> (28,66 x 28,66 cm - 11,28" x 11,28") <b>11 mm.</b>
	Iconic brown natural mosaico brick <b>G-1822</b>
	<b>15x90 ramp</b> (14,74 x 89,46 cm - 5,81" x 35,22") <b>11 mm.</b>
	Iconic brown natural lista 15x90 ramp <b>G-1638</b>



DIN 51130



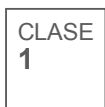
UNE-ENY 12633

ACCESORIES Complementos	FINISHES Acabados	GROUPS / Grupos 45X90
Iconic white peldaño	NATURAL	G-303
Iconic white peldaño ángulo	NATURAL	G-315
Iconic white gradone	NATURAL	G-603
Iconic white gradone ángulo	NATURAL	G-623

PACKING LIST	SIZE CM	SIZE INCH	BOX/ PALLET	PIECE/ BOX	M2/ BOX	M2/ PALLET	SQF/ BOX	SQF/ PALLET	KG/ BOX	KG/ PALLET	KG/ PIECE
45X90 (11 MM)	44,63x89,46	17,57x35,22	27	3	32,34	1,20	348,11	12,89	880	31,74	10,491
15X90 (11 MM)	14,74x89,46	5,80x35,22	36	8	37,98	1,05	408,78	11,36	995	27,002	3,334
30X90 (5 MM)	29,75x89,46	11,71x35,22	40	8	85,17	2,13	916,73	22,92	1150	28,172	3,499



DIN 51130



UNE-ENY 12633

ACCESORIES Complementos	FINISHES Acabados	GROUPS / Grupos 45X90
Iconic brown peldaño	NATURAL	G-303
Iconic brown peldaño ángulo	NATURAL	G-315
Iconic brown gradone	NATURAL	G-603
Iconic brown gradone ángulo	NATURAL	G-623

PACKING LIST	SIZE CM	SIZE INCH	BOX/ PALLET	PIECE/ BOX	M2/ BOX	M2/ PALLET	SQF/ BOX	SQF/ PALLET	KG/ BOX	KG/ PALLET	KG/ PIECE
45X90 (11 MM)	44,63x89,46	17,57x35,22	27	3	32,34	1,20	348,11	12,89	880	31,74	10,491
15X90 (11 MM)	14,74x89,46	5,80x35,22	36	8	37,98	1,05	408,78	11,36	995	27,002	3,334
30X90 (5 MM)	29,75x89,46	11,71x35,22	40	8	85,17	2,13	916,73	22,92	1150	28,172	3,499


All sizes are rectified and without bevel edge finish. Todos los formatos son rectificadas y no biselados. Tiles with random shade and aspect variation. Producto con alta variación cromática y destonificación en composiciones.

Test done in iconic beige natural 45x90. Average test result value on November 2013. Consult specific product test result value before supplying. Prueba realizada sobre el producto iconic beige natural 45x90. Valor de media a fecha Noviembre de 2013. Consultar valor de un producto específico antes del suministro.

All sizes are rectified and without bevel edge finish. Todos los formatos son rectificadas y no biselados. Tiles with random shade and aspect variation. Producto con alta variación cromática y destonificación en composiciones.


Test done in iconic beige natural 45x90. Average test result value on November 2013. Consult specific product test result value before supplying. Prueba realizada sobre el producto iconic beige natural 45x90. Valor de media a fecha Noviembre de 2013. Consultar valor de un producto específico antes del suministro.

ICONIC BEIGE



NATURAL

11 mm




NANOICONIC BEIGE CUBIC




CUBIC


5 mm




**45x90** (44,63 x 89,46 cm - 17,57" x 35,22") **11 mm.**  
Iconic beige natural 45x90 G-1194



**15x90** (14,74 x 89,46 cm - 5,80" x 35,22") **11 mm.**  
Iconic beige natural 15x90 G-1240



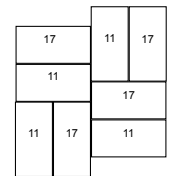
**rodapié 7,5x90** (7,3 x 89,46 cm - 2,87" x 35,22") **11 mm.**  
Iconic beige natural rodapié 7,5x90 G-123



**lista 7,5x90** (7,3 x 89,46 cm - 2,87" x 35,22") **11 mm.**  
Iconic beige natural lista 7,5x90 G-103



**Mosaico brick** (28,66 x 28,66 cm - 11,28" x 11,28") **11 mm.**  
Iconic beige natural mosaico brick G-1822




**15x90 ramp** (14,74 x 89,46 cm - 5,81" x 35,22") **11 mm.**



Iconic beige natural lista 15x90 ramp G-1638

ICONIC GREEN



NATURAL

11 mm



NANOICONIC GREEN CUBIC




CUBIC


5 mm



**45x90** (44,63 x 89,46 cm - 17,57" x 35,22") **11 mm.**  
Iconic green natural 45x90 G-1194



**15x90** (14,74 x 89,46 cm - 5,80" x 35,22") **11 mm.**  
Iconic green natural 15x90 G-1240



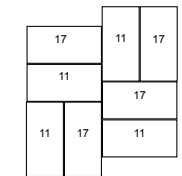
**rodapié 7,5x90** (7,3 x 89,46 cm - 2,87" x 35,22") **11 mm.**  
Iconic green natural rodapié 7,5x90 G-123



**lista 7,5x90** (7,3 x 89,46 cm - 2,87" x 35,22") **11 mm.**  
Iconic green natural lista 7,5x90 G-103



**Mosaico brick** (28,66 x 28,66 cm - 11,28" x 11,28") **11 mm.**  
Iconic green natural mosaico brick G-1822




**15x90 ramp** (14,74 x 89,46 cm - 5,81" x 35,22") **11 mm.**



Iconic green natural lista 15x90 ramp G-1638



DIN 51130




UNE-ENY 12633

ACCESORIES Complementos	FINISHES Acabados	GROUPS / Grupos 45X90
Iconic beige peldaño	NATURAL	G-303
Iconic beige peldaño ángulo	NATURAL	G-315
Iconic beige gradone	NATURAL	G-603
Iconic beige gradone ángulo	NATURAL	G-623

PACKING LIST	SIZE CM	SIZE INCH	BOX/ PALLET	PIECE/ BOX	M2/ BOX	M2/ PALLET	SQF/ BOX	SQF/ PALLET	KG/ BOX	KG/ PALLET	KG/ PIECE
45X90 (11 MM)	44,63x89,46	17,57x35,22	27	3	32,34	1,20	348,11	12,89	880	31,74	10,491
15X90 (11 MM)	14,74x89,46	5,80x35,22	36	8	37,98	1,05	408,78	11,36	995	27,002	3,334
30X90 (5 MM)	29,75x89,46	11,71x35,22	40	8	85,17	2,13	916,73	22,92	1150	28,172	3,499



DIN 51130



UNE-ENY 12633

ACCESORIES Complementos	FINISHES Acabados	GROUPS / Grupos 45X90
Iconic green peldaño	NATURAL	G-303
Iconic green peldaño ángulo	NATURAL	G-315
Iconic green gradone	NATURAL	G-603
Iconic green gradone ángulo	NATURAL	G-623

PACKING LIST	SIZE CM	SIZE INCH	BOX/ PALLET	PIECE/ BOX	M2/ BOX	M2/ PALLET	SQF/ BOX	SQF/ PALLET	KG/ BOX	KG/ PALLET	KG/ PIECE
45X90 (11 MM)	44,63x89,46	17,57x35,22	27	3	32,34	1,20	348,11	12,89	880	31,74	10,491
15X90 (11 MM)	14,74x89,46	5,80x35,22	36	8	37,98	1,05	408,78	11,36	995	27,002	3,334
30X90 (5 MM)	29,75x89,46	11,71x35,22	40	8	85,17	2,13	916,73	22,92	1150	28,172	3,499

All sizes are rectified and without bevel edge finish. Todos los formatos son rectificadas y no biselados. Tiles with random shade and aspect variation. Producto con alta variación cromática y destonificación en composiciones.

Test done in iconic beige natural 45x90. Average test result value on November 2013. Consult specific product test result value before supplying. Prueba realizada sobre el producto iconic beige natural 45x90. Valor de media a fecha Noviembre de 2013. Consultar valor de un producto específico antes del suministro.

All sizes are rectified and without bevel edge finish. Todos los formatos son rectificadas y no biselados. Tiles with random shade and aspect variation. Producto con alta variación cromática y destonificación en composiciones.

Test done in iconic beige natural 45x90. Average test result value on November 2013. Consult specific product test result value before supplying. Prueba realizada sobre el producto iconic beige natural 45x90. Valor de media a fecha Noviembre de 2013. Consultar valor de un producto específico antes del suministro.

NANOICONIC GOLD CUBIC

5 mm



CUBIC

NANOICONIC SILVER CUBIC

5 mm



CUBIC



30x90 (29,75 x 89,46 cm - 11,71' x 35,22") 11 mm.  
 Nanoiconic gold cubic 30x90 G-1822  
 Nanoiconic silver cubic 30x90 G-1822

PACKING LIST	SIZE CM	SIZE INCH	BOX/ PALLET	PIECE/ BOX	M2/ BOX	M2/ PALLET	SQF/ BOX	SQF/ PALLET	KG/ PALLET	KG/ BOX	KG/ PIECE
30X90 (5 MM)	29,75x89,46	11,71x35,22	40	8	85,17	2,13	916,73	22,92	1150	28,172	3,499

All sizes are rectified and without bevel edge finish.  
 Todos los formatos son rectificadas y no biselados.  
 Tiles with random shade and aspect variation.  
 Producto con alta variación cromática y destonificación en composiciones.

Test done in iconic beige natural 45x90. Average test result value on November 2013.  
 Consult specific product test result value before supplying.  
 Prueba realizada sobre el producto iconic beige natural 45x90. Valor de media a fecha Noviembre de 2013.  
 Consultar valor de un producto específico antes del suministro.



PRIVATE HOUSE - ABU DHABI (UAE) - architects: XYZ DESIGNERS

product: Nanoiconic gold cubic 30x90



> "Arquitectura, es reflejo de la ideología, el espíritu de la sociedad y la cultura en la que se encuentra inmersa durante su creación"

Ernesto Vinatier

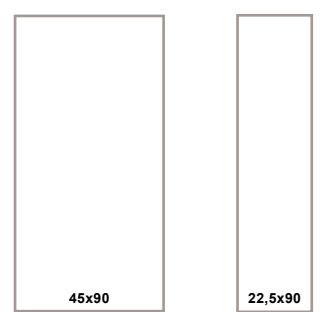
# Rovere collection



"Architecture is a reflection of ideology, the spirit of society and culture in which it is immersed in its creation"

Ernesto Vinatier

SIZES 11 mm.



<b>3</b> COLOURS COLORES	<b>2</b> SIZES FORMATOS	<b>1</b> FINISH ACABADO	DECAPE	 11 mm
--------------------------------	-------------------------------	-------------------------------	--------	-----------



COLORS





ROVERE BLACK


11 mm




	<b>45x90</b> (44,63 x 89,46 cm - 17,57" x 35,22") <b>11 mm.</b> Rovere black decapè 45x90 <b>G-1372</b>
	<b>22,5x90</b> (22,215 x 89,46 cm - 8,75" x 35,22") <b>11 mm.</b> Rovere black decapè 22,5x90 <b>G-1426</b>

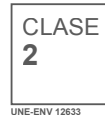
	<b>rodapié 7,5x90</b> (7,3 x 89,46 cm - 2,87" x 35,22") <b>11 mm.</b> Rovere black decapè rodapié 7,5x90 <b>G-131</b>
--	--






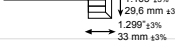

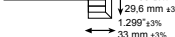
	<b>lista 7,5x90</b> (7,3 x 89,46 cm - 2,87" x 35,22") <b>11 mm.</b> Rovere black decapè lista 7,5x90 <b>G-117</b>
--	--

	<b>Mosaico 2,5x45</b> (14,73 x 44,63 cm - 5,79" x 17,57") <b>11 mm.</b> Rovere black decapè mosaico 2,5x45 <b>G-1732</b>
---	---

	<b>Mosaico link</b> (29,75 x 29,75 cm - 11,71" x 11,71") <b>11 mm.</b> Rovere black decapè mosaico link <b>G-1780</b>
--	--

DECAPE





ACCESORIES Complementos	FINISHES Acabados	GROUPS / Grupos
 <b>Rovere black peldaño</b>	 0,291"±2% 7,4 mm ±2%	DECAPE G-323
 <b>Rovere black peldaño ángulo</b>	 0,291"±2% 7,4 mm ±2%	DECAPE G-333
 <b>Rovere black gradone</b>	 1,165"±3% 29,6 mm ±3% 1,299"±3% 33 mm ±3%	DECAPE G-623
 <b>Rovere black gradone ángulo</b>	 1,165"±3% 29,6 mm ±3% 1,299"±3% 33 mm ±3%	DECAPE G-645


PACKING LIST	SIZE CM	SIZE INCH	BOX/ PALLET	PIECE/ BOX	M2/ BOX	M2/ PALLET	SQF/ BOX	SQF/ PALLET	KG/ PALLET	KG/ BOX	KG/ PIECE
45X90 (11 MM)	44,63x89,46	17,57x35,22	27	3	32,34	1,20	348,11	12,89	880	31,74	10,491
22,5X90 (11 MM)	22,21x89,46	8,74x35,22	36	5	35,76	0,99	384,97	10,69	906	24,535	4,85


ROVERE WHITE


11 mm



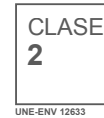
	<b>45x90</b> (44,63 x 89,46 cm - 17,57" x 35,22") <b>11 mm.</b> Rovere white decapè 45x90 <b>G-1372</b>
	<b>22,5x90</b> (22,215 x 89,46 cm - 8,75" x 35,22") <b>11 mm.</b> Rovere white decapè 22,5x90 <b>G-1426</b>







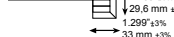
	<b>rodapié 7,5x90</b> (7,3 x 89,46 cm - 2,87" x 35,22") <b>11 mm.</b> Rovere white decapè rodapié 7,5x90 <b>G-131</b>
---	--

	<b>lista 7,5x90</b> (7,3 x 89,46 cm - 2,87" x 35,22") <b>11 mm.</b> Rovere white decapè lista 7,5x90 <b>G-117</b>
---	--

	<b>Mosaico link</b> (29,75 x 29,75 cm - 11,71" x 11,71") <b>11 mm.</b> Rovere white decapè mosaico link <b>G-1780</b>
---	--

DECAPE



ACCESORIES Complementos	FINISHES Acabados	GROUPS / Grupos
 <b>Rovere white peldaño</b>	 0,291"±2% 7,4 mm ±2%	DECAPE G-323
 <b>Rovere white peldaño ángulo</b>	 0,291"±2% 7,4 mm ±2%	DECAPE G-333
 <b>Rovere white gradone</b>	 1,165"±3% 29,6 mm ±3% 1,299"±3% 33 mm ±3%	DECAPE G-623
 <b>Rovere white gradone ángulo</b>	 1,165"±3% 29,6 mm ±3% 1,299"±3% 33 mm ±3%	DECAPE G-645

PACKING LIST	SIZE CM	SIZE INCH	BOX/ PALLET	PIECE/ BOX	M2/ BOX	M2/ PALLET	SQF/ BOX	SQF/ PALLET	KG/ PALLET	KG/ BOX	KG/ PIECE
45X90 (11 MM)	44,63x89,46	17,57x35,22	27	3	32,34	1,20	348,11	12,89	880	31,74	10,491
22,5X90 (11 MM)	22,21x89,46	8,74x35,22	36	5	35,76	0,99	384,97	10,69	906	24,535	4,85



All sizes are rectified and without bevel edge finish.  
Todos los formatos son rectificadas y no biselados.  
Tiles with random shade and aspect variation.  
Producto con alta variación cromática y destonificación en composiciones.


All sizes are rectified and without bevel edge finish.  
Todos los formatos son rectificadas y no biselados.  
Tiles with random shade and aspect variation.  
Producto con alta variación cromática y destonificación en composiciones.


Test done in rovere white decapè 45x90. Average test result value on August 2008.  
Consult specific product test result value before supplying.  
Prueba realizada sobre el producto rovere black decapè 45x90. Valor de media a fecha Agosto de 2008.  
Consultar valor de un producto específico antes del suministro


11 mm




	<b>45x90</b> (44,63 x 89,46 cm - 17,57" x 35,22") <b>11 mm.</b>
	Rovere brown decapè 45x90 <b>G-1372</b>
	<b>22,5x90</b> (22,215 x 89,46 cm - 8,75" x 35,22") <b>11 mm.</b>
	Rovere brown decapè 22,5x90 <b>G-1426</b>

	<b>rodapié 7,5x90</b> (7,3 x 89,46 cm - 2,87" x 35,22") <b>11 mm.</b>
	Rovere brown decapè rodapié 7,5x90 <b>G-131</b>

	<b>lista 7,5x90</b> (7,3 x 89,46 cm - 2,87" x 35,22") <b>11 mm.</b>
	Rovere brown decapè lista 7,5x90 <b>G-117</b>

	<b>Mosaico 2,5x45</b> (14,73 x 44,63 cm - 5,79" x 17,57") <b>11 mm.</b>
	Rovere brown decapè mosaico 2,5x45 <b>G-1732</b>

	<b>Mosaico link</b> (29,75 x 29,75 cm - 11,71" x 11,71") <b>11 mm.</b>
	Rovere brown decapè mosaico link <b>G-1780</b>








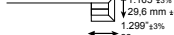
DECAPÉ




DIN 51130



UNE-ENV 12633

ACCESORIES Complementos	FINISHES Acabados	GROUPS / Grupos 45X90
 <b>Rovere brown peldaño</b>	 <b>DECAPÉ</b>	<b>G-323</b>
 <b>Rovere brown peldaño ángulo</b>	 <b>DECAPÉ</b>	<b>G-333</b>
 <b>Rovere brown gradone</b>	 <b>DECAPÉ</b>	<b>G-623</b>
 <b>Rovere brown gradone ángulo</b>	 <b>DECAPÉ</b>	<b>G-645</b>

PACKING LIST	SIZE CM	SIZE INCH	BOX/ PALLET	PIECE/ BOX	M <sup>2</sup> / BOX	M <sup>2</sup> / PALLET	SQF/ BOX	SQF/ PALLET	KG/ PALLET	KG/ BOX	KG/ PIECE
45X90 (11 MM)	44,63x89,46	17,57x35,22	27	3	32,34	1,20	348,11	12,89	880	31,74	10,491
22,5X90 (11 MM)	22,21x89,46	8,74x35,22	36	5	35,76	0,99	384,97	10,69	906	24,535	4,85



All sizes are rectified and without bevel edge finish.  
 Todos los formatos son rectificadas y no biselados.  
 Tiles with random shade and aspect variation.  
 Producto con alta variación cromática y destonificación en composiciones.




“The colours used in architecture must be intense, logical and fertile”

“Los colores usados en arquitectura tiene que ser intensos, logicos y fértiles”

- Antonio Gaudi

# COLORS selection

SPECTRUM		COLORS	NANOSPECTRUM	COLORS	NANOFANTASY	COLORS	NANOFANTASY	COLORS	NANOFANTASY & FANTASY	COLORS	NANOCOLORS	COLORS
BLACK	WHITE	OLIVE	BLUE	BROWN	MOSS	GREY	WHITE	GREY	BLACK			
												



product: Nanospectrum 7.0 white pulido 90x90



product: iconic brown natural 15x90



product: Nanofantasy white sound 30x90 / Nanofantasy white natural 30x90 / Nanofantasy black natural 30x90 / Fantasy white natural 45x90




product: Nanofantasy brown & white sound 15x90 / Nanofantasy brown natural 30x90



SPECTRUM WHITE


11 mm



PULIDO



**60x60** (59,55 x 59,55 cm - 23.45" x 23.45") **11 mm.**  
 Spectrum white pulido 60x60 G-1516  
 Spectrum white satinado 60x60 G-1458



**30x60** (29,75 x 59,55 cm - 11.71" x 23.45") **11 mm.**  
 Spectrum white pulido 30x60 G-1456  
 Spectrum white satinado 30x60 G-1364




**rodapié 7,5x60** (7,3 x 59,55 cm - 2.87" x 23.45") **11 mm.**  
 Spectrum white satinado rodapié 7,5x60 G-119




**lista 7,5x60** (7,3 x 59,55 cm - 2.87" x 23.45") **11 mm.**  
 Spectrum white pulido lista 7,5x60 G-111  
 Spectrum white satinado lista 7,5x60 G-139




**Mosaico link** (29,75 x 29,75 cm - 11.71" x 11.71") **11 mm.**  
 Spectrum white satinado mosaico link G-1860



**mosaico + preincisión 2,5x2,5**(29,75 x 29,75 cm - 11.71" x 11.71") **11 mm.**  
 Spectrum white satinado mosaico+preincisión 2,5x2,5 G-1806



**2,5x60** (29,75 x 59,55 cm - 11.71" x 23.45") **11 mm.**  
 Spectrum white satinado preincisión 2,5x60 G-1638



**7,5x60** (29,75 x 59,55 cm - 11.71" x 23.45") **11 mm.**  
 Spectrum white satinado preincisión 7,5x60 G-1638



**ramp decor / field decor** **7 mm.**  
 Nanospectrum white ramp decor pulido G-431  
 Nanospectrum white field decor pulido G-367



**flake decor** (68,28 x 88,46 cm - 26.88" x 34.82") **7 mm.**  
 Nanospectrum white flake decor G-1870

NATURAL  
SATINADO  
PULIDO

CLASE  
1

UNE-ENV 12633


ACCESORIES Complementos	FINISHES Acabados	GROUPS / Grupos 30x60
Spectrum 7.0 white peldaño	PULIDO SATINADO	G-345 G-291
Spectrum 7.0 white peldaño ángulo	PULIDO SATINADO	G-375 G-319
Spectrum 7.0 white gradone	PULIDO SATINADO	G-623 G-603
Spectrum 7.0 white gradone ángulo	PULIDO SATINADO	G-691 G-667

PACKING LIST	SIZE CM	SIZE INCH	BOX/ PALLET	PIECE/ BOX	M2/ PALLET	M2/ BOX	SQF/ PALLET	SQF/ BOX	KG/ PALLET	KG/ BOX	KG/ PIECE
60X60 (11 MM)	59,55x59,55	23.44x23.44	30	3	31,92	1,06	343,54	11,45	796	25,755	8,5
30X60 SATINADO (11 MM)	29,75x59,55	11.71x23.44	40	6	42,52	1,06	457,67	11,44	1050	25,675	4,24
30X60 PULIDO (11 MM)	29,75x59,55	11.71x23.44	40	7	49,61	1,24	533,95	13,35	1085	26,562	3,761


All sizes are rectified and without bevel edge finish.  
 Todos los formatos son rectificadas y no biselados.  
 Tiles with random shade and aspect variation.  
 Producto con alta variación cromática y destonificación en composiciones.

SPECTRUM BLACK


11 mm



PULIDO



**60x60** (59,55 x 59,55 cm - 23.45" x 23.45") **11 mm.**  
 Spectrum black pulido 60x60 G-1516  
 Spectrum black satinado 60x60 G-1458



**30x60** (29,75 x 59,55 cm - 11.71" x 23.45") **11 mm.**  
 Spectrum black pulido 30x60 G-1456  
 Spectrum black satinado 30x60 G-1364



**rodapié 7,5x60** (7,3 x 59,55 cm - 2.87" x 23.45") **11 mm.**  
 Spectrum black satinado rodapié 7,5x60 G-119



**lista 7,5x60** (7,3 x 59,55 cm - 2.87" x 23.45") **11 mm.**  
 Spectrum black pulido lista 7,5x60 G-111  
 Spectrum black satinado lista 7,5x60 G-139




**Mosaico 2,5x30** (29,75 x 29,75 cm - 11.71" x 11.71") **11 mm.**  
 Spectrum black pulido mosaico 2,5x30 G-1860




**Mosaico link** (29,75 x 29,75 cm - 11.71" x 11.71") **11 mm.**  
 Spectrum black satinado mosaico link G-1860



**mosaico + preincisión 2,5x2,5**(29,75 x 29,75 cm - 11.71" x 11.71") **11 mm.**  
 Spectrum black satinado mosaico+preincisión 2,5x2,5 G-1806



**2,5x60** (29,75 x 59,55 cm - 11.71" x 23.45") **11 mm.**  
 Spectrum black satinado preincisión 2,5x60 G-1638



**7,5x60** (29,75 x 59,55 cm - 11.71" x 23.45") **11 mm.**  
 Spectrum black satinado preincisión 7,5x60 G-1638



**ramp decor / field decor** **7 mm.**  
 Nanospectrum black ramp decor pulido G-431  
 Nanospectrum black field decor pulido G-367



**flake decor** (68,28 x 88,46 cm - 26.88" x 34.82") **7 mm.**  
 Nanospectrum black flake decor G-1870

NATURAL  
SATINADO  
PULIDO

CLASE  
1


UNE-ENV 12633

ACCESORIES Complementos	FINISHES Acabados	GROUPS / Grupos 30x60
Spectrum 7.0 black peldaño	PULIDO SATINADO	G-345 G-291
Spectrum 7.0 black peldaño ángulo	PULIDO SATINADO	G-375 G-319
Spectrum 7.0 black gradone	PULIDO SATINADO	G-623 G-603
Spectrum 7.0 black gradone ángulo	PULIDO SATINADO	G-691 G-667


PACKING LIST	SIZE CM	SIZE INCH	BOX/ PALLET	PIECE/ BOX	M2/ PALLET	M2/ BOX	SQF/ PALLET	SQF/ BOX	KG/ PALLET	KG/ BOX	KG/ PIECE
60X60 (11 MM)	59,55x59,55	23.44x23.44	30	3	31,92	1,06	343,54	11,45	796	25,755	8,5
30X60 SATINADO (11 MM)	29,75x59,55	11.71x23.44	40	6	42,52	1,06	457,67	11,44	1050	25,675	4,24
30X60 PULIDO (11 MM)	29,75x59,55	11.71x23.44	40	7	49,61	1,24	533,95	13,35	1085	26,562	3,761

All sizes are rectified and without bevel edge finish.  
 Todos los formatos son rectificadas y no biselados.  
 Tiles with random shade and aspect variation.  
 Producto con alta variación cromática y destonificación en composiciones.

7 mm



**90x90** (89,46 x 89,46 cm - 35.22" x 35.22") **7 mm.**  
 Nanospectrum 7.0 blue pulido 90x90 **G-1584**



**lista 7,5x60** (7,3 x 89,46 cm - 2.87" x 35.22") **7 mm.**  
 Nanospectrum 7.0 blue pulido lista 7,5x90 **G-147**



**ramp decor / field decor** **7 mm.**  
 Nanospectrum blue ramp decor pulido **G-435**  
 Nanospectrum blue field decor pulido **G-375**

**flake decor** (68,28 x 88,46 cm - 26.88" x 34.82") **7 mm.**  
 Nanospectrum blue flake decor **G-1870**

PULIDO




ACCESORIES Complementos	FINISHES Acabados	GROUPS / Grupos 90x90
Nanospectrum 7.0 blue peldaño	0,291 <sup>+2%</sup> 7,4 mm ±2%	PULIDO G-609
Nanospectrum 7.0 blue peldaño ángulo	0,291 <sup>+2%</sup> 7,4 mm ±2%	PULIDO G-633
Nanospectrum 7.0 blue gradone	1,165 <sup>+3%</sup> 29,6 mm ±3% 1,299 <sup>+3%</sup> 33 mm ±3%	PULIDO G-779
Nanospectrum 7.0 blue gradone ángulo	1,165 <sup>+3%</sup> 29,6 mm ±3% 1,299 <sup>+3%</sup> 33 mm ±3%	PULIDO G-829

PACKING LIST	SIZE CM	SIZE INCH	BOX/ PALLET	PIECE/ BOX	M <sup>2</sup> / PALLET	M <sup>2</sup> / BOX	SQF/ PALLET	SQF/ BOX	KG/ PALLET	KG/ BOX	KG/ PIECE
90X90 (7 MM)	89,46x89,46	35,22x35,22	20	2	32,01	1,60	344,58	17,23	610	28,851	14,288

All sizes are rectified and without bevel edge finish.  
 Todos los formatos son rectificadas y no biselados.  
 Tiles with random shade and aspect variation.  
 Producto con alta variación cromática y destonificación en composiciones.

11 mm



**30x60** (29,75 x 59,55 cm - 11.71" x 23.45") **11 mm.**  
 Spectrum olive pulido 30x60 **G-1456**



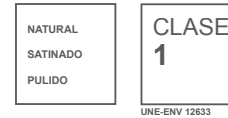
**lista 7,5x60** (7,3 x 59,55 cm - 2.87" x 23.45") **11 mm.**  
 Spectrum olive pulido lista 7,5x60 **G-111**



**Mosaico 2,5x30** (29,75 x 29,75 cm - 11.71" x 11.71") **11 mm.**  
 Spectrum olive pulido mosaico 2,5x30 **G-1860**

**Mosaico tetris** (14,92 x 25,75 cm - 5.87" x 10.14") **11 mm.**  
 Spectrum olive pulido mosaico tetris **G-255**

PULIDO



ACCESORIES Complementos	FINISHES Acabados	GROUPS / Grupos 30X60
Spectrum 7.0 olive peldaño	0,386 <sup>+2%</sup> 9,8 mm ±2%	PULIDO G-345
Spectrum 7.0 olive peldaño ángulo	0,386 <sup>+2%</sup> 9,8 mm ±2%	PULIDO G-375
Spectrum 7.0 olive gradone	1,181 <sup>+3%</sup> 30 mm ±3% 1,299 <sup>+3%</sup> 33 mm ±3%	PULIDO G-623
Spectrum 7.0 olive gradone ángulo	1,181 <sup>+3%</sup> 30 mm ±3% 1,299 <sup>+3%</sup> 33 mm ±3%	PULIDO G-691


PACKING LIST	SIZE CM	SIZE INCH	BOX/ PALLET	PIECE/ BOX	M <sup>2</sup> / PALLET	M <sup>2</sup> / BOX	SQF/ PALLET	SQF/ BOX	KG/ PALLET	KG/ BOX	KG/ PIECE
30X60 PULIDO (11 MM)	29,75x59,55	11,71x23,44	40	7	49,61	1,24	533,95	13,35	1085	26,562	3,761

All sizes are rectified and without bevel edge finish.  
 Todos los formatos son rectificadas y no biselados.  
 Tiles with random shade and aspect variation.  
 Producto con alta variación cromática y destonificación en composiciones.

NANOFANTASY & FANTASY WHITE

5 mm / 11 mm

5 mm



	<b>30x90</b> (29,75 x 89,46 cm - 11,71" x 35,22") <b>5 mm.</b> Nanofantasy white sound 30x90 G-1246 Nanofantasy white natural 30x90 G-1224
	<b>15x90</b> (14,74 x 89,46 cm - 5,80" x 35,22") <b>5 mm.</b> Nanofantasy white sound 15x90 G-1352 Nanofantasy white natural 15x90 G-1322
	<b>7,5x30</b> (7,27 x 29,75 cm - 2,86" x 11,71") <b>5 mm.</b> Nanofantasy white sound lista 7,5x30 G-1466
	<b>45x90</b> (44,63 x 89,46 cm - 17,57" x 35,22") <b>11 mm.</b> Fantasy white natural 45x90 G-1330
	rodapié <b>7,5x90</b> (7,3 x 89,46 cm - 2,87" x 35,22") <b>11 mm.</b> Fantasy white natural rodapié 7,5x90 G-131
	lista <b>7,5x90</b> (7,3 x 89,46 cm - 2,87" x 35,22") <b>11 mm.</b> Fantasy white natural lista 7,5x90 G-109
	Mosaico <b>5x5</b> (29,75 x 29,75 cm - 11,71" x 11,71") <b>11 mm.</b> Fantasy white natural mosaico 5x5 G-1688


NATURAL

SOUND

NANOFANTASY BROWN

5 mm / 11 mm

5 mm



	<b>30x90</b> (29,75 x 89,46 cm - 11,71" x 35,22") <b>5 mm.</b> Nanofantasy brown sound 30x90 G-1246 Nanofantasy brown natural 30x90 G-1224
	<b>15x90</b> (14,74 x 89,46 cm - 5,80" x 35,22") <b>5 mm.</b> Nanofantasy brown sound 15x90 G-1352 Nanofantasy brown natural 15x90 G-1322
	<b>7,5x30</b> (7,27 x 29,75 cm - 2,86" x 11,71") <b>5 mm.</b> Nanofantasy brown sound lista 7,5x30 G-1466

NATURAL

SOUND

NATURAL

**DIN R10**  
DIN 51130

**PTV >24**  
MODERATE SLIP POTENTIAL  
BS EN 13036-4

**CLASE 1**  
UNE-ENV 12633

ACCESORIES Complementos	FINISHES Acabados	GROUPS / Grupos
Fantasy white peldaño	0,291" ±2% 7,4 mm ±2% NATURAL	G-315
Fantasy white peldaño ángulo	0,291" ±2% 7,4 mm ±2% NATURAL	G-323
Fantasy white gradone	1,105" ±3% 29,6 mm ±3% 1,299" ±3% 33 mm ±3% NATURAL	G-623
Fantasy white gradone ángulo	1,105" ±3% 29,6 mm ±3% 1,299" ±3% 33 mm ±3% NATURAL	G-645

PACKING LIST	SIZE CM	SIZE INCH	BOX/ PALLET	PIECE/ BOX	M2/ BOX	M2/ PALLET	SQF/ BOX	SQF/ PALLET	KG/ PALLET	KG/ BOX	KG/ PIECE
45X90 (11 MM)	44,63x89,46	17,57x35,22	27	3	32,34	1,20	348,11	12,89	880	31,74	10,491
30X90 (5 MM)	29,75x89,46	11,71x35,22	40	8	85,17	2,13	916,73	22,92	1150	28,172	3,499
15X90 (5 MM)	14,77x89,46	5,81x35,22	36	16	76,11	2,11	819,23	22,76	1037	28,17	1,74

NATURAL

**DIN R10**  
DIN 51130

**PTV >24**  
MODERATE SLIP POTENTIAL  
BS EN 13036-4

**CLASE 1**  
UNE-ENV 12633

PACKING LIST	SIZE CM	SIZE INCH	BOX/ PALLET	PIECE/ BOX	M2/ BOX	M2/ PALLET	SQF/ BOX	SQF/ PALLET	KG/ PALLET	KG/ BOX	KG/ PIECE
30X90 (5 MM)	29,75x89,46	11,71x35,22	40	8	85,17	2,13	916,73	22,92	1150	28,172	3,499
15X90 (5 MM)	14,77x89,46	5,81x35,22	36	16	76,11	2,11	819,23	22,76	1037	28,17	1,74

All sizes are rectified and without bevel edge finish.  
Todos los formatos son rectificadas y no biselados.  
Tiles with random shade and aspect variation.  
Producto con alta variación cromática y destonificación en composiciones.


Test done in Fantasy white natural 45x90. Average test result value on January 2014.  
Consult specific product test result value before supplying.  
Prueba realizada sobre el producto Fantasy white natural 45x90. Valor de media a fecha de Enero 2014.  
Consultar valor de un producto específico antes del suministro.

All sizes are rectified and without bevel edge finish.  
Todos los formatos son rectificadas y no biselados.  
Tiles with random shade and aspect variation.  
Producto con alta variación cromática y destonificación en composiciones.

Test done in Fantasy white natural 45x90. Average test result value on January 2014.  
Consult specific product test result value before supplying.  
Prueba realizada sobre el producto Fantasy white natural 45x90. Valor de media a fecha de Enero 2014.  
Consultar valor de un producto específico antes del suministro.

NANOFANTASY & FANTASY GREY

5 mm / 11 mm



NATURAL

**30x90** (29,75 x 89,46 cm - 11,71" x 35,22") **5 mm.**  
**Nanofantasy grey natural 30x90** **G-1224**

**15x90** (14,74 x 89,46 cm - 5,80" x 35,22") **5 mm.**  
**Nanofantasy grey natural 15x90** **G-1322**

**45x90** (44,63 x 89,46 cm - 17,57" x 35,22") **11 mm.**  
**Fantasy grey natural 45x90** **G-1284**

**rodapié 7,5x90** (7,3 x 89,46 cm - 2,87" x 35,22") **11 mm.**  
**Fantasy grey natural rodapié 7,5x90** **G-123**


**lista 7,5x90** (7,3 x 89,46 cm - 2,87" x 35,22") **11 mm.**  
**Fantasy grey natural lista 7,5x90** **G-103**

**Mosaico 5x5** (29,75 x 29,75 cm - 11,71" x 11,71") **11 mm.**  
**Fantasy grey natural mosaico 5x5** **G-1688**



NANOFANTASY MOSS

5 mm



NATURAL

**30x90** (29,75 x 89,46 cm - 11,71" x 35,22") **5 mm.**  
**Nanofantasy moss natural 30x90** **G-1224**

**15x90** (14,74 x 89,46 cm - 5,80" x 35,22") **5 mm.**  
**Nanofantasy moss natural 15x90** **G-1322**

NATURAL

**DIN R10**  
DIN 51130

**PTV >24**  
MODERATE SLIP POTENTIAL  
 BS EN 13036-4

**CLASE 1**  
UNE-ENV 12633

ACCESORIES Complementos	FINISHES Acabados	GROUPS / Grupos 45X90
Fantasy grey peldaño	NATURAL	G-303
Fantasy grey peldaño ángulo	NATURAL	G-315
Fantasy grey gradone	NATURAL	G-603
Fantasy grey gradone ángulo	NATURAL	G-623

PACKING LIST	SIZE CM	SIZE INCH	BOX/ PALLET	PIECE/ BOX	M2/ BOX	M2/ PALLET	SQF/ BOX	SQF/ PALLET	KG/ PALLET	KG/ BOX	KG/ PIECE
45X90 (11 MM)	44,63x89,46	17,57x35,22	27	3	32,34	1,20	348,11	12,89	880	31,74	10,491
30X90 (5 MM)	29,75x89,46	11,71x35,22	40	8	85,17	2,13	916,73	22,92	1150	28,172	3,499
15X90 (5 MM)	14,77x89,46	5,81x35,22	36	16	76,11	2,11	819,23	22,76	1037	28,17	1,74

NATURAL

**DIN R10**  
DIN 51130

**PTV >24**  
MODERATE SLIP POTENTIAL  
 BS EN 13036-4

**CLASE 1**  
UNE-ENV 12633

PACKING LIST	SIZE CM	SIZE INCH	BOX/ PALLET	PIECE/ BOX	M2/ BOX	M2/ PALLET	SQF/ BOX	SQF/ PALLET	KG/ PALLET	KG/ BOX	KG/ PIECE
30X90 (5 MM)	29,75x89,46	11,71x35,22	40	8	85,17	2,13	916,73	22,92	1150	28,172	3,499
15X90 (5 MM)	14,77x89,46	5,81x35,22	36	16	76,11	2,11	819,23	22,76	1037	28,17	1,74

All sizes are rectified and without bevel edge finish.  
 Todos los formatos son rectificadas y no biselados.  
 Tiles with random shade and aspect variation.  
 Producto con alta variación cromática y destonificación en composiciones.

Test done in Fantasy white natural 45x90. Average test result value on January 2014.  
 Consult specific product test result value before supplying.  
 Prueba realizada sobre el producto Fantasy white natural 45x90. Valor de media a fecha de Enero 2014.  
 Consultar valor de un producto específico antes del suministro.


All sizes are rectified and without bevel edge finish.  
 Todos los formatos son rectificadas y no biselados.  
 Tiles with random shade and aspect variation.  
 Producto con alta variación cromática y destonificación en composiciones.

Test done in Fantasy white natural 45x90. Average test result value on January 2014.  
 Consult specific product test result value before supplying.  
 Prueba realizada sobre el producto Fantasy white natural 45x90. Valor de media a fecha de Enero 2014.  
 Consultar valor de un producto específico antes del suministro.

7 mm



**45x90** (44,63 x 89,46 cm - 17,57" x 35,22") **5 mm.**  
Nanocolors black natural 45x90 G-1314



**22,5x90** (22,21 x 89,46 cm - 8,75" x 35,22") **5 mm.**  
Nanocolors black natural 22,5x90 G-1368




**30x60** (29,75 x 59,55 cm - 11,71" x 23,45") **5 mm.**  
Nanocolors black natural 30x60 G-1240


PACKING LIST	SIZE CM	SIZE INCH	BOX/ PALLET	PIECE/ BOX	M2/ PALLET	M2/ BOX	SQF/ PALLET	SQF/ BOX	KG/ PALLET	KG/ BOX	KG/ PIECE
45X90 (5 MM)	44,63x89,46	17,57x35,22	27	7	75,46	2,79	812,25	30,08	956	34,553	4,898
22,5X90 (5 MM)	22,21x89,46	8,74x35,22	36	12	85,83	2,38	923,92	25,66	1018	27,645	2,28
30X60 (5 MM)	29,75x59,55	11,71x23,44	40	11	77,95	1,95	839,06	20,98	950	23,181	2,086

NATURAL

7 mm



**45x90** (44,63 x 89,46 cm - 17,57" x 35,22") **5 mm.**  
Nanocolors grey natural 45x90 G-1314



**22,5x90** (22,21 x 89,46 cm - 8,75" x 35,22") **5 mm.**  
Nanocolors grey natural 22,5x90 G-1368

PACKING LIST	SIZE CM	SIZE INCH	BOX/ PALLET	PIECE/ BOX	M2/ PALLET	M2/ BOX	SQF/ PALLET	SQF/ BOX	KG/ PALLET	KG/ BOX	KG/ PIECE
45X90 (5 MM)	44,63x89,46	17,57x35,22	27	7	75,46	2,79	812,25	30,08	956	34,553	4,898
22,5X90 (5 MM)	22,21x89,46	8,74x35,22	36	12	85,83	2,38	923,92	25,66	1018	27,645	2,28

NATURAL

SOLID  
2 cm

# SOLID 2.0 cm collection



SIZES 20 mm.

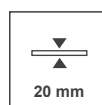


32  
COLOURS  
COLORES

1  
SIZES  
FORMATOS

1  
FINISH  
ACABADO

SOLID 2CM



DIN  
R11

CLASS  
C

DCOF  
> 0.42

PTV  
> 36  
LOW SLIP  
POTENTIAL

CLASE  
3

DIN 51130

DIN 51097

ANSI A137.1 S-9.6.1

BS EN 13036-4

UNE-ENV 12633



SOLID  
2 cm

NORTH PATCHWORK Solid 2cm. 50x100



SOLID  
2cm

ZINC GREEN Solid 2cm. 50x100





SOLID  
2CM

FIRE MULTICOLOR Solid 2cm. 50x100



Fire Multicolor Solid 2 cm



Fire Rosso Solid 2 cm



Emotion Grey Solid 2 cm



Aquarela Solid 2 cm



Materia Beige Solid 2 cm



Materia White Solid 2 cm



Materia Grey Solid 2 cm



Orobico Red Solid 2 cm



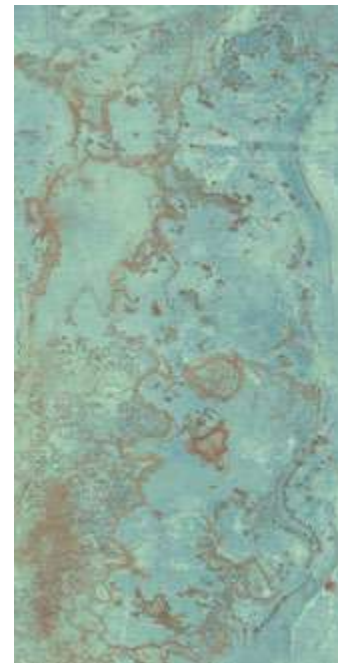
Karacter Multicolor Solid 2 cm



Wind Grey Solid 2 cm



Wind Ivory Solid 2 cm




Zinc Green Solid 2 cm



Concept Anthracite Solid 2 cm



Concept Grey Solid 2 cm



Concept Beige Solid 2 cm



Tatto Black Solid 2 cm



North Grey Solid 2 cm



North Sand Solid 2 cm



North Sand Decor Solid 2 cm



North Patchwork Solid 2 cm



Regeneration Black Solid 2 cm



Regeneration Grey Solid 2 cm



Regeneration White Solid 2 cm



Instinto Taupe Solid 2 cm

SOLID 2CM



Object White Solid 2 cm



Object Grey Solid 2 cm



Sybarum Black Solid 2 cm



Sybarum Beige Solid 2 cm



Junoon Maple Solid 2 cm



Junoon Beige Solid 2 cm



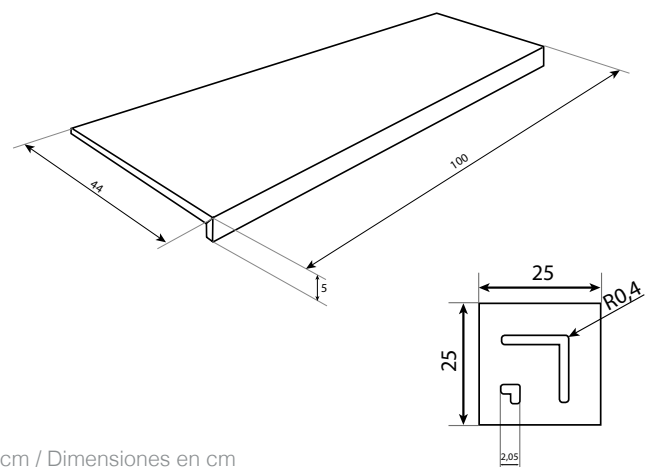
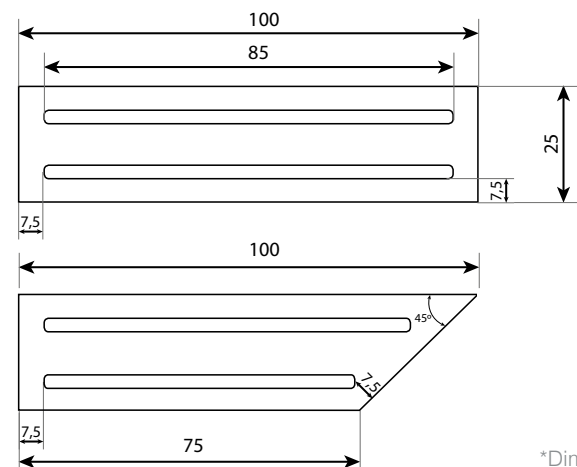
Equinox Grey Solid 2 cm



St. Vincent Solid 2 cm

<b>DIN</b> <b>R11</b>	<b>CLASS</b> <b>C</b>	<b>DCOF</b> <b>&gt; 0.42</b>	<b>PTV</b> <b>&gt; 36</b> LOW SLIP POTENTIAL	<b>CLASE</b> <b>3</b>
<small>DIN 51130</small>	<small>DIN 51097</small>	<small>ANSI A137.1 S-9.8.1</small>	<small>BS EN 13036-4</small>	<small>UNE-ENV 12833</small>

SPECIAL PIECES MEASUREMENTS / MEDIDAS PIEZA ESPECIAL



\*Dimensions in cm / Dimensiones en cm

PRICE LIST

LISTA DE PRECIOS

	solid 2cm serie 50x100 (49,75 x 99,55 cm - 19.59" x 39.19")	solid 2 cm serie drain 25x100 (24,51 x 99,55 cm - 9.65" x 39.19")	solid 2 cm serie drain angle 25x25 (24,51 x 24,51 cm - 9.65" x 9.65")	solid 2 cm serie drain diagonal 25x100 (24,51 x 99,55 cm - 9.65" x 39.19")	solid 2 cm serie peldaño "L" 50x100 (44 x 99,55 cm - 17.32" x 39.19")
Fire Rosso solid 2 cm	G-7234	G-6471	G-6187	G-6471	G-6623
Fire Multicolor Solid 2 cm	G-7234	-	-	-	G-6623
Emotion Grey solid 2 cm	G-7234	G-6471	G-6187	G-6471	G-6623
Karakter Multicolor solid 2 cm	G-7234	-	-	-	G-6623
Wind Grey solid 2 cm	G-7234	G-6471	G-6187	G-6471	G-6623
Wind Ivory Solid 2 cm	G-7234	G-6471	G-6187	G-6471	G-6623
Aquarela Red solid 2 cm	G-7234	G-6471	G-6187	G-6471	G-6623
North Grey solid 2 cm	G-7234	G-6471	G-6187	G-6471	G-6623
North Sand Solid 2 cm	G-7234	G-6471	G-6187	G-6471	G-6623
North Sand Decor solid 2 cm	G-7234	-	-	-	G-6623
North Patchwork Solid 2 cm	G-7234	-	-	-	G-6623
Orobico Red solid 2 cm	G-1258	G-471	G-187	G-471	G-623
Zinc Green solid 2 cm	G-1258	G-471	G-187	G-471	G-623
Tattoo Black solid 2 cm	G-1258	G-471	G-187	G-471	G-623
Instinto Taupe solid 2 cm	G-1258	G-471	G-187	G-471	G-623
St.Vincent solid 2 cm	G-1258	G-471	G-187	G-471	G-623
Equinox Grey solid 2 cm	G-1258	G-471	G-187	G-471	G-623
Junoon Beige solid 2 cm	G-1258	G-471	G-187	G-471	G-623
Junoon Maple solid 2 cm	G-1258	G-471	G-187	G-471	G-623
Object White solid 2 cm	G-1258	G-471	G-187	G-471	G-623
Object Grey solid 2 cm	G-1258	G-471	G-187	G-471	G-623
Sybarum Black solid 2 cm	G-1258	G-471	G-187	G-471	G-623
Sybarum Beige solid 2 cm	G-1258	G-471	G-187	G-471	G-623
Materia White solid 2 cm	G-1258	G-471	G-187	G-471	G-623
Materia Grey solid 2 cm	G-1258	G-471	G-187	G-471	G-623
Materia Beige solid 2 cm	G-1258	G-471	G-187	G-471	G-623
Regeneration Black solid 2 cm	G-1258	G-471	G-187	G-471	G-623
Regeneration Grey solid 2 cm	G-1258	G-471	G-187	G-471	G-623
Regeneration White solid 2 cm	G-1258	G-471	G-187	G-471	G-623
Concept Anthracite solid 2 cm	G-1258	G-471	G-187	G-471	G-623
Concept Grey solid 2 cm	G-1258	G-471	G-187	G-471	G-623
Concept Beige solid 2 cm	G-1258	G-471	G-187	G-471	G-623

PACKING LIST

	SIZE CM / SIZE INCH	BOX/PALLET	PIECE/BOX	M <sup>2</sup> /BOX	SQF/BOX	M <sup>2</sup> /PALLET	SQF/PALLET	KG/PALLET	KG/BOX	KG/PIECE
Base 50x100	49,75 x 99,55 cm - 19.59" x 39.19"	36	1	0,5	5,33	17,83	191,92	880,00	23,89	23,59
Drain 25x100	24,51 x 99,55 cm - 9.65" x 39.19"	36	2	0,49	0,15	17,56	5,25	586,58	23,24	11,62
Drain angle 25x25	24,51 x 24,51 cm - 9.65" x 9.65"	36	8	0,48	0,14	17,29	5,17	843,55	22,28	2,86

ADJUSTABLE SYSTEM / SISTEMA DE ELEVACIÓN : PLOTS

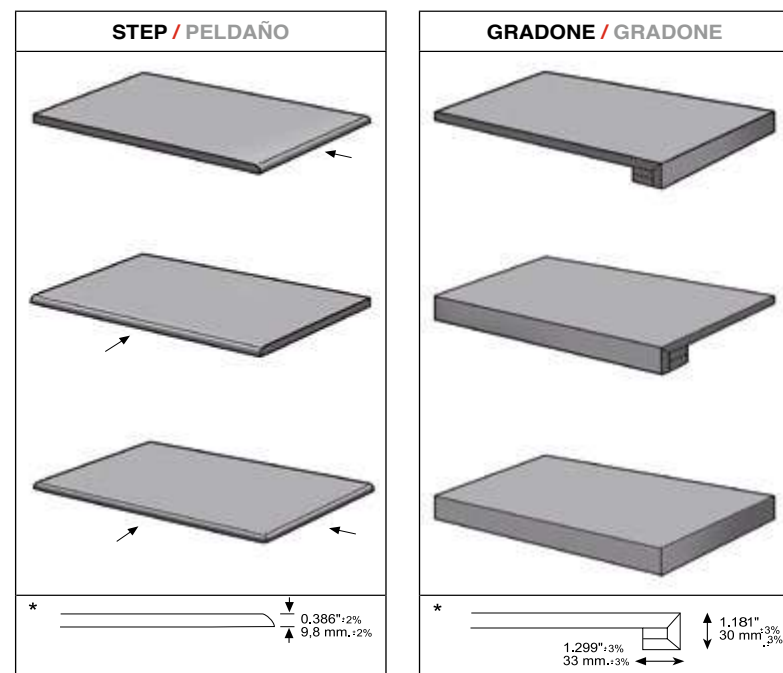


Class	Altura-Heigh	Ref.	Max. Weight
PLOT SNR10	10 mm	G-37	10000 Kg
PLOT SNR15	15 mm	G-37	6000 Kg
PLOT SR 6/10	65-100 mm	G-73	2500 Kg
PLOT SR 10/13	100-130 mm	G-79	2500 Kg
PLOT SR 13/22	130-220 mm	G-85	2200 Kg
PLOT SR 22/31	220-310 mm	G-99	2000 Kg

\*Average plot quantity - 6 units / m<sup>2</sup>  
\*Cantidad de plots media - 6 units / m<sup>2</sup>

All sizes are rectified and without bevel edge finish.  
Todos los formatos son rectificadas y no biselados.  
Tiles with random shade and aspect variation.  
Producto con alta variación cromática y destonificación en composiciones.

## STEPS / PELDAÑOS



## ANCHORING SYSTEM FOR GLUED FAÇADES / SISTEMA DE ANCLAJE PARA FACHADAS PEGADAS



## PRICE GROUPS / GRUPOS DE PRECIOS

Hidden anchoring	Groups	
	inox	black
U-8 BASIC HIDDEN	G-27	G-43
U-8 ENDING HIDDEN	G-27	G-43
Z-1 BASIC HIDDEN	G-33	G-51
Z-1 ENDING HIDDEN	G-33	G-51

**AVERAGE QUANTITY ANCHORING / M<sup>2</sup> (variable depending on project)**  
CANTIDAD MEDIA DE ANCLAJE / M<sup>2</sup> (variable en función del proyecto)

FORMAT	AVERAGE QUANTITY ANCHORING / M <sup>2</sup>
60x120	3,33 units / m <sup>2</sup>
30x120	5,55 units / m <sup>2</sup>
90x90	2,85 units / m <sup>2</sup>
45x90	5,95 units / m <sup>2</sup>
30x90	8,02 units / m <sup>2</sup>

Visible anchoring	Groups	
	inox	black
U-8 BASIC VISIBLE	G-29	G-45
U-8 ENDING VISIBLE	G-29	G-45
Z-1 BASIC VISIBLE	G-37	G-53
Z-1 ENDING VISIBLE	G-37	G-53

FORMAT	AVERAGE QUANTITY ANCHORING / M <sup>2</sup>
22,5x90	10,50 units / m <sup>2</sup>
15x90	15,66 units / m <sup>2</sup>
60x60	6,10 units / m <sup>2</sup>
30x60	12,25 units / m <sup>2</sup>
15x60	23,74 units / m <sup>2</sup>

## TECHNICAL FEATURES / CARACTERÍSTICAS TÉCNICAS

ANCHORING. Stainless steel of AISI 304 alloy / acero inoxidable de aleación AISI 304	
<b>ELECTRICAL PROPERTIES / PROPIEDADES ELÉCTRICAS</b>	
Electrical resistivity / Resistividad eléctrica	70-72
<b>PHYSICAL PROPERTIES / PROPIEDADES FÍSICAS</b>	
Density / Densidad (g cm <sup>-3</sup> )	7.93
Melting point / Punto de fusión (C°)	1400-1455
<b>MECHANICAL PROPERTIES / PROPIEDADES MECÁNICAS</b>	
Elongation / Alargamiento %	<60
Brinell hardness / Dureza Brinell	160-190
Izod impact / Impacto Izod (J m <sup>-1</sup> )	20-136
Elasticity module / Módulo de elasticidad (Gpa)	190-210
Traction resistance / Resistencia a la tracción (Mpa)	460-1100
<b>THERMAL PROPERTIES / PROPIEDADES TÉRMICAS</b>	
Thermal expansion coefficient / Coeficiente de expansión térmica @20-100C (x10 <sup>-6</sup> K <sup>-1</sup> )	18.00
Thermal conductivity / Conductividad térmica a 23 °C (W m <sup>-1</sup> K <sup>-1</sup> )	16.30

\* For pricing on grooved material for hidden system, please check with our commercial department. En el caso de solicitar material ranurado contactar con el dep. comercial.  
The price includes staple, plug and screw. El precio por anclaje incluye también el taco y el tornillo.

## TECHNICAL FEATURES / CARACTERÍSTICAS TÉCNICAS

TECHNICAL CHARACTERISTICS CARACTERÍSTICAS TÉCNICAS TECHNISCHE EIGENSCHAFTEN	STANDARD TEST METHOD MÉTODO DE LA NORMA NORM	STANDARD PRESCRIBED VALUES VALOR PRESCRITO POR LA NORMA NORMVORGABE	APAVISA
<b>MEASUREMENTS AND SURFACE APPEARANCE / DIMENSIONES Y ASPECTO SUPERFICIAL / ABMESSUNGEN UND OBERFLÄCHEN</b>			
LENGTH AND WIDTH LONGITUD Y ANCHURA LÄNGE UND BREITE	UNE - EN ISO 10545-2	± 0.6% max.	± 0.2%
THICKNESS ESPESOR STÄRKE	UNE - EN ISO 10545-2	± 5% max.	± 2%
ORTHOGONALITY ORTOGONALIDAD RECHTWINKLIGKEIT	UNE - EN ISO 10545-2	± 0.6% max.	± 0.2%
SURFACE FLATNESS PLANITUD DE SUPERFICIE PLANIMETRIE	UNE - EN ISO 10545-2	± 0.5% max.	± 0.2%
<b>PHYSICAL PROPERTIES / PROPIEDADES FÍSICAS / PHYSISCHE EIGENSCHAFTEN</b>			
WATER ABSORPTION ABSORCIÓN DE AGUA WASSERAUFNAHME	UNE - EN ISO 10545-3	≤ 0.5%	± 0.1%
BENDING RESISTANCE RESISTENCIA A FLEXIÓN BIEGEFESTIGKEIT	UNE - EN ISO 10545-4	≥ 35 N/mm <sup>2</sup>	45 N/mm <sup>2</sup> <sup>3</sup>
RESISTANCE TO DEEP ABRASION RESISTENCIA A LA ABRASIÓN WIDERSTAND GEGEN DEN TIEFENVERSCHLEISS	UNE - EN ISO 10545-6	≤ 175 mm <sup>3</sup>	131 mm <sup>3</sup> <sup>4</sup>
TEMPERATURE SHOCK RESISTANCE RESISTENCIA AL CHOQUE TÉRMICO TEMPERATURESCHOCKBESTÄNDIGKEIT	UNE - EN ISO 10545-9	NO DEFECTS SHOULD BE VISIBLE NO DEBE PRESENTAR DEFECTOS VISIBLES	DURABLE RESISTENTE
FROST RESISTANCE RESISTENCIA A LA HELADA FROSTBESTÄNDIGKEIT	UNE - EN ISO 10545-12	NO SURFACE DEFECTS OR CRACKS SHOULD BE VISIBLE NO DEBE PRESENTAR DEFECTOS O ROTURAS EN LA SUPERFICIE	ANTI - ICE ANTIHIELO
ANTI - SLIP ANTIDESLIZAMIENTO RUTSCHHEMMENDE EIGENSCHAFT	DIN 51130	-	R10 <sup>1</sup>
	DIN 51097	-	-
	UNE - ENV 12633	DRY TEST / ENSAYO EN SECO WET TEST / ENSAYO SOBRE MOJADO	Clase 3 <sup>1</sup> Clase 1 <sup>1</sup>
COLOUR RESISTANCE TO LIGHT RESISTENCIA DEL COLOR A LA LUZ LICHTBESTÄNDIGKEIT	ASTM C 1028-96	THERE SHOULD BE NO COLOUR VARIATIONS NO DEBE PRESENTAR VARIACIONES DE COLOR	≥ 0,6 ≥ 0,6
	DIN 51094	THERE SHOULD BE NO COLOUR VARIATIONS NO DEBE PRESENTAR VARIACIONES DE COLOR	NO ALTERATIONS NO PRESENTA ALTERACIONES
<b>CHEMICAL PROPERTIES / PROPIEDADES QUÍMICAS / CHEMISCHE EIGENSCHAFTEN</b>			
CHEMICAL RESISTANCE RESISTENCIA QUÍMICA BESTÄNDIGKEIT GEGEN CHEMKALIEN	UNE - EN ISO 10545-13	THERE SHOULD BE NO VISIBLE CHANGES WHEN SUBJECTED TO CHEMICALS NO DEBE PRESENTAR ALTERACIONES VISIBLES A LOS ATAQUES QUÍMICOS	Min - UB
RESISTANCE TO STAINING RESISTENCIA A LAS MANCHAS FLECKENBESTÄNDIGKEIT	UNE - EN ISO 10545-14	THERE SHOULD BE NO VISIBLE CHANGES WHEN SUBJECTED TO CHEMICALS NO DEBE PRESENTAR ALTERACIONES VISIBLES A LOS ATAQUES QUÍMICOS	Mín. 3

- <sup>1</sup> Test done in evolution grey striato 60x60. Average test result value. Consult specific product test result value before supplying. Possibility of other tests by request. Every natural finish product can be manufactured on a higher non slip grade by request. / Prueba realizada sobre el producto evolution grey striato 60x60. Valor de media. Consultar valor de un producto específico antes del suministro. Posibilidad de realizar ensayos diferentes. Los productos con acabado mate pueden ser fabricados con un grado de antideslizamiento mayor bajo solicitud expresa.
- <sup>2</sup> Dry Test, according to document DA DB-SUA/3 (Código Técnico de la Edificación) M<sup>o</sup> de Fomento. Test done in EVOLUTION GREY LAPPATO 30X60. / Ensayo realizado, según documento DA DB-SUA/3 (Código Técnico de la Edificación) M<sup>o</sup> de Fomento, sobre el producto EVOLUTION GREY LAPPATO 30X60.
- <sup>3</sup> Average value. Test issued in Apavisa internal laboratory on Evolution grey striato 30x60. For any official certification or verification of the values listed, contact the Technical Department through [dpto.tecnico@apavisa.com](mailto:dpto.tecnico@apavisa.com) / Valor de media. Prueba realizada en laboratorio interno de Apavisa sobre el producto Evolution grey striato 30x60. Para cualquier certificación oficial o verificación de los valores mencionados contactar con el Departamento Técnico de Apavisa a través de [dpto.tecnico@apavisa.com](mailto:dpto.tecnico@apavisa.com).
- <sup>4</sup> Average value. Test issued in Apavisa internal laboratory on Evolution grey striato 30x60. For any official certification or verification of the values listed, contact the Technical Department through [dpto.tecnico@apavisa.com](mailto:dpto.tecnico@apavisa.com) / Valor de media. Prueba realizada en laboratorio interno de Apavisa sobre el producto Evolution grey striato 30x60. Para cualquier certificación oficial o verificación de los valores mencionados contactar con el Departamento Técnico de Apavisa a través de [dpto.tecnico@apavisa.com](mailto:dpto.tecnico@apavisa.com).

APAVISA PORCELÁNICO S.L. assumes no liability for any printing errors. The technical characteristics contained in this catalog are mean values of our products. To carry out any orders that are requested consultations with the technical characteristics of the particular model to APAVISA PORCELÁNICO S.L. All features and specifications are based on information available at the time of printing this folder and may be changed without notice, according to market conditions, technological innovations and/or any other factor, without incurring any liability. / APAVISA PORCELÁNICO S.L. no asume ninguna responsabilidad por posibles errores de impresión. Las características técnicas que constan en el presente catálogo son valores medios de nuestros productos. Para la realización de cualquier pedido se solicita que sean consultadas las características técnicas del modelo en concreto a APAVISA PORCELÁNICO S.L. Todas las características y especificaciones técnicas están basadas en la información disponible en el momento de la impresión de la presente carpeta y podrán ser modificadas sin previo aviso, de acuerdo a las circunstancias del mercado, innovaciones tecnológicas y/o cualquier otro factor, sin incurrir en ningún tipo de responsabilidad.

<b>PACKING LIST BASES</b> LISTA DE EMBALAJES BASES	SIZE CM	SIZE INCH	BOX/ PALLET	PIECE/ BOX	M2/ BOX	M2/ PALLET	SQF/ BOX	SQF/ PALLET	KG/ PALLET	KG/ BOX	KG/ PIECE
60X120 (11 MM)	59,55 x 119,3	23.44 x 46.97	50	1	0,71	35,52	7,65	382,35	1000	19,54	19,18
60X120 (7 MM)	59,55 x 119,3	23.44 x 46.97	30	2	1,42	42,63	15,29	458,83	780	25,234	12,437
30X120 (11 MM)	29,67 x 119,3	11.68 x 46.97	36	3	1,06	38,23	11,43	411,49	1029	27,945	9,2
30X120 (7 MM)	29,67 x 119,3	11.68 x 46.97	36	5	1,77	63,71	19,05	685,81	778	20,96	4,123
20X120 (7 MM)	19,71 x 119,3	7.76 x 46.97	33	6	1,41	46,56	15,19	501,15	850	25,06	4,13
15X120 (11 MM)	14,73 x 119,3	5.80 x 46.97	30	6	1,05	31,63	11,35	340,48	841	27,25	4,5
50x100 (SOLID 2CM)(20MM)	49,75 x 99,55	19.59 x 39.19	36	1	0,5	17,83	5,33	191,92	880,00	23,89	23,59
90X90 (11 MM)	89,46 x 89,46	35.22 x 35.22	36	1	0,80	28,81	8,61	310,12	822	21,91	21,635
90X90 (7 MM)	89,46 x 89,46	35.22 x 35.22	20	2	1,60	32,01	17,23	344,58	610	28,851	14,288
45X90 (11 MM)	44,63 x 89,46	17.57 x 35.22	27	3	1,20	32,34	12,89	348,11	880	31,74	10,491
45X90 (7 MM)	44,63 x 89,46	17.57 x 35.22	27	5	2,00	53,90	21,49	580,18	980	35,442	7,035
45X90 (5 MM)	44,63 x 89,46	17.57 x 35.22	27	7	2,79	75,46	30,08	812,25	956	34,553	4,898
22,5X90 (11 MM)	22,21 x 89,46	8.74 x 35.22	36	5	0,99	35,76	10,69	384,97	906	24,535	4,85
22,5X90 (7 MM)	22,21 x 89,46	8.74 x 35.22	36	8	1,59	57,22	17,11	615,95	1041	28,285	3,5
22,5X90 (5 MM)	22,21 x 89,46	8.74 x 35.22	36	12	2,38	85,83	25,66	923,92	1018	27,645	2,28
30X90 (11 MM)	29,69 x 89,46	11.69 x 35.22	38	5	1,33	50,47	14,29	543,21	1404	36,34	7,21
30X90 (5 MM)	29,75 x 89,46	11.71 x 35.22	40	8	2,13	85,17	22,92	916,73	1150	28,172	3,499
30X90 ILLUSION (5 MM)	29,75 x 89,46	11.71 x 35.22	40	7	1,86	74,52	20,05	802,14	1006	24,575	3,485
30X90 ILLUSION (GOLD/SILVER) (5 MM)	29,75 x 89,46	11.71 x 35.22	20	7	1,86	37,26	20,05	401,07	516	24,673	3,499
30X90 OVAL (5 MM)	29,75 x 89,46	11.71 x 35.22	40	7	1,86	74,52	20,05	802,14	1030	25,177	3,571
30X90 OVAL (GOLD/SILVER) (5 MM)	29,75 x 89,46	11.71 x 35.22	20	7	1,86	37,26	20,05	401,07	516	24,673	3,499
30X90 SOUND (5 MM)	29,75 x 89,46	11.71 x 35.22	40	7	1,86	74,52	20,05	802,14	1050	25,674	3,642
30X90 CUBIC (5 MM)	29,75 x 89,46	11.71 x 35.22	40	7	1,86	74,52	20,05	802,14	1000	24,428	3,464
30X90 CUBIC (GOLD/SILVER) (5 MM)	29,75 x 89,46	11.71 x 35.22	20	7	1,86	37,26	20,05	401,07	516	24,673	3,499
15X90 (11 MM)	14,74 x 89,46	5.80 x 35.22	36	8	1,05	37,98	11,36	408,78	995	27,002	3,334
15X90 (5 MM)	14,77 x 89,46	5.81 x 35.22	36	16	2,11	76,11	22,76	819,23	1037	28,17	1,74
15X90 SOUND (5 MM)	14,77 x 89,46	5.81 x 35.22	36	14	1,85	66,59	19,91	716,83	907	24,55	1,73
9X90 (11 MM)	8,77 x 89,46	3.45 x 35.22	35	13	1,02	35,70	10,98	384,25	945	26,33	2
60X60 (11 MM)	59,55 x 59,55	23.44 x 23.44	30	3	1,06	31,92	11,45	343,54	796	25,755	8,5
60X60 (7 MM)	59,55 x 59,55	23.44 x 23.44	30	5	1,77	53,19	19,09	572,57	950	30,898	6,129
BASE HEXAGONAL (11 MM)	51,57 x 59,55	20.30 x 23.44	30	3	0,92	27,64	9,92	297,51	711	22,921	7,537
30X60 NATURAL (11 MM)	29,75 x 59,55	11.71 x 23.44	40	6	1,06	42,52	11,44	457,67	1050	25,675	4,24
30X60 ESTRUCTURADO (11 MM)	29,75 x 59,55	11.71 x 23.44	40	6	1,06	42,52	11,44	457,67	1000	24,427	4,032
30X60 BOCCIARDATO (11 MM)	29,75 x 59,55	11.71 x 23.44	40	6	1,06	42,52	11,44	457,67	1050	25,675	4,24
30X60 RIGATO (11 MM)	29,75 x 59,55	11.71 x 23.44	40	6	1,06	42,52	11,44	457,67	1038	25,363	4,188
30X60 CORRUGATO (GOLD/SILVER) (11 MM)	29,75 x 59,55	11.71 x 23.44	20	8	1,42	28,35	15,26	305,11	512	24,427	3,024
30X60 LAPPATO (11 MM)	29,75 x 59,55	11.71 x 23.44	40	6	1,06	42,52	11,44	457,67	1044	25,519	4,214
30X60 PULIDO (11 MM)	29,75 x 59,55	11.71 x 23.44	40	7	1,24	49,61	13,35	533,95	1085	26,562	3,761
30X60 GRAFFIATO (11 MM)	29,75 x 59,55	11.71 x 23.44	40	6	1,06	42,52	11,44	457,67	1050	25,675	4,24
30X60 (7 MM)	29,75 x 59,55	11.71 x 23.44	40	8	1,42	56,69	15,26	610,23	1000	24,427	3,024
30X60 (5 MM)	29,75 x 59,55	11.71 x 23.44	40	11	1,95	77,95	20,98	839,06	950	23,181	2,086
30X60 DECOR (5 MM)	29,75 x 59,55	11.71 x 23.44	40	11	1,95	77,95	20,98	839,06	950	23,181	2,086
30X60 DECOR (GOLD/SILVER) (5 MM)	29,75 x 59,55	11.71 x 23.44	20	11	1,95	38,98	20,98	419,53	471	22,411	2,016
15X60 (11 MM)	14,73 x 59,55	5.80 x 23.44	48	9	0,79	37,89	8,50	407,89	886	17,97	1,975
20X60 (11 MM)	19,71 x 59,55	7.76 x 23.44	36	9	1,06	38,03	11,37	409,34	941	25,51	2,81
20X60 (7 MM)	19,71 x 59,55	7.76 x 23.44	36	12	1,41	50,71	15,16	545,79	904	24,46	2,02
45X45 (11 MM)	44,63 x 44,63	17.57 x 17.57	68	5	1,00	67,72	10,72	728,96	1530	22,16	4,389
30X30 (11 MM)	29,75 x 29,75	11.71 x 11.71	40	13	1,15	46,02	12,38	495,39	1000	24,43	1,868
25X29 (HEXAGON) (9MM) non rectified	25x 29	9.84x 11.42	48	17	0,935	44,88	10,06	483,09	1060	21,767	1,271
<b>PACKING LIST PREINCISION</b> LISTA DE EMBALAJES PREINCISION	SIZE CM	SIZE INCH	BOX/ PALLET	PIECE/ BOX	M2/ BOX	M2/ PALLET	SQF/ BOX	SQF/ PALLET	KG/ PALLET	KG/ BOX	KG/ PIECE
PREINCISION 11,25X90 (11 MM)	44,63x 89,46	17.57x 35.22	27	3	1,20	32,34	12,89	348,11	844	30,399	10,003
PREINCISION 10X60 (11 MM)	29,75x 59,55	11.71x 23.44	20	6	1,06	21,26	11,44	228,84	519	24,783	4,083
PREINCISION 7,5X60 (11 MM)	29,75x 59,55	11.71x 23.44	20	6	1,06	21,26	11,44	228,84	519	24,783	4,083
PREINCISION 2,5X60 (11 MM)	29,75x 59,55	11.71x 23.44	20	6	1,06	21,26	11,44	228,84	509	24,285	4
PREINCISION 10X30 (11 MM)	29,75x 29,75	11.71x 11.71	25	9	0,80	19,91	8,57	214,35	436	16,513	1,812
PREINCISION 5X30 (11 MM)	29,75x 29,75	11.71x 11.71	25	9	0,80	19,91	8,57	214,35	436	16,513	1,812
PREINCISION 5X10 (11 MM)	29,75x 29,75	11.71x 11.71	25	9	0,80	19,91	8,57	214,35	436	16,513	1,812
PREINCISION 5X5 (11 MM)	29,75x 29,75	11.71x 11.71	25	9	0,80	19,91	8,57	214,35	436	16,513	1,812

<b>PACKING LIST MOSAICS</b> LISTA DE EMBALAJES MOSAICOS	SIZE CM	SIZE INCH	BOX/ PALLET	PIECE/ BOX	M2/ BOX	M2/ PALLET	SQF/ BOX	SQF/ PALLET	KG/ PALLET	KG/ BOX	KG/ PIECE
HEXAGONO DECOR (11 MM)	44,6x51,5	17.56x20.28	20	3	0,69	13,78	7,42	148,34	357	16,7	5,4
MOSAICO BRICK NANOESSENCE (7 MM)	18,44x58	7.26x22.83	20	4	0,43	8,56	4,60	92,10	174	7,539	1,826
MOSAICO BRICK NANOFUSION (7 MM)	46,4x58	18.27x22.83	30	3	0,81	24,22	8,69	260,71	457	14,45	4,65
MOSAICO CIRCLE (7 MM)	30,07x34,84	11.84x13.72	10	4	0,42	4,19	4,51	45,11	68	4,486	1,059
MOSAICO DECOR (7 MM)	29,75x29,75	11.71x11.71	24	10	0,89	21,24	9,53	228,64	463	18,325	1,812
MOSAICO 5X5 (7 MM)	29,75x29,75	11.71x11.71	24	10	0,89	21,24	9,53	228,64	391	15,325	1,512
MOSAICO 2,5X2,5 (7 MM)	29,75x29,75	11.71x11.71	24	10	0,89	21,24	9,53	228,64	463	18,325	1,812
TETRIS (7 MM)	22,21x89,46	8.74x35.22	10	6	1,19	11,92	12,83	128,32	318	29,49	4,85
MIX DECOR NANOCONCEPT (7 MM)	44,63x44,63	17.57x17.57	34	5	1,00	33,86	10,72	364,48	680	19,325	3,815
DECOR RAMP NANOFUSION (7 MM)	59,55x59,55	23.44x23.44	30	4	1,42	42,55	15,27	458,06	773	25,016	6,129
MOSAICO LINK SYBARUM (7 MM)	29,06x59,55	11.44x23.44	40	8	1,38	55,38	14,90	596,08	1002	24,477	3,024
DECOR RAMP SYBARUM (7 MM)	28,5x28,5	11.22x11.22	40	6	0,49	19,49	5,25	209,83	466	11,065	1,81
MOSAICO HEXAGONAL SYBARUM (7 MM)	45,05x25,84	17.74x10.17	40	8	0,93	37,25	10,02	400,97	1002	24,477	3,024
MOSAICO ARROW (7 MM)	44,63x44,63	17.57x17.57	30	5	1,00	29,88	10,72	321,60	549	17,53	3,406
MOSAICO CROSSED (7 MM)	44,63x39,72	17.57x15.64	27	4	0,71	19,15	7,63	206,08	413	14,449	3,406
MOSAICO 7X45 (7 MM)	44,63x44,63	17.57x17.57	30	5	1,00	29,88	10,72	321,60	607	19,465	3,85
MOSAICO DECOR MARBLE (7 MM)	89,46x89,46	35.22x35.22	20	2	1,60	32,01	17,23	344,58	585	27,597	13,661
DECOR RAMP ALCHEMY (7 MM)	59,55x59,55	23.44x23.44	30	3	1,06	31,92	11,45	343,54	582	18,64	6,129
MOSAICO BRICK ALCHEMY (7 MM)	29,75x29,75	11.71x11.71	99	6	0,53	52,57	5,72	565,89	1118	11,065	1,81
MOSAICO LISTAS PELLE (7 MM)	9,8x44,63	3.86x17.57	99	9	0,39	38,97	4,24	419,47	725	7,09	0,77
MOSAICO BRICK PELLE (7 MM)	28,5x28,5	11.22x11.22	99	6	0,49	48,25	5,25	519,34	947	11,61	1,81
DECOR RAMP ALUMINUM (7 MM)	29,7x59,55	11.69x23.44	20	5	0,88	17,69	9,52	190,38	334	15,53	3,056
LISTAS BRICK ALUMINUM (7 MM)	19x58,5	7.48x23.03	18	5	0,56	10,00	5,98	107,68	200	9,855	1,921
MOSAICO BRICK (5 MM)	33,47x38,65	13.18x15.22	10	4	0,52	5,17	5,57	55,70	115	9,194	2,236
MOSAICO 5X5 (5 MM)	29,75x29,75	11.71x11.71	24	7	0,62	14,87	6,67	160,05	278	10,635	1,49
MOSAICO 2,5X2,5 (5 MM)	29,75x29,75	11.71x11.71	24	14	1,24	29,74	13,34	320,10	387	15,15	1,07
MOSAICO SIN FIN 10X30 (5 MM)	9,9x29,75	3.90x11.71	32	21	0,62	19,79	6,66	213,04	210	5,845	0,27
MOSAICO FLAKE (5 MM)	14,73x44,63	5.80x17.57	16	12	0,79	12,62	8,49	135,86	181	9,885	0,8
MOSAICO LINK (5 MM)	14,26x28,75	5.61x11.32	24	10	0,41	9,84	4,41	105,91	225	8,415	0,821
MOSAICO TRAPEZIUM (5 MM)	29,75x29,75	11.71x11.71	24	12	1,06	25,49	11,43	274,37	548	21,895	1,81
FLAKE DECOR (											

## CLEANING AND MAINTENANCE TIPS

### THE FIRST CLEANING “AFTER INSTALLATION”

The most important cleaning operation is performed immediately after laying the tiles. This involves the complete removal of residues and dirt from the tile placement. An inadequate or late removal of this waste can create a cementitious layer on the tile capable of absorbing all forms of dirt. This may give the impression that the tile gets dirty when the actual problem resides in the surface film of dirt which was not removed immediately after laying. Once the grouting of the tiles is finished, it is important, while the grout is still wet, to carefully remove any excess material immediately. This can be done using a sponge and plenty of clean water, repeating this as many times as necessary. Do not perform the cleaning with metal tools, scrapers or abrasive pads. For stubborn stains, clean with alcohol and lukewarm water and rub with a clean cloth. If they do not disappear, check with the relevant technical department. Once the above mentioned washing is done, another washing should be carried out using basic or alkaline degreasing agents, as acid washing can leave stickiness on the pavement which could help retain dirt. In areas where water is calcareous, it is convenient to dry the surface, in order to prevent the deposition of carbonates which will reduce the surfaces' gleam.

### REGULAR MAINTENANCE

Many available cleaning products for general use can be used with our products. For daily cleaning, one can use detergents or degreasing products diluted in warm water, following each product’s instructions. It is important that the cleaner does not have oil, animal fat, or soap base. These components may leave an invisible residue whilst absorbing dirt (lime stratifications detergent or residues). It is also important that the tile receives a thorough rinsing with clean water after the cleaning process is complete.The low water absorption and high standards met by all porcelain tiles ensure a product which is easy to maintain. Our products do not require the use of sealants or waxes. These superficial coatings can really affect the performance of the tile in a negative manner. It is important to note that hydrofluoric acid (HF) and derivatives can irreparably damage the tile.

The general steps for regular cleaning of our ceramic products can be summarized as follows:

- Remove any solid or liquid waste from the tile, sweeping with a soft bristle broom or vacuuming.
- Clean up liquid spills as soon as possible with lukewarm water.
- Apply the recommended amount and dilution of the cleaner for the tile (follow the cleaner manufacturer’s instructions). The wiper must remain in the tile a minimum period of 5 minutes.
- For unpolished tiles, scrub with a nylon sponge or soft bristle brush. A floor machine equipped with a nylon pad or bristle brush can be used for heavily soiled surfaces. For polished tiles, clean with a nonabrasive cloth.
- Remove the dirty cleaning solution and water with a vacuum cleaner or cloth. Rinse the porcelain tile with clean water and remove again with a vacuum cleaner, mop or towel. It is absolutely essential that all detergent residues are removed completely from the tile. Any remaining detergent that dries on the tiles surface can form a coating that can trap dirt and be very difficult to remove. The tile should be rinsed several times to remove all detergent residues.

During use, the cleaning of the tiles should be similar to window cleaning. Ammonia and even bleach type products can be employed, but both must be diluted in water.

In case of special stains and/or particularly resistant, it is advisable to use specific detergents according to the cleaners' manufacturer. Do not forget that removing any type of stain is easier when it is still fresh.

It is important to always do a pre-test the detergent products result on a small sample of the porcelain.

### TILES WITH METALLIC EFFECTS - PVD

This type of tiles require following these recommended guidelines, shown below, for cleaning:

- In general, you can use any non-aggressive and neutral pH product.
- In general, we recommend the use of ammonia-based products (NH3) diluted in water, never directly on the piece.
- You cannot use chemically aggressive products.
- You cannot use products with hydrochloric acid (HCl). The remaining acid products should be used with caution in very diluted concentrations.
- Citric acid and other acidic food products leave stains if left too long to act on the tile. They must be removed as soon as possible.
- The use of powder products of abrasive action is not recommended.

## CONSEJOS DE LIMPIEZA Y MANTENIMIENTO

### LA PRIMERA LIMPIEZA DESPUÉS DE LA COLOCACIÓN

La operación de limpieza más importante se lleva a cabo inmediatamente “después de la colocación de la baldosa”. Esto implica la eliminación completa de los residuos de lechada y de la suciedad de la colocación de las propias baldosas. Una eliminación inadecuada o tardía de estos residuos puede crear sobre la baldosa una película cementosa capaz de absorber toda forma de suciedad, dando la impresión que se ensucia la baldosa, cuando el problema está en la película superficial de suciedad. Una vez efectuado el rejuntado de las baldosas, es importante cuando el material de rejuntado todavía está fresco, eliminar el material sobrante cuidadosa e inmediatamente, utilizando para ello una esponja y agua limpia abundante, repitiendo esta operación tantas veces como sea necesario. No debe realizarse la limpieza del material con espátulas metálicas ni estropajos abrasivos. En el caso de manchas resistentes, limpiar con alcohol y agua caliente y frotar con un paño limpio. Si no desaparecen, consultar con el departamento técnico correspondiente. Una vez efectuado el lavado mencionado arriba, deberá efectuarse un lavado básico o alcalino utilizando detergentes desengrasantes, ya que el lavado ácido puede dejar una untuosidad sobre el pavimento que podría contribuir a retener la suciedad. En aquellas zonas donde el agua sea calcárea conviene secar la superficie para evitar la deposición de carbonatos que disminuyen el brillo superficial.

### EL MANTENIMIENTO REGULAR

Muchos productos de limpieza de uso general que están disponibles son aceptables para el uso en nuestros productos. Se puede emplear para la limpieza diaria detergentes o desengrasantes diluidos en agua caliente, según indicaciones del envase del limpiador. La densidad inherente y baja absorción de agua de todos los productos aseguran un producto que es fácil de mantener.

Es muy importante tener en cuenta que el ácido Fluorhídrico (HF) y derivados pueden dañar irremediablemente la baldosa.

Los pasos generales de limpieza regular para nuestros productos cerámicos se pueden resumir del siguiente modo:

- Retirar cualquier residuo sólido o líquido de la baldosa, barriendo con una escoba de cerdas suaves o pasar la aspiradora.
- Limpiar los derrames líquidos tan pronto como sea posible.
- Aplicar la cantidad y dilución del limpiador recomendadas para la baldosa (ver indicaciones del fabricante del limpiador). El limpiador deberá permanecer en la baldosa un periodo mínimo de tiempo de 5 minutos.
- Para baldosas sin pulir, frotar con una esponja de nylon o un cepillo de cerdas suaves. Para superficies muy sucias puede usarse una máquina de piso equipado con una almohadilla de nylon o con un cepillo de cerdas. Para baldosas pulidas , limpie con un trapo no abrasivo o un paño.
- Retirar la solución de limpieza sucia y el agua con una aspiradora o un trapo. Enjuague la pieza con agua limpia y retire de nuevo con una aspiradora, fregona, o una toalla. Es absolutamente esencial para todos los residuos de detergente que se eliminen por completo de la baldosa. Cualquier resto de detergente que se seque sobre la baldosa puede formar un recubrimiento que puede atrapar la suciedad y será muy difícil de eliminar. La baldosa debe enjuagarse varias veces para eliminar todos los residuos de detergente. Durante su uso, la limpieza de la baldosa debe hacerse de forma similar a la limpieza de cristales. Se puede emplear productos de tipo amoniacal e incluso lejía, ambos diluidos en agua.

En caso de manchas particulares y/o especialmente resistentes, es aconsejable usar detergentes específicos según especificaciones del fabricante del limpiador. No hay que olvidar que la eliminación de cualquier tipo de mancha resulta más fácil cuando ésta todavía está fresca.

Es importante hacer siempre una prueba previa antes de usar los productos detergentes.

### BALDOSAS CON EFECTOS METÁLICOS / PVD

En este tipo de baldosas por su especificidad se recomienda seguir las siguientes pautas de limpieza:

- En general, se puede usar cualquier producto no agresivo y con PH neutro.
- En general, se recomienda el uso de productos con base amoniacal (NH3) en concentración rebajada, nunca directamente sobre la pieza.
- No se pueden usar productos agresivos químicamente.
- No se puede usar productos con ácido clorhídrico (HCl). El resto de productos ácidos deben usarse con precaución en concentraciones muy rebajadas.
- El ácido cítrico y otros productos alimentarios ácidos dejarán mancha si se les deja actuar mucho tiempo sobre la baldosa.
- No está recomendado el uso de productos en polvo de acción abrasiva.

## FIXING TIPS

### CARE TO BE TAKEN DURING THE CONSTRUCTION

Our ceramic products can be considered as a final finish in the construction process, so it is advisable to be laid only when the rest of the building works are complete (structures, masonry, flooring, ceilings...); specially the flooring. This will minimize the collateral damage that sometimes occurs when the product is being placed too soon.When porcelain tiles are placed before the end of the construction, one must take special care to protect the piece until the works are finalized.

### PRE-FIXING ISSUES

- Upon receiving porcelain tiles it is essential to check if the tone, size and quality meet the required standards in advance, as well as assuring the lack of any visible surface defects. In case of facing any problems, our technical team will be able to study these when informed before laying the product.
- One must choose the proper tools for laying ceramic products (serrated edged comb, rubber mallet, suction cups, spreaders and clamps for laying, jointing rubber float, ...)
- Mix pieces from different boxes.

### SUPPORT BASE PREPARATION

The support base for wall or floor for the tiles must be stable, dry, flat and it must have the adequate consistency. This base must never be too hot nor too cold and should be clean. One must not forget to clean any dust, grease or oil leftovers to facilitate an optimal adhesion.It is convenient to use slightly rough support bases, altering any excessively smooth leveling layer, in order to ensure greater adherence.

### ADHESIVE CHOICE

The type of adhesive will be determined by the water absorption of each type of tile. In our case, it is advisable to employ the technique of placing a thin layer of cement adhesive of type C2.For formats larger than 30x30cm, we recommend the double-layer-adhesive. This technique involves the appliace of adhesive on the support base as well as on the tile; this technique is strongly recommended for outdoors.The bonding material must be applied with serrated edged comb to achieve a homogeneous adhesive distribution throughout the laying surface, even in the corners of the tile. A non-uniform adhesive layer will cause tensions on the tile, which will create an “eyebrow” effect. It is advisable to follow the instructions of the adhesives manufacturer, particularly for different cement-based bonding materials.

### TILE INSTALLATION

The previous handling of the tiles, especially the rectified, must be done with utmost care to avoid scratches or chipping of the tiles. During the fixing process, the surface shall not be marked by graphite materials (pencils) or permanent markers, especially in the case of polished products to avoid potential cleaning problems. In the placement of tiles the use of at least 2mm spreaders is advisable. For locked placement, it is advisable to fix at a distance from 1/3 of the piece, never at half of the piece. In large format porcelain pieces (over 60cm of any of its sides) it is convenient to use leveling clips to ensure the flatness of the pieces (such as the Raimondi leveling system, although there may be other manufacturers recommended in the market).Ç

### JOINTS AND GROUTS

The main functions of installation joints are: to absorb deformations of the support, to increase surface adhesion between the parts and the bonding material, and to improve the impermeability of the surface. It is necessary to respect the indications given below:

- **Structural joints:** the construction project already takes into account the existence of these joints in the floor coverings. These must also abide when covering the joint with plastic trims.
- **Perimeter joints:** it is always appropriate to provide these joints that isolate the tile and bonding material from any structural movements, avoiding tensions with them. Perimeter joints are normally hidden by the skirting board or the tile itself; they must have a width of 5 to 10 mm, and may be empty or filled with deformable material.
- **Expansion joints:** allow deformations due to thermal and hygroscopic variations between tiles between the bonding material and the support base. Usually designed with a width of 5-8 mm and surfaces from 25 m2 (in sections of 5x5 m2) indoor and surfaces from 9 m2 (in sections of 3x3 m2) outdoors. These joints must be well executed, this means that they must be flexible, waterproof, well bonded and must reach the base support.
- **Installation joints:** those between tiles. Before grouting these must be empty, without any bonding materials. It is not recommended to fix any floor without joints, advising a minimum joint of 2-3 mm The grout used in installation joints must be applied with a rubber float. The market offers a wide range of grouts, which are suitable for each type of tile and temperature as specified by the manufacturer of the grout, in which the type of product to be used, colors and waiting time before grouting should be recommended. Before grouting, it is advisable to test a small area of the part to determine whether the chosen grout affects or stains the surface of the piece. In this case, one should contact the grout manufacturer. Ask the manufacturer for a suitable cleaner for this type of grip material. A bonding material with a thin granulometry is desirable in order to avoid scratches on the tile during its placement.

## CONSEJOS DE COLOCACIÓN

### CUIDADOS A SEGUIR DURANTE LA CONSTRUCCIÓN

Nuestros productos se pueden considerar acabados finales en la construcción, por ello es recomendable ser colocados sólo cuando el resto de los trabajos constructivos hayan finalizado (estructuras, mampostería, solados, techos, instalaciones,...) y en especial los productos porcelánicos para suelos. De este modo se minimizarán los daños que pueden experimentar el producto cerámico por haber sido colocados demasiado pronto. Cuando los productos porcelánicos son colocados antes de finalizar la construcción hay que tener especial cuidado para proteger la pieza hasta que se ponga en servicio normal de utilización.

### CUESTIONES PREVIAS A LA COLOCACIÓN

- Al recibir los productos cerámicos es importante previamente comprobar si el tono, calibre y calidad son los requeridos, así como la existencia de defectos superficiales visibles.
- Hay que elegir las herramientas y útiles adecuados para la colocación de los productos cerámicos (llana metálica dentada, maza de goma, ventosas, crucetas y grapas para la colocación, llana de goma para rejuntar, ...)
- Hay que mezclar piezas de varias cajas.

### PREPARACIÓN DEL SOPORTE

El fondo o soporte para pared o suelo sobre el que se colocarán las baldosas debe estar estable, seco, nivelado o aplomado con la consistencia adecuada, no debiendo estar ni helado ni excesivamente caliente y limpio sin restos de polvo, grasa o aceite. Es conveniente disponer de soportes rugosos alterando los soportes excesivamente lisos o la propia capa de nivelación ligeramente para garantizar mayor adhesión.

### ELECCIÓN DEL ADHESIVO

La elección del tipo de adhesivo vendrá determinada por la absorción del agua de cada tipo de baldosa. En nuestro caso, se aconseja emplear la técnica de colocación en capa fina con el uso de Adhesivos Cementosos tipo C2. Para grandes formatos superiores a 30x30cm, se recomienda la técnica de colocación de doble encolado, esto es, aplicar adhesivo sobre el soporte y en la baldosa, en especial en exteriores.

El material de agarre debe aplicarse con una llana dentada para conseguir una distribución del adhesivo homogénea por toda la superficie de colocación incluso en las esquinas de la baldosa, presionando la baldosa sobre el adhesivo todavía fresco. De no ser uniforme la capa de adhesivo provocará tensiones en la baldosa que generan a la larga el efecto “ceja”. Es conveniente seguir las instrucciones del fabricante de adhesivos, en especial para los soportes diferentes de base cementosa.

### COLOCACIÓN DE LAS BALDOSAS

La manipulación previa de las baldosas, en especial las rectificadas, ha de realizarse con el máximo cuidado, para evitar despuntados, rayas o desconchados en su superficie. Durante la colocación, no deberá marcarse la superficie de utilización del material con lápices (grafito) o rotuladores indelebles, especialmente en el caso de los productos pulidos para evitar posibles problemas de limpieza de los mismos. En la colocación de las baldosas se recomienda el uso de crucetas de al menos 2 mm. En colocación trabada es aconsejable la colocación a una distancia de 1/3 de la pieza, nunca a la mitad de la pieza. En pavimentos de grandes formatos (mayores de 60 cm en alguno de sus lados) es conveniente el uso de grapas de colocación para garantizar la planitud de las piezas (se recomienda el modelo de la marca RAIMONDI, aunque puede haber otros fabricantes en el mercado).

### LAS JUNTAS Y REJUNTADOS

Las principales funciones de las juntas de colocación son: absorber deformaciones del soporte, aumentar la superficie de adherencia entre las piezas y el material de agarre, y mejorar la impermeabilidad de la superficie. Es conveniente respetar las juntas que se indican a continuación:

- Juntas estructurales:** el proyecto constructivo ya tiene prevista la existencia de estas juntas en el solado que se deben respetar también al colocar las baldosas y éstas se deben recubrir con materiales deformables.
- Juntas perimetrales:** siempre es conveniente prever estas juntas que aíslan la baldosa y al adhesivo de los movimientos de otros elementos estructurales constructivos como paredes-suelos, pilares o puertas-ventanas, evitando tensiones con ello. Normalmente quedan ocultas por el rodapié o la propia baldosa, deben tener una anchura de 5 a 10 mm, y pueden quedar vacías o rellenas de material deformable.
- Juntas de dilatación:** permiten las deformaciones por variaciones térmicas e higroscópicas entre baldosas, adhesivo y soporte. Normalmente se diseñan con una anchura mínima de 5 a 8 mm y en superficies a partir de 25 m2 (en paños de 5x5 m2) en interiores y en superficies a partir de 9 m2 (en paños de 3x3 m2) en exteriores. Estas juntas deben estar bien ejecutadas, esto es, ser flexibles, impermeables, bien adheridas y llegar hasta el soporte base.
- Juntas de colocación:** son las existentes entre baldosa y baldosa. Antes del rejuntado estas juntas deben estar vacías, por tanto sin materiales de agarre de la construcción. Se desaconseja una colocación a junta unida o a “testa” aconsejándose una junta mínima de 2-3 mm.

El material de rejuntado que se utiliza en las juntas de colocación se debe aplicar con una llana de goma. En el mercado existe una amplia gama de materiales de rejuntado, que se adecua a cada tipo de baldosas y ambiente según especificaciones del fabricante del material de rejuntado en las que se debe recomendar el tipo de producto a emplear, colores y tiempo de espera hasta el comienzo del rejuntado. Antes del rejuntado, es conveniente probar en un área pequeña de la pieza para determinar si la lechada elegida decolora o mancha la superficie de la pieza, en cuyo caso hay que contactar con el fabricante del material de rejuntado. Pedirle al fabricante del rejunte un limpiador adecuado para este tipo de material de agarre. Es conveniente que la granulometría del material de rejuntado sea fina, para evitar posibles rayas en la baldosa en su colocación.



**APAVISA**  
**www.apavisa.com**

Ctra. Castellón – San Juan de Moró, hm.7,5  
12130 SAN JUAN DE MORÓ (Castellón) Spain  
Tel. +34 964 701 120 - Export Fax +34 964 701 067 - Fax Nacional 964 701 195  
info@apavisa.com

The product may have variations in tone due to the manufacturing process. Ask about specific product before delivery. Photographs may present color variations with respect to the actual product. Ask about specific product before delivery. APAVISA PORCELANICO S.L. assumes no liability for any printing errors. The technical characteristics contained in this catalog are mean values of our products. To carry out any orders that are requested consultations with the technical characteristics of the particular model to APAVISA PORCELANICO S.L.  
All features and specifications are based on information available at the time of printing this catalog and may be changed without notice, according to market conditions, technological innovations and / or any other factor, without incurring any liability.  
APAVISA PORCELANICO S.L. assumes no liability for any printing errors. The technical characteristics contained in this catalog are mean values of our products. To carry out any orders that are requested consultations with the technical characteristics of the particular model to APAVISA PORCELANICO S.L.  
All features and specifications are based on information available at the time of printing this catalog and may be changed without notice, according to market conditions, technological innovations and / or any other factor, without incurring any liability.

El producto puede presentar variaciones de tono derivadas de proceso de fabricación. Realizar consulta de un producto específico antes del suministro. Las fotografías editadas pueden presentar variaciones cromáticas respecto al producto real. Realizar consulta de un producto específico antes del suministro. APAVISA PORCELANICO S.L. no asume ninguna responsabilidad por posibles errores de impresión. Las características técnicas que constan en el presente catálogo son valores medios de nuestros productos. Para la realización de cualquier pedido se solicita que sean consultadas las características técnicas del modelo en concreto a APAVISA PORCELANICO S.L.  
Todas las características y especificaciones técnicas están basadas en la información disponible en el momento de la impresión del presente catalogo y podrán ser modificadas sin previo aviso, de acuerdo a las circunstancias del mercado, innovaciones tecnológicas y/o cualquier otro factor, sin incurrir en ningún tipo de responsabilidad.  
APAVISA PORCELANICO S.L. no asume ninguna responsabilidad por posibles errores de impresión. Las características técnicas que constan en el presente catálogo son valores medios de nuestros productos. Para la realización de cualquier pedido se solicita que sean consultadas las características técnicas del modelo en concreto a APAVISA PORCELANICO S.L.  
Todas las características y especificaciones técnicas están basadas en la información disponible en el momento de la impresión del presente catalogo y podrán ser modificadas sin previo aviso, de acuerdo a las circunstancias del mercado, innovaciones tecnológicas y/o cualquier otro factor, sin incurrir en ningún tipo de responsabilidad.